

TAU
cerámica

H
WE ARE
FEEL & MIX
CONCEPT
PORCELAIN

D
WE ARE
FEEL & MIX
CONCEPT
PORCELAIN

W
WE ARE
FEEL & MIX
CONCEPT
PORCELAIN

O
WE ARE
FEEL & MIX
CONCEPT
PORCELAIN

Z
WE ARE
FEEL & MIX
CONCEPT
PORCELAIN

O
PORCELAIN

O

TAU
cerámica

Feel & Mix

La Marca *Brand*

TAU se consolida como marca de referencia mundial en el sector cerámico, por la calidad técnica y estética de nuestro producto, por nuestra apuesta constante por la innovación y el desarrollo y por el compromiso con nuestro entorno social y ambiental.

TAU is consolidated as a world reference brand in the ceramic sector. We are proud of our commitment to innovation and development and our commitment to our social and environmental surroundings.

The image shows a modern building facade with a large, white, three-dimensional logo for TAU ceramica. The word "TAU" is in a bold, sans-serif font, and "ceramica" is in a cursive script below it. The building has a grid of light-colored panels. In the foreground, there are green plants. The sky is blue with some clouds.

TAU
ceramica

VISIÓN

OUR VISION

Liderar el sector cerámico a través de una experiencia de compra empática que ayude al vendedor a vender y al comprador a decidir.

Leading ceramic industry through a purchasing experience empathy that helps the seller to sell and the buyer to decide.



MISIÓN

OUR MISSION

Transformamos la naturaleza para crear superficies porcelánicas que ayuden a nuestros clientes en su crecimiento y diferenciación.

We transform nature to create porcelain surfaces that help our clients in their growth and differentiation.



EMPATÍA

EMPATHY

LIDERAZGO

LEADERSHIP



ILUSIÓN
ENTHUSIASM



MEZCLA
MIXTURE

“

Aplicando criterios de mejora continua, llevamos a cabo una valorización interna de los residuos y una recogida selectiva de los mismos como cartón, plástico o madera.

Applying criteria of continuous improvement, we carry out an internal recovery of the waste and a selective collection of the same as cardboard, plastic or wood.

”

Uso de energías limpias / *Green energy used*



Recuperación aguas / *wastewater recovery*



TAU está comprometida con la optimización en la gestión del agua, basada en los principios de reutilización y optimización de la misma en diferentes procesos. Además, apuesta por la aplicación constante criterios de eficiencia energética en sus instalaciones y actividades.

TAU is committed to the optimisation of water management, based on the principles of reuse and optimisation of water in different processes. It is also committed to the constant application of energy efficiency criteria in its facilities and activities.




Desarrollo sostenible *Sustainable development*

TAU cerámica cuenta con un sistema de gestión ambiental para identificar y minimizar el impacto de sus operaciones sobre las emisiones atmosféricas, aguas residuales, residuos y contaminación acústica. Sistema Integrado de Gestión (SIG), diseñado por Ecoembes y encaminado a la recogida selectiva y recuperación de residuos de envases para su tratado, reciclado y valoración.

La compañía cuenta con Declaraciones Ambientales de Producto (DAP) para todas las familias de producto que comercializa. Una declaración concedida por Aenor en 2014 y ampliada en 2015 que destaca productos respetuosos con el medio ambiente.

TAU ceramics has an environmental management system to identify and minimize the impact of its operations on air emissions, wastewater, waste and noise pollution. Integrated Management System (SIG), designed by Ecoembes and aimed at the selective collection and recovery of packaging waste for treatment, recycling and assessment.

The company has Environmental Product Declarations (EPDs) for all the product families it markets. A declaration granted by Aenor in 2014 and extended in 2015 that highlights environmentally friendly products.



Feel & Mix



Sólo necesitamos 20 segundos para saber si algo nos gusta o no nos gusta. Las sensaciones que nos transmiten nuestros sentidos nos ayudan a decidirnos.

Por eso, en TAU Cerámica hemos configurado diferentes estilos de **moodboards** que guíen tu elección de producto. **Diseñamos por ti para hacerle la vida más fácil al vendedor y al cliente.**

En la mezcla está la pureza y en TAU Cerámica apostamos por ello.

Mezcla de diferentes tipologías de producto, de diferentes formatos, relieves y acabados.

Formando un espacio coordinado y armónico donde el cliente se sienta cómodo. Todo es combinable con el gusto adecuado y ése es el aporte de valor de la marca.

We only need 20 seconds to decide if we like something or not. The sensations that our senses transmit to us help us in the decision making process.

For this reason, at TAU Cerámica we have configured different styles of moodboards to guide your choice of product. **We design for you to make life easier for the seller and the customer.**

Purity is in the mix and at TAU Cerámica we bet on it.

Mix of different types of product, of different formats, reliefs and finishes.

Forming a coordinated and harmonious space where the client feels comfortable. Everything is combinable with the right taste and that is the contribution of brand value.

Moodboards



Es la herramienta que utilizan diseñadores, arquitectos y decoradores para resumir en un panel todas las ideas e inspiraciones.

Esta herramienta nos ayuda a agilizar el proceso de comprensión por parte del cliente, y a reducir el tiempo en la toma de decisiones.


It is the tool that designers, architects and decorators use to summarize all ideas and inspirations in one panel.

This tool helps us streamline the understanding process by the client, and reduce the time in making decisions.


Paleta cromática cálida

Warm color palette

Mediterranean




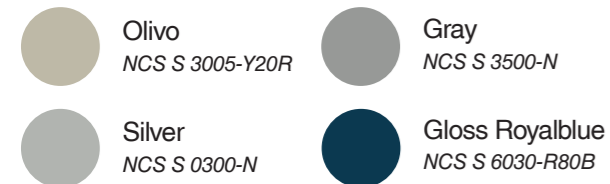
Desert



Neutral



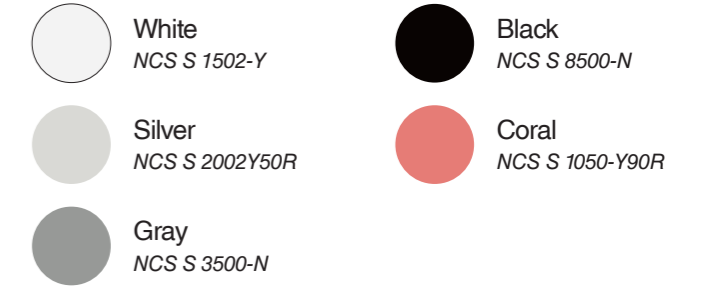
Metallic



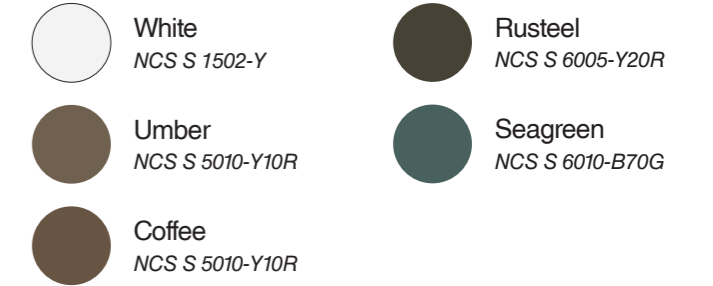
Paleta Cromática Fría

Cold color palette

Fusion




Colonial



Temperate



Basics



ÍNDICE INDEX INDICE

MEDITERRANEAN

CAT.	TIPOLOGÍA	SERIE	COLOR
P	MARBLE	AURUM	WHITE
P	MARBLE	AVORIO	CREAM
W	BASIC	BIANCHI	AQUAMARINE
P	WOOD	BOHARS	CAMEL
P	METAL	BROOKLYN	MUSGO
P	WOOD	CARABELA	CAMEL
W	CEMENT	CASSIS	SAND
W	CEMENT	CASSIS	GOLD
W	CEMENT	CASSIS	LINEN
P	CEMENT	CEPPO DI GRE	TALCO
W	BASIC	CHROMATIC	SALVIA
W	BASIC	CHROMATIC	CAMEL
W	BASIC	CHROMATIC	TAN
W	BASIC	CHROMATIC	TALCO
W	TEXTIL	CHANNEL	MIX
W	TEXTIL	CHANNEL	LINEN
W	BASIC	CLASSIC	CREAM
P	METAL	CORTEN WALL	UMBER
P	MARBLE	CROSTONE	TAN
P	CEMENT	DEVON	TAN
P	WOOD	DOVER	CAMEL
P	WOOD	ETERNAL	HAYA

CAT.	TIPOLOGÍA	SERIE	COLOR
P	CEMENT	EVIAN	LINEN
W	CEMENT	EVIAN WALL	LINEN
P	WOOD	FOREVER	ROBLE
W	BASIC	GRISHA	SAND
P	STONE	INTEGRA	GREIGE
W	STONE	INTEGRA WALL	GREIGE
P	CEMENT	LEMA	GREIGE
P	CEMENT	LUNEVILLE	LINEN
W	METAL	MADISON	BROWN
W	BASIC	MAIOLICA	AQUAMARINE
P	WOOD	MARSALA	TAN
P	METAL	METAL	STEEL
P	WOOD	ORIGIN	UMBER
P	WOOD	RAGUSA	UMBER
P	WOOD	RENNES	TAN
P	CLAY	TERRACOTTA	WHITE
W	TEXTIL	TISSE WALL	LINEN
W	TEXTIL	TISSE WALL	MIX
W	STONE	TOSCANA WALL	IVORY
W	MARBLE	TRAVETINO	WHITE
W	MARBLE	TRAVERTINO	SAND
W	CEMENT	YAIZA	BEIGE
W	CEMENT	YAIZA	MARFIL

NEUTRAL

CAT.	TIPOLOGÍA	SERIE	COLOR
P	STONE	ABSTRACT	TALCO
P	MARBLE	ALTAMURA	PEARL
W	MARBLE	ALTAMURA WALL	PEARL
W	MARBLE	BERLUZZI	PEARL
W	CEMENT	BIANCHI	WHITE
P	STONE	BORRIOLSTONE	WHITE
W	CEMENT	CASSIS	PEARL
P	CEMENT	CASTROVILLARI	WHITE
P	CEMENT	CASTROVILLARI	PEARL
W	TEXTIL	CHANNEL	WHITE
W	BASIC	CHROMATIC	TALCO
W	BASIC	FICUS CHROMATIC	TALCO
W	STONE	CORNWALL	WHITE
P	METAL	CORTEN WALL	LINEN
W	METAL	CORTEN WALL	IVORY
P	CEMENT	COSMOPOLITA	WHITE
W	CEMENT	COSMOPOLITA WALL	WHITE
P	CEMENT	DEVON	WHITE
W	CEMENT	DEVON WALL	WHITE
P	MARBLE	ELITE	WHITE
P	CEMENT	EVIAN	WHITE
W	CEMENT	EVIAN WALL	WHITE
P	STONE	FIDENZA	LINEN
P	STONE	FIDENZA	PEARL
P	WOOD	FOREVER	ARCE
W	BASIC	GRISHA	WHITE
P	STONE	INTEGRA	WHITE
P	STONE	INTEGRA	PEARL
W	STONE	INTEGRA WALL	WHITE
W	STONE	INTEGRA WALL	PEARL

CAT.	TIPOLOGÍA	SERIE	COLOR
P	CEMENT	LEMA	WHITE
P	CEMENT	LEMA	PEARL
W	CEMENT	LEMA WALL	WHITE
W	CEMENT	LEMA WALL	PEARL
W	CEMENT	LEMA WALL	MIX
P	STONE	LITIUM	PEARL
W	STONE	LITIUM WALL	PEARL
P	STONE	MAINSTONE	SILVER
W	CEMENT	MARNE	WHITE
W	CEMENT	MARNE	PEARL
P	WOOD	NATURE	WHITE
P	CEMENT	ORISTAN	ARENA
P	CEMENT	ORISTAN	PEARL
P	CEMENT	ORISTAN	PERLA
P	STONE	PALOMASTONE	WHITE
W	STONE	PALOMASTONE WALL	WHITE
P	WOOD	RENNES	WHITE
P	STONE	ROADSTONE	LINEN
P	STONE	ROADSTONE	PEARL
W	STONE	ROADSTONE WALL	MIX
W	STONE	ROADSTONE WALL	WHITE
W	STONE	ROADSTONE WALL	PEARL
W	STONE	ROADSTONE WALL	LINEN
P	MARBLE	TAJ MAHAL	WHITE
P	CLAY	TERRACINA	WHITE
W	TEXTIL	TISSE WALL	WHITE
W	STONE	TOSCANA WALL	WHITE
W	MARBLE	TRAVERTINO	WHITE

ÍNDICE INDEX INDICE

DESERT

CAT.	TIPOLOGÍA	SERIE	COLOR	CAT.	TIPOLOGÍA	SERIE	COLOR
P	STONE	ABSTRACT	CAMEL	P	STONE	FIDENZA	TAN
P	MARBLE	AXOR	GOLD	P	STONE	FIDENZA	SERENE
W	MARBLE	BERLUZZI	SAND	P	WOOD	FOREVER	HAYA
P	MARBLE	BERLUZZI	SAND	W	BASIC	GRISHA	LINEN
P	WOOD	BERNA	MIX	P	STONE	INTEGRA	GREIGE
P	WOOD	BERNA	SAND	P	MARBLE	LEGEND	SAND
P	WOOD	BERNA	CAMEL	W	BASIC	MAIOLICA	RED
P	WOOD	BOHARS	SAND	W	BASIC	MAIOLICA	LINEN
P	STONE	BORRIOLSTONE	SAND	W	BASIC	MAIOLICA	TAN
P	WOOD	BREST	SAND	W	BASIC	MAIOLICA	N.COPPER
P	WOOD	BREST	TAN	W	CEMENT	MARNE	SAND
P	WOOD	BREST	UMBER	W	CEMENT	MARNE	LINEN
P	WOOD	CARABELA	SAND	P	WOOD	MARSALA	UMBER
P	CEMENT	CASTROVILLARI	TAN	P	WOOD	NATURE	SAND
P	TEXTIL	CHANNEL	GOLD	P	WOOD	NATURE	CAMEL
W	BASIC	CHROMATIC	HONEY	P	MARBLE	NOYA	ALMOND
W	BASIC	CHROMATIC	SIENA	P	MARBLE	ONICE	GOLD
P	MARBLE	CONDAL	GOLD	P	WOOD	ORIGIN	SAND
P	STONE	CORNWALL	GOLD	P	WOOD	ORIGIN	TAN
P	METAL	CORTEN WALL	SAND	P	WOOD	RAGUSA	SAND
P	METAL	CORTEN WALL	TAN	P	WOOD	RAGUSA	CAMEL
W	METAL	CORTEN WALL	LINEN	P	WOOD	RENNES	UMBER
P	CEMENT	COSMOPOLITA	SAND	P	STONE	ROADSTONE	TAN
W	CEMENT	COSMOPOLITA WALL	SAND	W	STONE	ROADSTONE WALL	GOLD
P	MARBLE	CREMA MARFIL	MARFIL	P	STONE	ROADSTONE WALL	GOLD
P	MARBLE	CROTONE	SAND	P	WOOD	SLONWOOD	NATURAL
P	MARBLE	CROTONE	TAN	P	STONE	SOAPSTONE	TAN
W	CEMENT	DEVON WALL	TAN	W	STONE	SOAPSTONE WALL	TAN
P	WOOD	DOVER	SAND	P	CLAY	TERRACINA	UMBER
P	MARBLE	ELITE	GREIGE	P	CLAY	TERRACINA	SIENNA
P	WOOD	ETERNAL	ROBLE	P	CLAY	TERRACINA	BASIC
P	CEMENT	EVIAN	SAND	P	CLAY	TERRACINA	SERENE
W	CEMENT	EVIAN WALL	SAND	P	WOOD	YUKON	YUKON
P	STONE	FIDENZA	SAND				

METALLIC

CAT.	TIPOLOGÍA	SERIE	COLOR	CAT.	TIPOLOGÍA	SERIE	COLOR
P	MARBLE	ALTAMURA	PEARL	P	WOOD	FOREVER	TILO
P	MARBLE	ALTAMURA	SILVER	P	MARBLE	GEMSTONE	ROYALBLUE
P	STONE	BELCASTEL	SILVER	W	BASIC	GRISHA	SILVER
W	MARBLE	BERLUZZI	PEARL	P	STONE	INTEGRA	SILVER
P	WOOD	BOHARS	OLIVO	P	CEMENT	LEMA	SILVER
P	STONE	BORRIOLSTONE	SILVER	W	CEMENT	LEMA	SILVER
P	METAL	BROOKLYN	SILVER	W	CEMENT	LEMA WALL	SILVER
P	WOOD	CARABELA	SILVER	W	STONE	LEMA WALL	SILVER
P	WOOD	CARABELA	GRAY	P	STONE	LITIUM	SILVER
P	MARBLE	CASANIA	GRAY	P	METAL	MADISON	BLUE
W	CEMENT	CASSIS	SILVER	P	METAL	MADISON	SILVER
W	CEMENT	CASSIS	GRAY	P	STONE	MAINSTONE	SILVER
P	CEMENT	CASTROVILLARI	SILVER	W	BASIC	MAIOLICA	PEARL
P	CEMENT	CASTROVILLARI	GRAY	W	BASIC	MAIOLICA	SILVER
P	CEMENT	CEPPO DI GRE	SILVER	W	BASIC	MAIOLICA	ROYALBLUE
W	BASIC	CHROMATIC	SILVER	W	BASIC	MAIOLICA	ARGENT
W	BASIC	CHROMATIC	GRAY	W	CEMENT	MARNE	SILVER
W	METAL	CORTEN WALL	SILVER	P	WOOD	MARSALA	GRAY
P	CEMENT	COSMOPOLITA	SILVER	P	METAL	METAL	SILVER
P	CEMENT	COSMOPOLITA	GRAY	P	METAL	METAL	ROYALBLUE
W	CEMENT	COSMOPOLITA WALL	SILVER	P	WOOD	ORIGIN	SILVER
P	CEMENT	DEVON	SILVER	P	CEMENT	ORISTAN	GRIS
W	CEMENT	DEVON WALL	SILVER	P	STONE	PALOMASTONE	SILVER
P	WOOD	DOVER	WHITE	W	STONE	PALOMASTONE WALL	SILVER
P	WOOD	DOVER	SILVER	P	STONE	ROADSTONE	SILVER
P	MARBLE	ELITE	SILVER	P	STONE	ROADSTONE	MIX
W	MARBLE	ELITE	SILVER	W	STONE	ROADSTONE WALL	SILVER
P	CEMENT	EVIAN	PEARL	W	STONE	ROADSTONE WALL	LINEN
W	CEMENT	EVIAN WALL	PEARL	P	METAL	SASSARI	SILVER
P	MARBLE	EXPLOSION	BLUE	P	STONE	SOAPSTONE	SILVER
P	STONE	FIDENZA	SILVER				
P	WOOD	FOREVER	OLIVO				

ÍNDICE INDEX INDICE

FUSION

CAT.	TIPOLOGÍA	SERIE	COLOR	CAT.	TIPOLOGÍA	SERIE	COLOR
P	MARBLE	ALTAMURA	GRAY	W	BASIC	ISEO	WHITE
W	BASIC	AEMPI	WHITE	P	METAL	MADISON	GREEN
W	BASIC	BIANCHI	WHITE	W	BASIC	MAIOLICA	CORAL
W	BASIC	BRINDISI	WHITE	W	BASIC	MAIOLICA	SEAGREEN
P	METAL	BROOKLYN	GREEN	W	BASIC	MANTOVA	WHITE
P	CEMENT	CASTROVILLARI	BLACK	P	METAL	METAL	TITANIUM
W	BASIC	CHROMATIC	GREEN	P	METAL	METAL	SEAGREEN
P	METAL	CORTEN	CORTEN B	P	WOODS	ORIGIN	GRAY
W	BASIC	CREAZZO	WHITE	P	MARBLE	PORTLOREN	BLACK
W	BASIC	DONINI	WHITE	W	BASIC	RECREA	WHITE
P	MARBLE	DOZZA	WHITE	W	BASIC	SUMA	WHITE
P	MARBLE	DOZZA	GOLD	W	BASIC	TRAPANI	WHITE
W	BASIC	EMARESE	WHITE	P	MARBLE	TORANO	STATUARIO
				P	MARBLE	VANITY	BROWN

TEMPERATE

CAT.	TIPOLOGÍA	SERIE	COLOR	CAT.	TIPOLOGÍA	SERIE	COLOR
P	STONE	ABSTRACT	BLUE	P	STONE	INTEGRA	GRAY
P	STONE	ABSTRACT	GRAPHITE	P	CEMENT	LEMA	GRAPHITE
P	STONE	ABSTRACT	GRAY	P	CEMENT	LEMA	GRAY
P	STONE	ABSTRACT	SALVIA	P	STONE	MAINSTONE	GRAY
P	MARBLE	ALTAMURA	GRAY	P	STONE	MAINSTONE	GRAPHITE
P	STONE	BELCASTEL	GRAPHITE	W	BASIC	MAIOLICA	ROYALBLUE
P	METAL	BROOKLYN	ROYALBLUE	P	WOODS	MARSALA	GRAY
P	CEMENT	CASTROVILLARI	GRAY	P	WOODS	ORIGIN	GRAY
W	TEXTIL	CHANNEL	GRAY	P	STONE	ROADSTONE	GRAY
W	BASIC	CHROMATIC	BLUE	P	STONE	ROADSTONE	LINEN
W	BASIC	CHROMATIC	GRAPHITE	P	STONE	ROADSTONE	GRAY
P	CEMENT	COSMOPOLITA	GRAY	P	STONE	SOAPSTONE	GRAPHITE
P	CEMENT	DEVON	GRAY	P	STONE	SOAPSTONE	GRAY
P	MARBLE	ELITE	GRAY	P	CLAY	TERRACINA	GRAY
P	BASIC	ESSENCE	GRAY	W	TEXTIL	TRAPANI	GRAPHITE
P	STONE	FIDENZA	GRAY	P	MARBLE	VARESE	WHITE
P	STONE	FIDENZA	GRAPHITE				

6666666

ÍNDICE INDEX INDICE

COLONIAL

CAT.	TIPOLOGÍA	SERIE	COLOR
W	MARBLE	ALESSO	BLACK
P	MARBLE	ATLAS	GRAY
P	METAL	BEAM RUSTEEL	RUSTEEL
P	STONE	BELCASTEL	GRAPHITE
P	WOOD	BERNA	UMBER
P	MARBLE	BOSCO	BLACK
P	WOOD	BREST	UMBER
P	METAL	BROOKLYN	RUSTEEL
P	METAL	DC BROOKLYN	RUSTEEL
P	CEMENT	CASTROVILLARI	DAMGRAY
P	METAL	CORTEN	A
P	CEMENT	COSMOPOLITA	GRAY
W	CEMENT	COSMOPOLITA WALL	GRAY
P	MARBLE	CROTONE	UMBER
P	CEMENT	DEVON	GRAY
P	WOOD	DOVER	COFFEE
P	MARBLE	ELITE	GRAPHITE
P	MARBLE	EMPORIO	CALACATTA
P	WOOD	ETERNAL	TEKA
P	STONE	ETNASTONE	BLACK
P	STONE	ETNASTONE	GRAPHITE
P	CEMENT	EVIAN	GRAY
W	CEMENT	EVIAN WALL	GRAY
P	STONE	FIDENZA	GRAPHITE

CAT.	TIPOLOGÍA	SERIE	COLOR
P	STONE	FIDENZA	GRAY
W	BASIC	GRISHA	GRAY
P	STONE	INTEGRA	GRAPHITE
P	MARBLE	INVICTUS	CALACATTA
P	STONE	MAINSTONE	GRAPHITE
W	BASIC	MAIOLICA	SEAGREEN
P	METAL	METAL	SEAGREEN
P	METAL	METAL	TITANIUM
P	WOOD	NATURE	UMBER
P	CEMENT	ORISTAN	GRAFITO
W	MARBLE	PALAZZO	CALACATTA
P	STONE	PALOMASTONE	GRAPHITE
W	STONE	PALOMASTONE WALL	GRAPHITE
P	BASIC	RIVET	WHITE
P	STONE	ROADSTONE	GRAY
P	MARBLE	SAHARA	WHITE
P	MARBLE	SORRENTO	WHITE
P	STONE	SOAPSTONE	GRAPHITE
P	MARBLE	TAJ MAHAL	NACAR
P	MARBLE	TAJ MAHAL	SEAGREEN
P	CLAY	TERRACINA	BLACK
P	CLAY	TERRACINA	GRAY
P	CLAY	TERRACOTTA	COTTO

BASICS

CAT.	TIPOLOGÍA	SERIE	COLOR
P	BASIC	ALPI	WHITE
P	MARBLE	ARABESCATTO	WHITE
P	MARBLE	ARABESCATTO	WHITE
P	MARBLE	BARANELLO	WHITE
W	MARBLE	BARANELLO WALL	WHITE
W	MARBLE	BARANELLO WALL	SHINY
W	MARBLE	BARANELLO WALL	MATT
W	BASIC	BIANCHI	SHINY
W	BASIC	BIANCHI	MATT
W	BASIC	BIANCHI	WHITE
W	BASIC	BIANCHI	ARGENT
P	BASIC	BROOKLYN	BLACK
P	BASIC	DC BROOKLYN	BLACK
P	CEMENT	CASTROVILLARI	BLACK
W	BASIC	FICUS CHROMATIC	WHITE
W	BASIC	FABRIC CHROMATIC	WHITE
W	BASIC	CLASSIC	WHITE
W	BASIC	CLASSIC	BLACK
P	METAL	CORTEN	BLANCO
P	METAL	CORTEN	B
P	METAL	CORTEN	A
W	METAL	CORTEN WALL	WHITE
W	METAL	CORTEN WALL	GRIS
P	MARBLE	DOZZA	WHITE
P	MARBLE	ELITE	BLACK
W	BASIC	ESSENCE	WHITE

CAT.	TIPOLOGÍA	SERIE	COLOR
P	BASIC	GRUM	BLACK
P	BASIC	HERITAGE	MONO
P	MARBLE	INVICTUS	WHITE
P	MARBLE	INVISIBLE	GOLD
P	STONE	IRONSTONE	BLACK
P	STONE	KEMBERG	LEAD
P	METAL	MADISON	BLACK
P	STONE	MAINSTONE	BLACK
W	BASIC	MAIOLICA	WHITE
P	MARBLE	MARQUINA	BLACK
P	MARBLE	MATERIA	KALOS
P	MARBLE	MATERIA	BLACK
P	MARBLE	MONTELEONE	BLANCO
P	MARBLE	PANTHER	BLACK
P	MARBLE	PORTLOREN	PORTLOREN
P	MARBLE	PORTLOREN	BLACK
P	MARBLE	SAFFIRE	WHITE
P	METAL	SASSARI	BLACK
P	BASIC	SHINE	BLANCO
P	BASIC	SHINE	BLACK
P	STONE	SOAPSTONE	WHITE
W	STONE	SOAPSTONE WALL	WHITE
W	BASIC	SUN	BLANCO
W	BASIC	SUN	SILVER
W	BASIC	SUN	GOLD
P	MARBLE	VARENNA	CARRARA
P	MARBLE	VARENNA	VARENNA
W	MARBLE	VARENNA WALL	CARRARA



- White
NCS S 0505-R60B
- Pearl
NCS S 1500 N
- Linen
NCS S 1005-Y40R
- Copper
NCS S 3005-Y50R
- Sienna
NCS S 3010-Y40R
- Aquamarine
NCS S 3020B50G

Puro Mediterráneo
Mediterranean essence

El estilo mediterráneo es sinónimo de luz, de sol, de madera que huele a campo, colores frescos y alegres y, maravillosos atardeceres.

The Mediterranean style is synonymous with light, sun, wood that smells of the countryside, fresh and cheerful colors and wonderful sunsets.




Mediterranean

El uso del mimbre y ratán, el hierro forjado, madera sin tratar, textiles de lino y algodón son los elementos predominantes en este look.

The use of wicker and rattan, wrought iron, untreated wood, linen and cotton textiles are the predominant elements in this look.

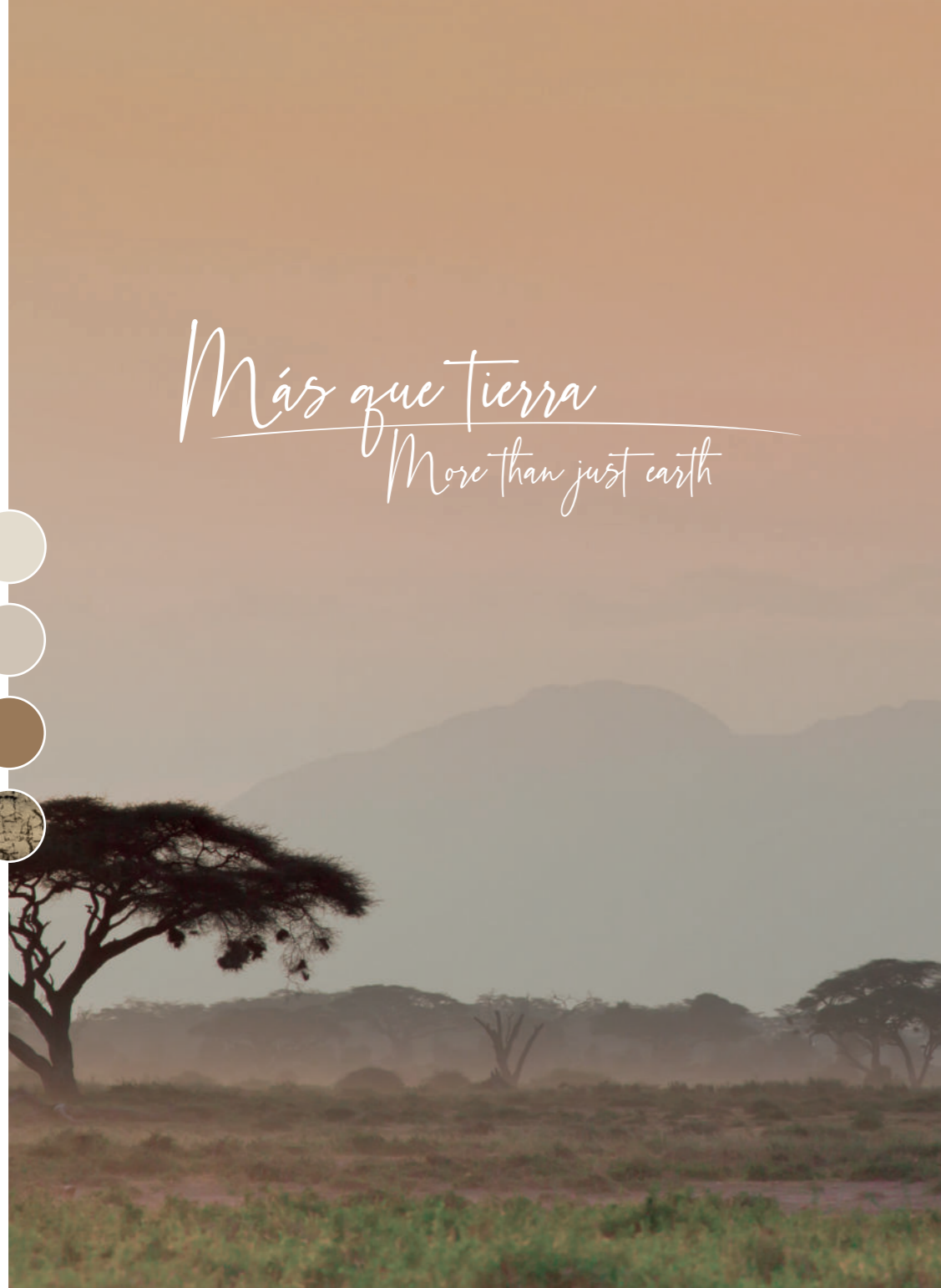
Sus característicos paisajes naturales con calas de aguas cristalinas nos transportan al mejor verano de nuestras vidas. El Mediterráneo es capaz de mezclar estos materiales de una manera vibrante, armónica y vitalista.

Its characteristic natural landscapes with crystal clear coves transport us to the best summer of our lives. The Mediterranean is capable of mixing these materials in a vibrant, harmonious and vital way.



Más que tierra
More than just earth

- Linen
NCS S 1005-Y40R
- Sand
NCS S 1005-Y20R
- Umber
NCS S 4010-Y10R
- Gold
NCS S 2070-Y10R



Desert

La sabana, caravanas y oasis son lo primero que asociamos a los desiertos, los expertos en diseño no dejan de inspirarse en estos ambientes.


Acabados en madera y piedras pulidas y una decoración basada en los tonos marrones del desierto, colores tierra, grises y arena, creando ese vínculo entre el exterior y el interior.

The savannah, caravans and oases are the first thing we associate with deserts, design experts do not stop being inspired by these environments.

Finishes in wood and polished stones and a decoration based on the brown tones of the desert, earth colors, grays and sand, creating that link between the exterior and the interior.

La gama de colores básica es la terrosa, que abarca los rojos ladrillo, naranjas, ocre, marrones. Para contrastar se usan los tonos verdes intensos, azules e incluso amarillos. Como acentos desérticos, la idea es que rompa la monotonía de las paredes monocolors con tapizados, muebles y decoración autóctonos de esta zona.

The basic color range is earthy, which includes brick reds, oranges, ochre, browns. Intense green, blue and even yellow tones are used to contrast. As accents, the idea is to break the monotony of the solid colored walls with upholstery, furniture and decoration indigenous to this area.



Una Mirada que ilumina
The power to illuminate

- White
NCS S 0505-R60B
- Pearl
NCS S 1500 N
- Linen
NCS S 1005-Y40R
- Aquamarine
NCS S 3020-B50G



Se buscan maderas cálidas no sólo en suelos, paredes y muebles, sino también en todo tipo de complementos. Las variedades más habituales vuelven a ser las claras, como el haya o el abedul.

Warm woods are sought not only in floors, walls and furniture, but also in all kinds of accessories. The most common varieties are again the clear ones, such as beech or birch.




Neutral

El moodboard Neutral busca multiplicar la claridad de los espacios, atrayendo la luz y creando espacio más acogedores y envolventes.

The Neutral moodboard seeks to multiply the clarity of spaces, attracting light and creating more welcoming and enveloping spaces.

El blanco roto es el color predominante, y es habitual que conviva con beiges y grises empolvados. Los toques de color se añaden mediante complementos, textiles, lámparas, cuadros, decoración...

Off-white is the predominant color, and it is common for it to coexist with dusty beiges and grays. Touches of color are added through accessories, textiles, lamps, paintings, decoration...



- Silver
NCS S 0300-N
- Gray
NCS S 3500-N
- Olivo
NCS S 3005-Y20R
- Gloss Royalblue
NCS S 6030-R80B



Futuro Pluscuamperfecto
Perfect Future



Metallic

El moodboard Metallic está inspirado en la arquitectura contemporánea del siglo XX y sus icónicas obras que han influenciado a toda una generación.

Este estilo es contemporáneo y está creado para asombrar. Con este moodboard es posible diseñar espacios tranquilos, ligeros y equilibrados gracias a los tonos neutros que nos ofrecen los grises pearl, silver y gray. En esta ocasión hemos incluido los azules índigo y cobalto.

The Metallic moodboard is inspired by contemporary 20th century architecture and its iconic works that have influenced an entire generation.

This style is contemporary and created to amaze. With this moodboard it is possible to design calm, light and balanced spaces thanks to the neutral tones offered by the pearl, silver and gray tones. We have also included indigo and cobalt blues.



- White
NCS S 1502-Y
- Silver
NCS S 2002Y50R
- Gray
NCS S 3500-N
- Black
NCS S 8500-N
- Coral
NCS S 1050-Y90R



Espacios con Arte
Settings with an arty appeal


Fusion

Se ve influenciado en el Art Decó de los años 20, un estilo vanguardista que ensalza las formas conservadoras con el arte decorativo. El concepto de esta corriente debe su nombre a la primera exposición internacional realizada en París en 1925: L'Exposition Internationale des Arts Décoratifs et Industriels Modernes.

It is influenced by the Art Deco of the 1920s, an avant-garde style that praises conservative forms with decorative art. The concept of this current owes its name to the first international exhibition held in Paris in 1925: L'Exposition Internationale des Arts Décoratifs et Industriels Modernes.

El 2023 nos pide ambientes donde la cerámica con sus paletas cromáticas nos ayuda a diseñar estancias dinámicas y lujosas. El moodboard Fusion te permite mezclar y combinar colores, texturas, diseños... Por la elegancia que aporta, por su carácter ornamental, este estilo está cada vez más presente en los diseños decorativos actuales, en los diseños para los más exigentes.

2023 asks us for spaces where ceramics with its color palettes help us design dynamic and luxurious rooms. The moodboard Fusion allows you to mix and match colors, textures, designs ... Due to the elegance it brings, due to its ornamental character, this style is increasingly present in current decorative designs, in designs for the most demanding.



- White
NCS S 1502-Y
- Umber
NCS S 5010-Y10R
- Coffee
NCS S 5010-Y10R
- Rusteel
NCS S 6005-Y20R
- Seagreen
NCS S 6010-B70G




Colonial

Si analizamos el origen del estilo nos debemos remontar al estilo decorativo que se utilizaba en las antiguas colonias en el Sudeste Asiático de países europeos como España, Francia, Inglaterra y Países Bajos entre otros.

La paleta de colores del estilo colonial se centra, asimismo, en tonos naturales. Predominan los verdes y los marrones oscuros, además de los tonos tierra claros y los arena. Madera oscura y maciza, plantas tropicales, motivos étnicos y algún que otro artículo de lujo de época, como cofres o vajillas de porcelana, se entremezclan para crear un ambiente de lujo exótico del pasado.

If we analyze the origin of the style, we must go back to the decorative style that was used in former colonies in Southeast Asia of European countries like Spain, France, England and the Netherlands, among others.

The colonial-style color palette also focuses on natural tones. Greens and dark browns predominate, in addition to light earth tones and sand. Solid dark wood, tropical plants, ethnic motifs and the occasional luxury item, such as chests or porcelain tableware, intertwined to create an atmosphere of exotic luxury from the past.



Colores para caracterizar
Colours for creating character

- Gray
NCS S 3500-N
- Graphite
NCS S 6502-Y
- Lapisblue
NCS S 7010-R70B
- Royalblue
NCS S 6030-R80B



Estaríamos dentro de un estilo contemporáneo, logrando espacios de gran carácter, elegancia y sofisticación.

We would be within a contemporary style, achieving spaces of great character, elegance and sophistication.




Temperate

Look muy destacado por el uso de detalles industriales, muebles de madera y metal y piezas con personalidad que le aporten autenticidad a los espacios.

Look very prominent due to the use of industrial details, wood and metal furniture and pieces with personality that add authenticity to the spaces.

Sin divisiones, con grandes ventanales, techos altos, pavimentos cementosos, vigas de hierro, así se caracteriza el estilo temperate. Aunque su naturaleza es eminentemente urbana, este estilo también se hace un hueco en las casas de campo o rústicas contemporáneas.

Without divisions, with large windows, high ceilings, concrete floors, iron beams, this is how the temperate style is characterized. Although its nature is eminently urban, this style also finds a place in contemporary country houses or rustic houses.



- White
NCS S 1502-Y
- Graphite
NCS S 6502-Y
- Black
NCS S 8500-N



El clásico estilo Black & White
Classic Black & White




Basics

Hemos reinterpretado el estilo Black&White muy empleado en moda para aterrizarlo en hogares y espacios. En nuestro caso hemos añadido el gris ya que consideramos que entre dos posturas contrapuestas siempre hay un punto de encuentro que en este caso es el gris.


We have reinterpreted the Black & White style widely used in fashion to land it in homes and spaces. In our case we have added gray since we consider that between two opposing positions there is always a meeting point, which in this case is gray.

La unión de estos tres colores es una apuesta segura en cualquier estancia. La característica principal del color negro en interiorismo es su sofisticación, sobriedad y elegancia. El blanco combina a la perfección con el resto de colores, es uno de los más utilizados en cualquier hogar. Es perfecto para dar mayor claridad y profundidad. El gris nos aportará equilibrio y elegancia para crear espacios atemporales y vanguardistas.

The union of these three colors is a safe bet in any room. The main characteristic of the black color in interior design is its sophistication, sobriety and elegance. White combines perfectly with the rest of the colors, it is one of the most used in any home. It is perfect for giving clarity and depth. Gray will give us balance and elegance to create timeless and avant-garde spaces.



Feel & Mix





Porcelánico / Porcelain / Gres cérame

Concept

PORCELAIN

ÍNDICE INDEX INDICE

Alfabético
Alphabetic

A

ABSTRACT 106
ALPI 308
ALTAMURA 216
ALTEA 108
ARABESCATTO 220
ATLAS GRAY 314
AURUM CALACATTA 224
AVORIO 226
AXOR GOLD 230

B

BARANELLO 232
BEAM RUSTEEL 316
BELCASTEL 124
BELCASTEL 362 
BERNA 352 
BOHARS 172
BORRIOLSTONE 128
BOSCO BLACK 318
BOTANICO 310
BREST 176
BROOKLYN 52

C

CALACATTA GREEN 320
CARABELA 354 
CASANIA GRAY 322
CASTROVILLARI 364 
CASTROVILLARI 70
CEPPO DI GRE 74
CLASSICS 112
CONDAL GOLD 236
CORTEN 56
COSMO 116
COSMOPOLITA 78
COSMOPOLITA 366 
CROTONE 238

D

DECOR + 324
DEVON 82
DEVON 368 
DOVER 180
DOZZA 242

E

ELITE 246
EMPORIO 250
EMPORIO CALACATTA 326
ETERNAL 184
ETNASTONE 132
EVIAN 346 
EXPLOSION 254

F

FIDENZA 136
FIDENZA 370 
FOREVER 188
FOREVER 372 

G

GRUM 308

H

HERITAGE 348 

I

INTEGRA 140
INTEGRA 374 
INVICTUS 258
INVISIBLE GOLD 328
IROSTONE BLACK 330

L

LEGEND 260
LEMA 86
LITIUM 144


M

MADISON 60
MAGIC 118
MAGNA BLUE 332
MAINSTONE 146
MARQUINA 264
MARQUINA BLACK 334
MARSALA 192
MARSALA 376 
METAL 64
MIDTOWN 150

N

NATURE 358 
NORTON 154
NOYA 268


O

ONICE GOLD 270
ONICE GOLD 336
ONTARIO 196
ORIGIN 198
ORIGIN 378 
ORISTAN 90

P

PALISANDRO GRAY 338
PALOMASTONE 156
PANTHER 274
PIERRE 380 
PORTLOREN 278
PORTLOREN BLACK 340

R

RAGUSA 202
RENNES 206
RIVET 350 
ROADSTONE 162

S

SAHARA 282
SIXTONE 120
SLONWOOD 210
SOAPSTONE 166
SORRENTO 284

T

TAJ MAHAL 286
TERRACINA 96
TERRACINA 382 
TERRACOTTA 100
TORANO 290

V

VANITY BROWN 296
VARENNA 298
VARENNA 342
VARESE 302

Y

YUKON 212



Formatos
Formats

120x280

ALPI 308
ATLAS GRAY 314
BEAM RUSTTEL 316
BOSCO BLACK 318
CALACATTA GREEN 320
CASANIA GRAY 322
DECOR+ 324
EMPORIO 250
EMPORIO CALACATTA 326
GRUM 308
INVISIBLE GOLD 328
IROSTONE BLACK 330
MAGNA BLUE 332
MARQUINA 264
MARQUINA BLACK 334
ONICE GOLD 270
ONICE GOLD 336
PALISANDRO GRAY 338
PORTLOREN 278
PORTLOREN BLACK 340
VARENNA 298
VARENNA 342

120x260

ALPI 308
ATLAS GRAY 314
BEAM RUSTTEL 316
BOSCO BLACK 318
CALACATTA GREEN 320
CASANIA GRAY 322
DECOR+ 324
EMPORIO 250
EMPORIO CALACATTA 326
GRUM 308
INVISIBLE GOLD 328
IROSTONE BLACK 330
MAGNA BLUE 332
MARQUINA 264
MARQUINA BLACK 334
ONICE GOLD 270
ONICE GOLD 336
PALISANDRO GRAY 338
PORTLOREN 278
PORTLOREN BLACK 340
VARENNA 298
VARENNA 342

90x180

ARABESCATTO 220
BELCASTEL 124
COSMOPOLITA 78
ELITE 246
LEMA 86
SOAPSTONE 166
TORANO 290
VARESE 302

30x180

ORIGIN 198

22,5x180

DOVER 180
ORIGIN 198

75x150

ALTAMURA 216
BARANELLO 232
COSMOPOLITA 78
EMPORIO 250
MAINSTONE 146
ONICE GOLD 270
PALOMASTONE 156
ROADSTONE 162

25x150

BOHARS 172
BREST 176
DOVER 180
ETERNAL 184
RENNES 206

30x120,5

FOREVER 188
FOREVER 372 COI20
MARSALA 192
MARSALA 376 COI20
ORIGIN 198
ORIGIN 378 COI20

120x120

ALTAMURA 216
ARABESCATTO 220
AURUM CALACATTA 224
AVORIO 226
AXOR GOLD 230
BORRIOLSTONE 128
BROOKLYN 52
CEPPO DI GRE 74
COSMOPOLITA 78
CROTONE 238
DEVON 82
DOZZA 242
ELITE 246
EMPORIO 250
ETNASTONE 132
EXPLOSION 254
INTEGRA 140
LEGEND 260
LEMA 86
MADISON 60
MAINSTONE 146
NOYA 268
PALOMASTONE 156
PANTHER 274
PORTLOREN 278
SAHARA 282
SOAPSTONE 166
SORRENTO 284
TAJ MAHAL 286
VARENNA 298
VARESE 302

60x120

ALTAMURA 216
ARABESCATTO 220
AURUM CALACATTA 224
AVORIO 226
AXOR GOLD 230
BARANELLO 232
BELCASTEL 124
BORRIOLSTONE 128
BOTANICO 310
BROOKLYN 52
CASTROVILLARI 70
CEPPO DI GRE 74
CONDAL GOLD 236
CORTEN 56
COSMOPOLITA 78
CROTONE 238
DEVON 82
DEVON 368 COI20
DOZZA 242
ELITE 246
EMPORIO 250
ETNASTONE 132
EXPLOSION 254
FIDENZA 136
INTEGRA 140
INTEGRA 374 COI20
INVICTUS 258
LEGEND 260
LEMA 86
LITIUM 144
MADISON 60
MAINSTONE 146
METAL 64
MIDTOWN 150
NORTON 154
NOYA 268
PALOMASTONE 156
PANTHER 274
PORTLOREN 278
ROADSTONE 162
SAHARA 282
SOAPSTONE 166
SORRENTO 284
TAJ MAHAL 286
TERRACINA 96
TERRACINA 382 COI20
VANITY BROWN 296
VARENNA 298
VARESE 302

23x120

BERNA 352 ATELLER
CARABELA 354 ATELLER
NATURE 358 ATELLER

23x120

BERNA 352
CARABELA 354
NATURE 358

20x120

DOVER 180
FOREVER 188
MARSALA 192
ONTARIO 196
ORIGIN 198
RAGUSA 202
SLONWOOD 210
YUKON 212

15x120

ELITE 246
ETNASTONE 132
MAINSTONE 146

15x120

ELITE 246
ETNASTONE 132
MAINSTONE 146

25x100

ETERNAL 184
FOREVER 188

90x90

AURUM CALACATTA 224
AXOR GOLD 230
BELCASTEL 124
BELCASTEL 362 COI20
CONDAL GOLD 236
COSMOPOLITA 78
COSMOPOLITA 366 COI20
DEVON 78
ELITE 246
INTEGRA 140
INTEGRA 374 COI20
INVICTUS 258
LEMA 86
PALOMASTONE 156
ROADSTONE 162
TORANO 290

45x90

CORTEN 56
COSMOPOLITA 78
TORANO 290

9x90

ELITE 246

75,5x75,5

CASTROVILLARI 364 COI20
FIDENZA 370 COI20
TERRACINA 382 COI20

75x75

ALTAMURA 216
BARANELLO 232
CASTROVILLARI 70
CROTONE 238
DOZZA 242
ELITE 246
FIDENZA 136
LEGEND 260
LITIUM 144
MAINSTONE 146
ONICE GOLD 270
SOAPSTONE 166
VARENNA 298

37,5x75

VARENNA 298

30,3x61,3

ORISTAN 90

61x61

CASTROVILLARI 364 COI20
DEVON 368 COI20
FIDENZA 370 COI20
ORIGIN 198
ORIGIN 378 COI20

60,5x60,5

BELCASTEL 362 COI20
COSMOPOLITA 366 COI20
DEVON 368 COI20
INTEGRA 374 COI20

60x60

CORTEN 56
ALTAMURA 216
ARABESCATO 220
BARANELLO 232
CASTROVILLARI 70
COSMOPOLITA 78
CROTONE 238
DEVON 82
DOZZA 242
ELITE 246
EMPORIO 250
FIDENZA 136
HERITAGE 348 ATELLER
INTEGRA 140
LEGEND 260
LEMA 86
LITIUM 144
MAINSTONE 146
METAL 64
ORISTAN 90

8x40

DOVER 180

30x60

ALTAMURA 216
ARABESCATTO 220
CORTEN 56
COSMOPOLITA 78
ELITE 246
EMPORIO 250
FIDENZA 136
INTEGRA 140
LITIUM 144
METAL 64
PALOMASTONE 156
ROADSTONE 162
SOAPSTONE 166
SORRENTO 284
TORANO 290
VARENNA 298

15x60

FOREVER 188

16,3x51,7

PALOMASTONE 156

45x45

COSMOPOLITA 78
EVIAN 346 ATELLER
ORISTAN 90

8x40

DOVER 180

33,3x33,3

TERRACOTTA 100

20x30

PIERRE 380 COI20

9x30

ELITE 246

20x24

ABSTRACT 106
COSMO 116
MAGIC 118

19,8x22,8

SIXTONE 120
EMPORIO 250
SAHARA 282

22,3x22,3

ALTEA 108
CLASSICS 112
EMPORIO 250
SAHARA 282

20x20

PIERRE 380 COI20



ACABADOS
FINISHES
FINITIONS

NOMBRE
NAME
NOMS

CARACTERÍSTICAS GENERALES
GENERAL FEATURES
PICTOGRAMES
SPÉCIFICATIONS GÉNÉRALES

FORMATOS
FORMATS
FORMATS

Nº DE LIENZOS DIFERENTES
NUMBER OF DIFFERENT DESIGNS
NUMÉRO DE TOILE DIFFÉRENTE

CÓDIGO DE PRECIO
M: PRECIO POR M2
P: PRECIO POR PIEZA. EN DECORADOS PRECIO POR SET.
*PRICE CODE
M: PRICE PER M2
P: PRICE PER SET (REGARDLESS THE QUANTITY)
*CODE DE PRIX
M: PRIX PAR M2
P: PRIX PAR PIÈCE. POUR LES DÉCORS PRIX PAR JEU.

Nº REFERENCIA NCS

CARACTERÍSTICAS TÉCNICAS
TECHNICAL FEATURES
SPÉCIFICATIONS TECHNIQUES

COLORES DISPONIBLES
AVAILABLE COLOURS
COULEURS DISPONIBLES

CEPPO DI GRE Natural Matt Pulido Polished

Pcb V2 R

FORMATS

120x120 / 48"x48"
Natural M 32
Polished M 34

60x120 / 24"x48"
Natural M 29
Polished M 28

TECHNICAL SPECIFICATIONS

COMPLÉ 1-6,2% TP 130 387A8 RESISTE RESISTE RESISTE UP OK C1,636 C1,632 NAT C1,632 A-1,42 BOOF A-1,42

Posibilitat de fabricar amb CMC3 white al acabado natural. Consultar condicions.
Este tratamiento puede producir variación de color en las condiciones.
Possibilité de gel CMC3 white coating for Natural. Check conditions.
This process may generate slight variations in color coating.
Possibilité de traitement CMC3 white au fini naturel. Consulter les conditions.
Ce traitement peut provoquer un changement de couleur dans les conditions.



NÚMERO DE PÁGINA
PAGE NUMBER
NUMÉRO DE PAGE

AMBIENTE
SETTING
AMBIANCE

DESCRIPCIÓN
DESCRIPTION
DESCRIPTION

GUÍA DE USO
MODE D'EMPLOI

USER GUIDE

PICTOGRAMAS
SYMBOLS

- P** PORCELÁNICO ESMALTADO
GLAZED PORCELAIN
GRÉS CÉRAMÉ ÉMAILLÉ
- Pcb** PORCELÁNICO MASA COLOREADA
COLOURED BODY PORCELAIN TILES
GRÉS CÉRAMÉ COLORÉ DANS LA MASSE
- Pfb** PORCELÁNICO TODO MASA
FULL BODY PORCELAIN TILES
CARREAUX DE PORCELAINÉ PLENE MASSE
- P*** GRES PASTA BLANCA
WHITE BODY FLOOR TILE
GRÉS CERAM EN PÂTE BLANCHE
- W** REVESTIMIENTO PASTA BLANCA
WHITE BODY WALL TILE
FAIENÇE PÂTE BLANCHE
- G** GRES PASTA ROJA
RED BODY FLOOR TILE
GRÉS PÂTE ROUGE
- Rc** RECTIFICADO
RECTIFIED TILES
RECTIFIÉ
- NR** NO RECTIFICADO
NON RECTIFIED
NON RECTIFIÉ
- RLV** VOLUMEN PERCEPTIBLE
NOTICEABLE VOLUME
RELIEF
- TXT** TEXTURADO RELIEVE SUAVE
TEXTURE SMOOTH RELIEF
TEXTURÉ LÉGER RELIEF
- V1** TONO UNIFORME
UNIFORM TONE
NUANCE UNIFORME
- V2** LIGERA DESTONIFICACIÓN
SLIGHT SHADE VARIATION
LÉGER DÉNUANÇAGE
- V3** DESTONIFICACIÓN MODERADA
MODERATE SHADE VARIATION
DÉNUANÇAGE MODÉRÉ
- V4** DESTONIFICACIÓN INTENSA
HIGH SHADE VARIATION
FORT DÉNUANÇAGE

20 ESPESOR DE 20mm. 20mm. THICKNESS **6** ESPESOR DE 6mm. 6mm. THICKNESS **3** ESPESOR DE 3mm. 3mm. THICKNESS

- DIMENSIÓN Y APARIENCIA**
DIMENSION AND APPEARANCE
DIMENSION ET APPARENCE
- RESISTENCIA A LA ABRASIÓN PROFUNDA**
RESISTANCE TO DEEP ABRASION
RÉSISTANCE À L'ABRASION PROFONDE
- RESISTENCIA A LA HELADA**
FROST RESISTANCE
RÉSISTANCE AU GEL
- RESISTENCIA A LAS MANCHAS**
STAIN RESISTANCE
RÉSISTANCE AUX TÂCHES
- ABSORCIÓN DE AGUA**
WATER ABSORPTION
ABSORPTION D'EAU
- RESISTENCIA A LA FLEXIÓN**
TENSILE STRENGTH
RÉSISTANCE À LA FLEXION
- RESISTENCIA AL CUARTEO**
CRAZING RESISTANCE
RÉSISTANCE AUX CRAQUELURES
- RESISTENCIA AL DESLIZAMIENTO**
SLIP RESISTANCE
RÉSISTANCE AU GLISSEMENT
- RESISTENCIA A LA ABRASIÓN SUPERFICIAL**
RESISTANCE TO SUPERFICIAL ABRASION
RÉSISTANCE À L'ABRASION SUPERFICIELLE
- RESISTENCIA TÉRMICA**
THERMAL RESISTANCE
RÉSISTANCE THERMIQUE
- RESISTENCIA QUÍMICA**
CHEMICAL RESISTANCE
RÉSISTANCE CHIMIQUE
- FUERA DE ESCALA**
OUT OF SCALE
ÉCHELLE AUGMENTÉE

Tipos de uso
Intended use

- L1** Tránsito ligero intermitente en ausencia de abrasivos
Light intermittent traffic devoid of abrasive agents
- L2** Tránsito ligero sin acceso directo al exterior
Light Traffic with no direct outdoor acces
- L3** Tránsito ligero con acceso directo al exterior
Light Traffic with direct outdoor acces
- H4** Tránsito medio con acceso directo al exterior
Moderate traffic with direct outdoor acces
- H5** Tránsito intenso con acceso directo al exterior
Heavy Traffic with direct outdoor acces
- H6** Tránsito intenso continuo con presencia constante de suciedad
Continuous heavy Traffic with constant presence of dirt

ACABADOS

FINISHES

- **Natural**

Mate
Matt

- **Granilla Pulida**

High Polished
Haut Brillant

- **Rlv. Abujardado**

Grip
Bouchardé

- **Pulido**

Polished
Brillant

- **Semipulido**

Lappatto
Semi Poli

- **Natural Satinado**

Satin Matt Finish
Mate

- **Adz**

Antislip
Antiderapant

Porcelain

PORCELAIN / PORCELÁNICO / GRES CÉRAME

Metals

COLLECTION

Brooklyn	52
Corten	56
Madison	60
Metal	64

TAU

METALS / METALES / MÉTAUX

Metals

METALS / METALES / MÉTAUX



Silver
NCS S 5502-R



Green
NCS 5005-G80Y



Musgo
NCS 6502 - Y



Royalblue
NCS 6502 - G



Rusteel
NCS S 4005-Y50R



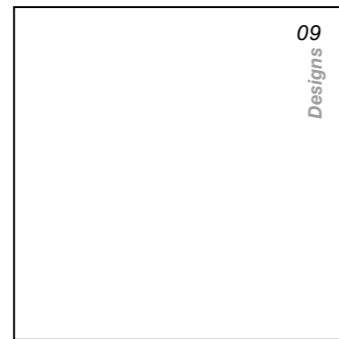
Black
NCS S 8000-N

BROOKLYN

Granilla Metálica High Metallic
Semipulido Lappato

Pcb V3 Rc

FORMATS



120x120 / 48''x48''
Granilla Metálica M 40



60x120 / 24''x48''
Granilla Metálica M 32

DECOR



DC Brooklyn Rusteel
120x120 / 48''x48''
Granilla Metálica M43




DC Brooklyn Black
120x120 / 48''x48''
Granilla Metálica M43

TECHNICAL SPECIFICATIONS

CUMPLE < 0,5% 110 / 130 35 / 45 RESISTE RESISTE RESISTE UA* C5 DCOF >0,42

*Evitar el contacto con disoluciones ácidas.
 *Avoid any contact with acid solutions.
 *Évitez tout contact avec des solutions acides.




Brooklyn Black 60x120 Majestic Brown 25x150



Floor tile Brooklyn Silver 120x120 Lema Pearl 120x120.

BROOKLYN SILVER 09 DESIGNS 120x120



Wall tile DC Brooklyn Rusteel Borriolstone Sand 60x120. Floor tile Borriolstone Sand 120x120.

Wall tile Brooklyn Musgo 120x120. Floor tile Forever Roble 20x120.





Blanco
NCS S 1000-N



Corten A
NCS S 8010-Y70R



Corten B
NCS S 8000-N

CORTEN

**Natural Matt
Semipulido Lappato**

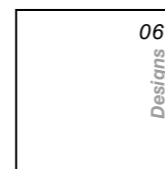
Pcb V4 Rc NR

*Semipulido solo disponible en blanco
Lappato only available in blanco
Semi-poli uniquement disponible dans blanc*

FORMATS




60x120 / 24"x48"
Disponibile en A, B y blanco
Available in A, B, and blanco
Natural M 30
Semipulido M 32



60x60 / 24"x24"
Natural M 23
Natural M 24
Semipulido M 25



30x60 / 12"x24"
Natural M 23
Semipulido M 24



45x90 / 18"x35"
Natural M 27
Semipulido M 29


MOSAICS



Corten Blanco Mosaico
30x30 (2,5x7) 12"x12"
M 49



Corten A Mosaico
30x30 (2,5x7) 12"x12"
M 49



Corten B Mosaico
30x30 (2,5x7) 12"x12"
M 49

TECHNICAL SPECIFICATIONS

CUMPLE < 0,5% 110 / 130 35 / 45 RESISTE RESISTE RESISTE UA* C5 DCOF > 0,42

*Evitar el contacto con disoluciones ácidas.
*Avoid any contact with acid solutions.
*Évitez tout contact avec des solutions acides.



TAU

Wall Tile Corten B 60x120, Floor Tile Roadstone Gray 90x90

CORTEN




Wall tile Corten A 30x60. Floor tile Corten A 60x60.



Wall tile Corten B 60x60.

CORTEN A 06 DESIGNS 60x120



Floor tile Corten Blanco 60x120.



Silver
NCS 4502-G

Blue
NCS 5005-B80G

Green
NCS 4010-B706

Brown
NCS 7010-B706

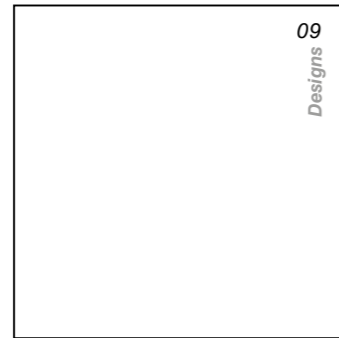
Black
NCS 8000 N

MADISON

Granilla Metálica High Metallic
Semipulido Lappato

Pcb V2 Rc

FORMATS



120x120 / 48"x48"
Granilla Metálica M 40



60x120 / 24"x48"
Granilla Metálica M 32




Floor tile: Madison Brown 120x120. Wall tile: Gredos White 16,3x51,7. Ordesa White 16,3x51,7.

TECHNICAL SPECIFICATIONS

CUMPLE	< 0,5%	110 / 130	35 / 45	RESISTE	RESISTE	RESISTE	UA*	C5	DCOF >0,42


*Evitar el contacto con disoluciones ácidas.
*Avoid any contact with acid solutions.
*Évitez tout contact avec des solutions acides.



TAU

Madison Silver 120x120, Borriolstone Sand 120x120

MADISON



Wall tile Madison Black 120x120. Floor tile Roadstone Gray 90x90



Silver
NCS S 0500-N
Disponibles en Formatos
60x60 y 30x60
Available in Formats
60x60 and 30x60



Steel
NCS S 6005-Y20R



Titanium
NCS S 7502-Y



Seagreen
NCS S 6010B7010G




Royalblue
NCS S 7010-R70B

Semipulido Lappato

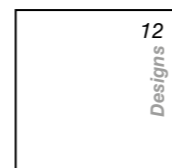
METAL

Pcb V3 Rc

FORMATS



60x120 / 24"x48"
Semipulido M 32



60x60 / 24"x24"
Semipulido M 25



30x60 / 12"x24"
Semipulido M 24


MOSAICS



Metal Silver
30x30 (5x5) 12"x12"
Semipulido M45



Metal Steel
30x30 (5x5) 12"x12"
Semipulido M45



Metal Titanium
30x30 (5x5) 12"x12"
Semipulido M45



Metal Seagreen
30x30 (5x5) 12"x12"
Semipulido M45



Metal Royalblue
30x30 (5x5) 12"x12"
Semipulido M45



Hex. Metal Silver
32,5x22,5 13"x9"
Semipulido P17



Hex. Metal Steel
32,5x22,5 13"x9"
Semipulido P17



Hex. Metal Titanium
32,5x22,5 13"x9"
Semipulido P17

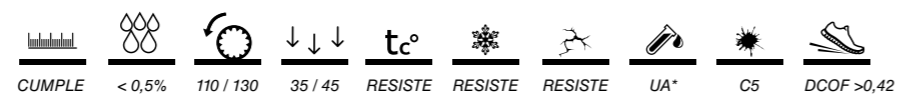


Hex. Metal Seagreen
32,5x22,5 13"x9"
Semipulido P17



Hex. Metal Royalblue
32,5x22,5 13"x9"
Semipulido P17

TECHNICAL SPECIFICATIONS



*Evitar el contacto con disoluciones ácidas.
*Avoid any contact with acid solutions.
*Évitez tout contact avec des solutions acides.



Wall and Floor tile Metal Royalblue 60x120. Floor tile Origin Gray 30x180.



Floor tile Metal Seagreen 60x120.

METAL SEAGREEN 6 DESIGNS 60x120



Wall tile Metal Royalblue 60x120. Floor tile Lema Graphite 120x120.

Floor tile Metal Steel 60x120.



Cements

COLLECTION

Castrovillari	70
Ceppo Di Gre	74
Cosmopolita	78
Devon	82
Lema	86
Oristan	90

TAU

CEMENTS / CEMENTOS / CIMENTOS

Cements

CEMENTS / CEMENTOS / CIMENTOS



White
NCS S 1002-G

Pearl
NCS S 2002-Y

Silver
NCS S 1502-Y

Tan
NCS S 4005-Y50R

Gray
NCS S 4000-N

Damgray
NCS S 6005-R80B

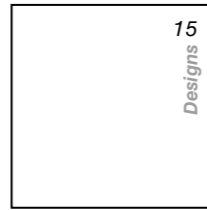
Black
NCS S 8000-N

CASTROVILLARI Natural Matt Adz Antislip


Pcb V3+ TXT Rc

FORMATS

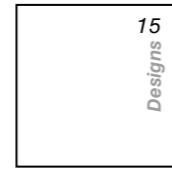
≠ 20 Disponible en Pearl, Silver y Damgray.
Available in Pearl, Silver and Damgray.
Disponible dans Pearl, Silver et Damgray.



75x75 / 30"x30"
Natural M 18
75,5x75,5 / 30"x30"
Adz M 31 ≠ 20



60x120 / 24"x48"
Natural M 23



60x60 / 24"x24"
Natural M 13
61x61 / 24"x24"
Adz M 27 ≠ 20




Gorzano Disponible en White / Pearl / Silver / Tan
60x120 / 24"x48"
Natural P49

MOSAICS Disponibles en Natural y Semipulido



Mosaico Castrovillari Silver 30x30 (5x5) 12"x12" M 45
Disponible en todos los colores
Available in all colours.
Disponible dans tous les colors



Mosaico Castrovillari Silver 30x30 (3,2x3,2) 12"x12" P 12
Disponibles en todos los colores
Available in all colours
Disponible dans tous les colors



Tris Castrovillari Pearl 30x30 12"x12" P 21
Disponible en todos los colores
Available in all colours.
Disponible dans tous les colors



3D Castrovillari Mix (White/Silver/Black) 29x29 11 3/4"x 13 1/4" P 13

TECHNICAL SPECIFICATIONS

CUMPLE < 0,5% 110 / 130 35 / 45 RESISTE RESISTE RESISTE UA C5 C1 SEMI C1 / R10 NAT. C3 / R11 ADZ DCOF > 0,42

*Posibilidad de tratamiento C2/C3 sobre el acabado natural. Consulte condiciones. Este tratamiento puede producir cambio de color en las tonalidades oscuras.
*Possibility to get C2/C3 anti-slip rating for Nat finish. Check conditions. This process may generate shade variation in dark colours.
*Possibilité de traitement C2/C3 sur la finition naturelle. Consultez les conditions. Ce traitement peut produire un changement de couleur dans les tons foncés.



TAU

Wall tile Castrovillari Silver 60x120. Floor tile Castrovillari Gray 60x120.



Wall tile *Castrovillari Silver* 60x120. Floor tile *Castrovillari Silver* 60x120 and *Castrovillari Silver* 61x61 (20mm) ADZ

CASTROVILLARI SILVER 9 DESIGNS 60x120



GORZANO SILVER
60x120 P49
Disponibile en todos los colores.
Available in all colours.



Floor tile *Castrovillari White* 60x120.




CEPPO DI GRE

Natural Matt
Pulido Polished

Pcb V2 Rc

FORMATS



120x120 / 48"x48"

☐ Natural M 32
☐ Polished M 34



60x120 / 24"x48"

☐ Natural M 23
☐ Polished M 26



Talco
NCS 2005-Y50R



Floor tile: Ceppo Di Gre Silver 60x60

TECHNICAL SPECIFICATIONS

CUMPLE	< 0,5%	110 / 130	35 / 45	RESISTE	RESISTE	RESISTE	UA	C5	C1 SEMI C1 / R10 NAT. C3 / R11 ADZ DCOF > 0,42

*Posibilidad de tratamiento C2/C3 sobre el acabado natural. Consulte condiciones. Este tratamiento puede producir cambio de color en las tonalidades oscuras.
 *Possibility to get C2/C3 anti-slip rating for Nat finish. Check conditions. This process may generate shade variation in dark colours.
 *Possibilité de traitement C2/C3 sur la finition naturelle. Consultez les conditions. Ce traitement peut produire un changement de couleur dans les tons foncés.



Silver
NCS 4502-R




TAU

Floor tile Ceppo di Gre Silver. Wall tile 120x120 Urban White 160x320

CEPPO DIGRE

CEPPO DI GRE 09 DESIGNS 120x120



Natural Matt

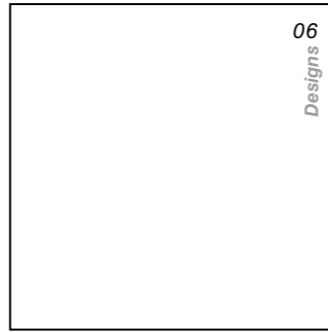
COSMOPOLITA

Pcb V2 R_c NR_o


FORMATS




05
Designs
90x180 / 36''x72''
Natural M 37



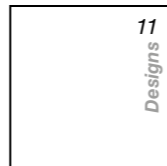
06
Designs
120x120 / 48''x48''
Natural M 32



05
Designs
75x150 / 30''x60''
Natural M 26



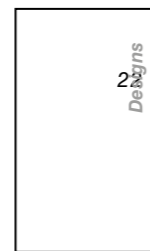
12
Designs
60x120 / 24''x48''
Natural M 23
Semipulido M 26



11
Designs
60x60 / 24''x24''
Natural M 13
Semipulido M 15



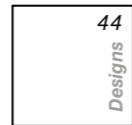
1
Designs
90x90 / 35''x35''
Natural M 27
Semipulido M 27
Adz M 33 ~~20~~



2
Designs
45x90 / 18''x35''
Natural M 22




22
Designs
30x60 / 12''x24''
Natural M 12
Semipulido M 14




44
Designs
45x45 / 18''x18''
Natural M 09




MOSAICS Disponible en todos los colores / Available in all colours / Disponible dans tous les color




Cosmopolita White
30x30 (2,5x7) 12''x12''
M 47



Cosmopolita Sand
30x30 (2,5x7) 12''x12''
M 47



Cosmopolita Silver
30x30 (2,5x7) 12''x12''
M 47



Cosmopolita Gray
30x30 (2,5x7) 12''x12''
M 47

TECHNICAL SPECIFICATIONS

CUMPLE < 0,5% 110 / 130 35 / 45 **RESISTE** **RESISTE** **RESISTE** **UA** **C5** **DCOF >0,42**
C3 / R11 ADZ

*Posibilidad de tratamiento C2/C3 sobre el acabado natural. Consulte condiciones.
 Este tratamiento puede producir cambio de color en las tonalidades oscuras.
 *Possibility to get C2/C3 anti-slip rating for Nat finish. Check conditions.
 This process may generate shade variation in dark colours.
 *Possibilité de traitement C2/C3 sur la finition naturelle. Consultez les conditions.
 Ce traitement peut produire un changement de couleur dans les tons foncés.



White
NCS S 1000-N




Sand
NCS S 1005-Y50R



Silver
NCS S 0300-N



Gray
NCS S 5500-N



TAU

Wall tile Cosmopolita White 75x150.




Floor tile *Cosmopolita Silver 60x60*. Wall tile *Cosmopolita Silver 60x60*, *Cosmopolita Gray 60x60*,

COSMOPOLITA SILVER 11 DESIGNS 90x90



Floor tile *Cosmopolita Silver 90x90*.



White
NCS S 2002-R



Tan
NCS S 2005-Y50R



Silver
NCS S 3500-N



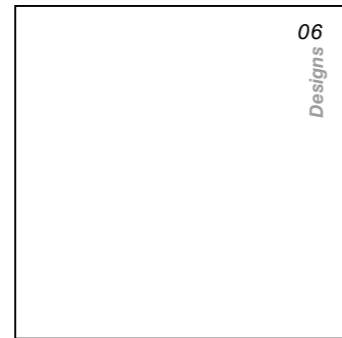
Gray
NCS S 5500-N

DEVON

Natural Matt
Semipulido Lappato


Pcb V2+ TXT Rc

FORMATS



120x120 / 48"x48"

Natural M 32

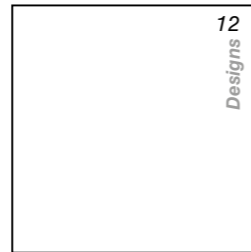


60x120 / 24"x48"

Natural M 23
Semipulido M 26

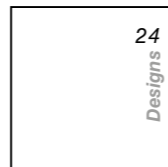
60x120 / 24"x48"
Adz M 33 ~~20~~

~~20~~ 60x120 Disponible en White, Silver, Tan y Gray
60x120 Available in White, Silver, Tan and Gray
60x120 Available dans White, Silver, Tan et Gray



90x90 / 35"x35"

Natural M 24



60x60 / 24"x24"

Natural M 13
Semipulido M 15

61x61 / 24"x24"
Adz M 24 ~~20~~

60,5x60,5 / 24"x24"
Adz M 29 ~~20~~

MOSAICS



Disponibles en todos los colores
Available in all colours.
Disponible dans tous les colors

Tris Devon White
30x30 12"x12"
P 21




Disponible en todos los colores
Available in all colours.
Disponible dans tous les colors

Mosaico Devon White
30x30 (5x5) 12"x12"
M45

TECHNICAL SPECIFICATIONS

CUMPLA < 0,5% PEI 3/4 35 / 45 t_c° RESISTE RESISTE RESISTE UA C5 C1 / R10 NAT. C3 / R11 ADZ DCOF > 0,42

*Posibilidad de tratamiento C2/C3 sobre el acabado natural. Consulte condiciones.
Este tratamiento puede producir cambio de color en las tonalidades oscuras.
*Possibility to get C2/C3 anti-slip rating for Nat finish. Check conditions.
This process may generate shade variation in dark colours.
*Possibilité de traitement C2/C3 sur la finition naturelle. Consultez les conditions.
Ce traitement peut produire un changement de couleur dans les tons foncés.



Wall tile Channel Linen, Sand and Dc Channel Mix 30x90. Floor tile Devon Tan 60x60 and Tris Devon Tan 30x30




Floor tile Devon Gray 60x120. Wall tile Tisse Silver 40x120.

DEVON GRAY 24 DESIGNS 60x60



Floor tile Devon White 90x90.



White
NCS S 5502-Y

Pearl
NCS S 2002-Y50R

Silver
NCS S 3502-Y

Greige
NCS S 3005-Y50R

Gray
NCS S 4005-Y50R

Graphite
NCS S 5502-Y

Natural Matt

LEMA

Pcb V2+ Rc


FORMATS



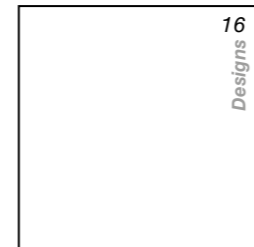
90x180 / 36"x72"
Natural M 37



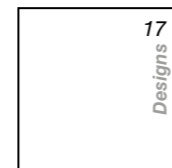
60x120 / 24"x48"
Natural M 23



120x120 / 48"x48"
Natural M 32



90x90 / 35"x35"
Natural M 24



60x60 / 24"x24"
Natural M 13

MOSAICS



Lema White
30x30 (7x7) 12"x12"
P9



Lema White
30x30 (3x15) 12"x12"
P10

TECHNICAL SPECIFICATIONS



*Posibilidad de tratamiento C2/C3 sobre el acabado natural. Consulte condiciones. Este tratamiento puede producir cambio de color en las tonalidades oscuras.
*Possibility to get C2/C3 anti-slip rating for Nat finish. Check conditions. This process may generate shade variation in dark colours.
*Possibilité de traitement C2/C3 sur la finition naturelle. Consultez les conditions. Ce traitement peut produire un changement de couleur dans les tons foncés.




TAU

Wall tile Lema White 60x120, Floor tile Lema White 120x120



Wall tile Grassi White 160x320, Floor tile Lema Graphite 120x120

LEMA GRAPHITE 11 DESIGNS 120x120



Floor tile Lema Gray 120x120, Wall tile Lema Graphite 60x120.



Perla
NCS S 1500-N



Arena
NCS S 2005-T20R



Gris
NCS S 3500-N

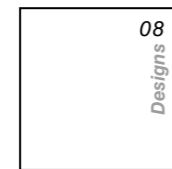


Grafito
NCS S 5000-N
Pcb

ORISTAN Natural Matt Adz Antislip

P V2+ R_c NR

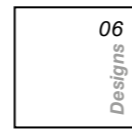
FORMATS



60x60 / 24"x24"
○ Natural M 13
60,8x60,8 / 24"x24"
○ Natural M 11
○ Adz M 11




30,3x61,3 / 12"x24"
○ Natural M 10
○ Adz M 10




45x45 / 18"x18"
○ Natural M 9



MOSAICS



Use Oristan Harmony
(Oristan Arena/Gris/Grafito)
30x30 12"x12"
P19



Oristan Grafito Mosaico
30x30 (2,5x7) 12"x12"
M47

Disponibles en todos los colores
Available in all colours.
Disponible dans tous les colors

TECHNICAL SPECIFICATIONS

CUMPLE	< 0,5%	110 / 130	35 / 45	RESISTE	RESISTE	RESISTE	UA	C5	C1 / R9 NAT. C3 / R11 ADZ DCOF >0,42

*Posibilidad de tratamiento C2/C3 sobre el acabado natural. Consulte condiciones.
Este tratamiento puede producir cambio de color en las tonalidades oscuras.
*Possibility to get C2/C3 anti-slip rating for Nat finish. Check conditions.
This process may generate shade variation in dark colours.
*Possibilité de traitement C2/C3 sur la finition naturelle. Consultez les conditions.
Ce traitement peut produire un changement de couleur dans les tons foncés.



TAU

Wall tile Oristan Perla 45x90. Floor tile Forever Olivo 20x120.



Wall and Floor tile Oristan Gris 60x60 and Oristan Gris mosaico 30x30 (2,5x7)

ORISTAN GRIS 8 DESIGNS 60x60



Floor tile Oristan Gris 60x60.

Clays

COLLECTION

Terracina 96
Terracotta 100

TAU

CLAYS / BARRO / BOUE

Clays

CLAYS / BARRO / BOUE

TERRACINA

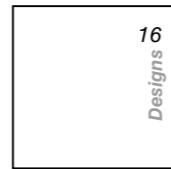
Natural Matt
Adz Antislip

Pcb V3+ TXT Rc NR

FORMATS $\neq 20$ Disponible en Gray, Sienna y Umber
Available in Gray, Sienna and Umber.
Disponibles dans Gray, Sienna et Umber.




60x120 / 24"x48"
Natural M 23
Adz M 24
60x120 / 24"x48"
Adz M 33 $\neq 20$




60x60 / 24"x24"
Natural M 13
Adz M 15

MOSAICS Disponibles en Natural
Available in Matt
Disponible dans Matt



R+Q Terracina Gray
29x29 12"x12"
P15
Disponibles en todos los colores
Available in all colours.
Disponible dans tous les colors



Duo Terracina Basic
(Terracina Black/White)
28x28 11 1/32"x11 1/32"
P18



Dam Terracina Serene
(Terracina Sienna/Umber)
25,4x25,4 10"x10"
P09



Floor tile: Terracina Sienna 60x60 and Heritage Multi 60x60.

TECHNICAL SPECIFICATIONS

CUMPLE	< 0,5%	110 / 130	35 / 45	RESISTE	RESISTE	RESISTE	UA	C5	C1 / R10 NAT C3 / R11 ADZ DCOF >0,42

*Posibilidad de tratamiento C2/C3 sobre el acabado natural. Consulte condiciones.
Este tratamiento puede producir cambio de color en las tonalidades oscuras.
*Possibility to get C2/C3 anti-slip rating for Nat finish. Check conditions.
This process may generate shade variation in dark colours.
*Possibilité de traitement C2/C3 sur la finition naturelle. Consultez les conditions.
Ce traitement peut produire un changement de couleur dans les tons foncés.



White
NCS S 1002-Y



Sienna
NCS S 1505-Y30R



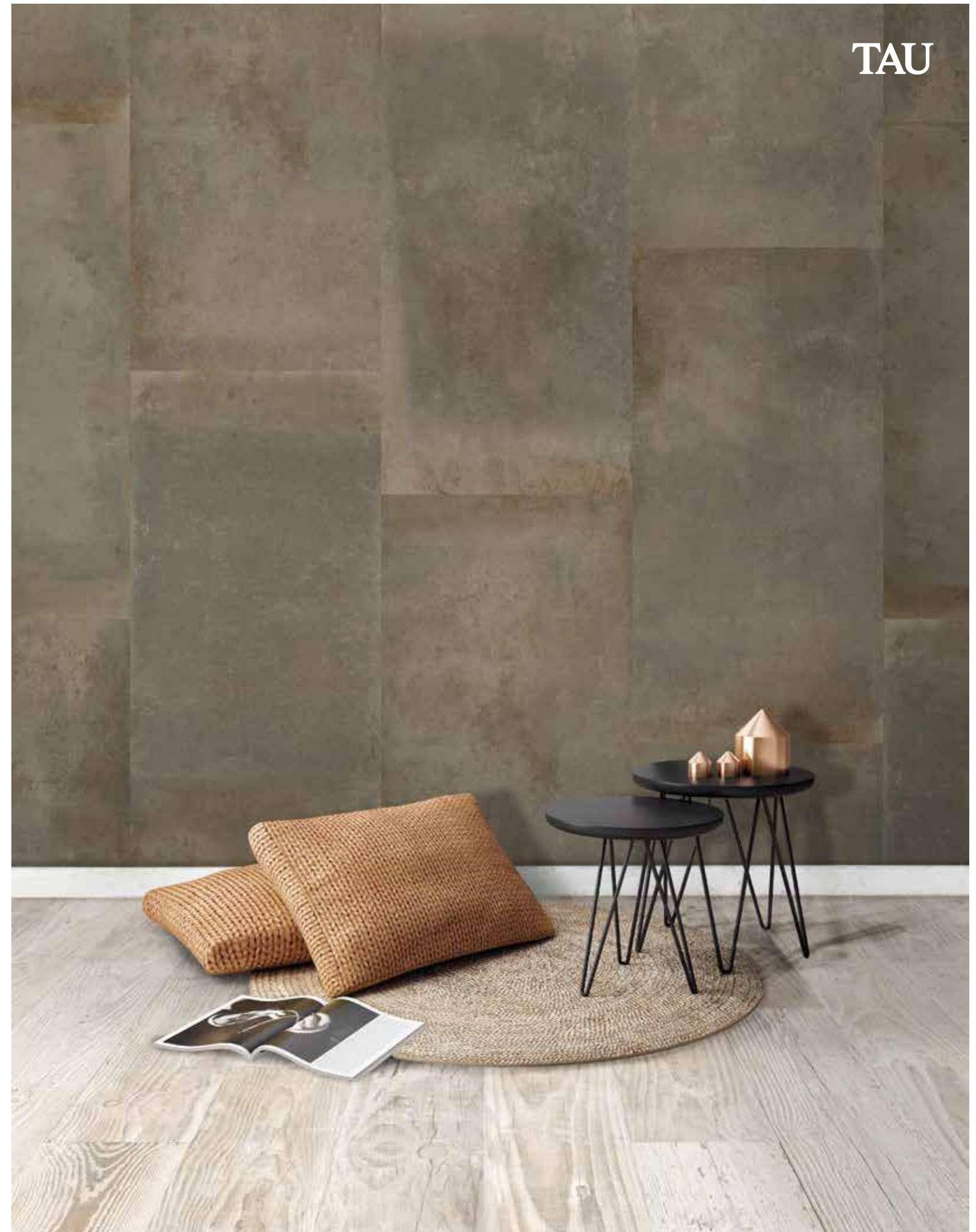
Umber
NCS S 2010-Y20R



Gray
NCS S 3005-G80Y



Black
NCS S 8500-N



TAU

Wall tile Terracina Gray 60x120.

TERRACINA





Terracina White detail.



Terracina Black detail.

TERRACINA WHITE 8 DESIGNS 60x120

TERRACINA BLACK 8 DESIGNS 60x120



Floor tile Terracina Sienna 60x120. Wall tile Terracina White 60x120.



White
NCS S 1002-Y



Sienna
NCS S 1505-Y30R



Cotto
NCS S 2010-Y20R



Silver
NCS S 2002-Y

TERRACOTTA

Natural Matt
Adz Antislip



P TXT V3 NR

FORMATS



19
Designs

33,3x33,3 / 13"x13"

- Natural M09
- Adz M09



Wall and Floor tile Terracotta Silver Adz 30x30 and Rennes Umber 25x150

TECHNICAL SPECIFICATIONS

CUMPLE	< 0,5%	110 / 130	35 / 45	RESISTE	RESISTE	RESISTE	UA	C5	C1 / R9 NAT C3 / R11 ADZ DCOF >0,42




TAU



Floor tile Terracotta Sienna and Cotto Adz 33,3x33,3.

TERRACOTTA SIENNA 19 DESIGNS 33,3x33,3



Wall and Floor tile Terracotta Silver 33,3x33,3.

Floor tile Terracotta Sienna Adz 33,3x33,3.



Small Sizes

COLLECTION

Abstract	106
Altea	108
Classics	112
Cosmo	116
Magic	118
Sixtone	120

SMALL SIZES / PIEZAS PEQUEÑAS / PETITES PIÈCES


Small Sizes

SMALL SIZES
PIEZAS PEQUEÑAS
PETITES PIÈCES

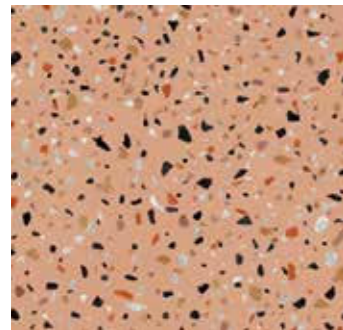




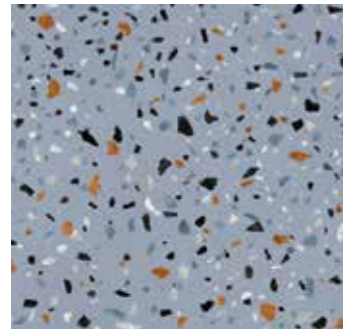
Talco
NCS S 1502-Y50R



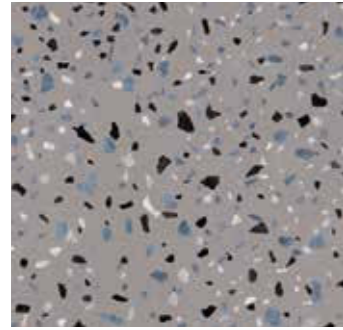
Salvia
NCS S 2002-Y50R



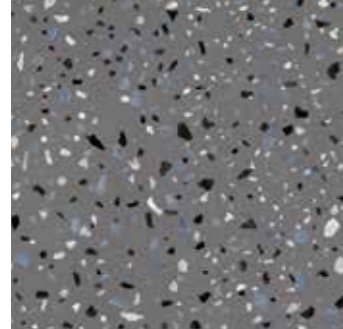
Camel
NCS S 3502-Y



Blue
NCS S 3005-Y50R



Gray
NCS S 4005-Y50R

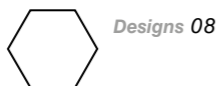


Graphite
NCS S 5502-Y

Natural Matt ABSTRACT

P V1

FORMATS



20x24 8x9,6"
○ Natural M 21



Wall tile Abstract Salvia 20x24. Chromatic Talco 33,3x100.

TECHNICAL SPECIFICATIONS

CUMPLE	< 0,5%	110 / 130	35 / 45	RESISTE	RESISTE	RESISTE	UA	C5



Wall tile Abstract Talco 20x24 Chromatic Talco 33,3x100



White
NCS S 2005 - Y80R



Pearl
NCS S 5005- Y80R



Greige
NCS S 7502-G



Silver
NCS S 8000-N

ALTEA

P V2+ TXT NR O

FORMATS

□ Designs 10

22,3x22,3 / 8,9"x8,9"

○ Natural M 14

10 diseños diferentes servidos aleatoriamente.
10 different designs randomly served.
10 différents modèles servis au hasard.



Wall tile Altea White 22,3x22,3 Floor tile Integra Gray 90x90

TECHNICAL SPECIFICATIONS

CUMPLE	< 0,5%	110 / 130	35 / 45	RESISTE	RESISTE	RESISTE	UA	C5



TAU

Wall tile Lema White 60x120 Floor tile Altea White 22,3x22,3, Lema White 60x120





Fauna Greige
NCS S 3005-Y50R



Liguria White
NCS S 1502-Y50R



Turia Mix
NCS S 3005-Y50R



Egeo Gray
NCS S 4005-Y50R



Spring Silver
NCS S 4005-Y50R



Maori Black
NCS S 8500-N



Flora Pearl
NCS S 2002-Y50R



Rubik Gray
NCS S 1502-Y50R

CLASSICS

P V2+ TXT NR

FORMATS

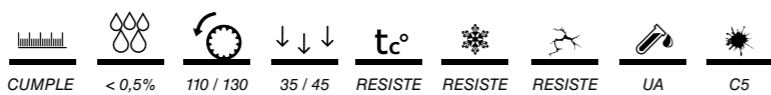


22,3x22,3 / 8,9"x8,9"
○ Natural M 14



Wall tile Classics Flora Pearl 22,3x22,3 Floor tile Integra Gray 90x90

TECHNICAL SPECIFICATIONS



TAU

Floor tile Rubik Gray 22,3x22,3



Floor tile Spring Silver 22,3x22,3

Floor tile Lema Greige 90x90. **Wall tile** Fauna Greige 22,3x22,3



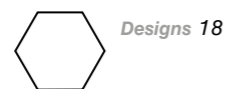
Wall tile Egeo Gray 22,3x22,3 **Floor tile** Egeo Gray 22,3x22,3 **Lema Pearl** 120x120



COSMO

P V2+ TXT NrO

FORMATS



20x24 8x9,6"

o Natural M 21



White
NCS S 2005 - Y80R



Silver
NCS S 3000-N



Black
NCS S 8500-N



Floor tile Cosmo Black 20x24


TECHNICAL SPECIFICATIONS

CUMPLE	< 0,5%	110 / 130	35 / 45	RESISTE	RESISTE	RESISTE	UA	C5




TAU

Wall tile Cosmo White 20x24 Floor tile Cosmo Black 20x24




White
NCS S 2005 - Y80R



Silver
NCS S 3000 - N



Gray
NCS S 7502 - G

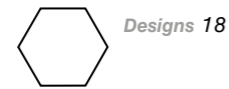


Black
NCS S 1002 - Y

MAGIC

P V2+ TXT N_R○

FORMATS



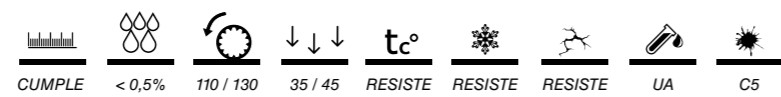
Designs 18

20x24 8x9,6"
○ Natural M 21



Floor tile Magic Gray, Black, Silver and White 20x24

TECHNICAL SPECIFICATIONS



TAU



Floor tile Magic Gray, Black, Silver and White 20x24

MAGIC



White
NCS S 1502-Y50R



Pearl
NCS S 2002-Y50R



Silver
NCS S 3502-Y



Greige
NCS S 3005-Y50R



Gray
NCS S 4005-Y50R



Graphite
NCS S 5502-Y


SIXTONE

P V2+ TXT NR

FORMATS

Designs 18
19,8x22,8 7,7x8,9"
○ Natural M 24


SPECIAL PIECES



Dc Sixtone Silver
19,8x22,8 7,7x8,9"
M26



Dc Sixtone Greige
19,8x22,8 7,7x8,9"
M26



Dc Sixtone Graphite
19,8x22,8 7,7x8,9"
M26



Wall tile Sixtone White 19,8x22,8 Dc Sixtone Silver 19,8x22,8 Floor tile Diluca White 20x120

TECHNICAL SPECIFICATIONS

CUMPLE < 0,5% 110 / 130 35 / 45 RESISTE RESISTE RESISTE UA C5



TAU

Wall tile Sixtone Greige 19,8x22,8. Floor tile Integra Greige 120x120

Stones

COLLECTION

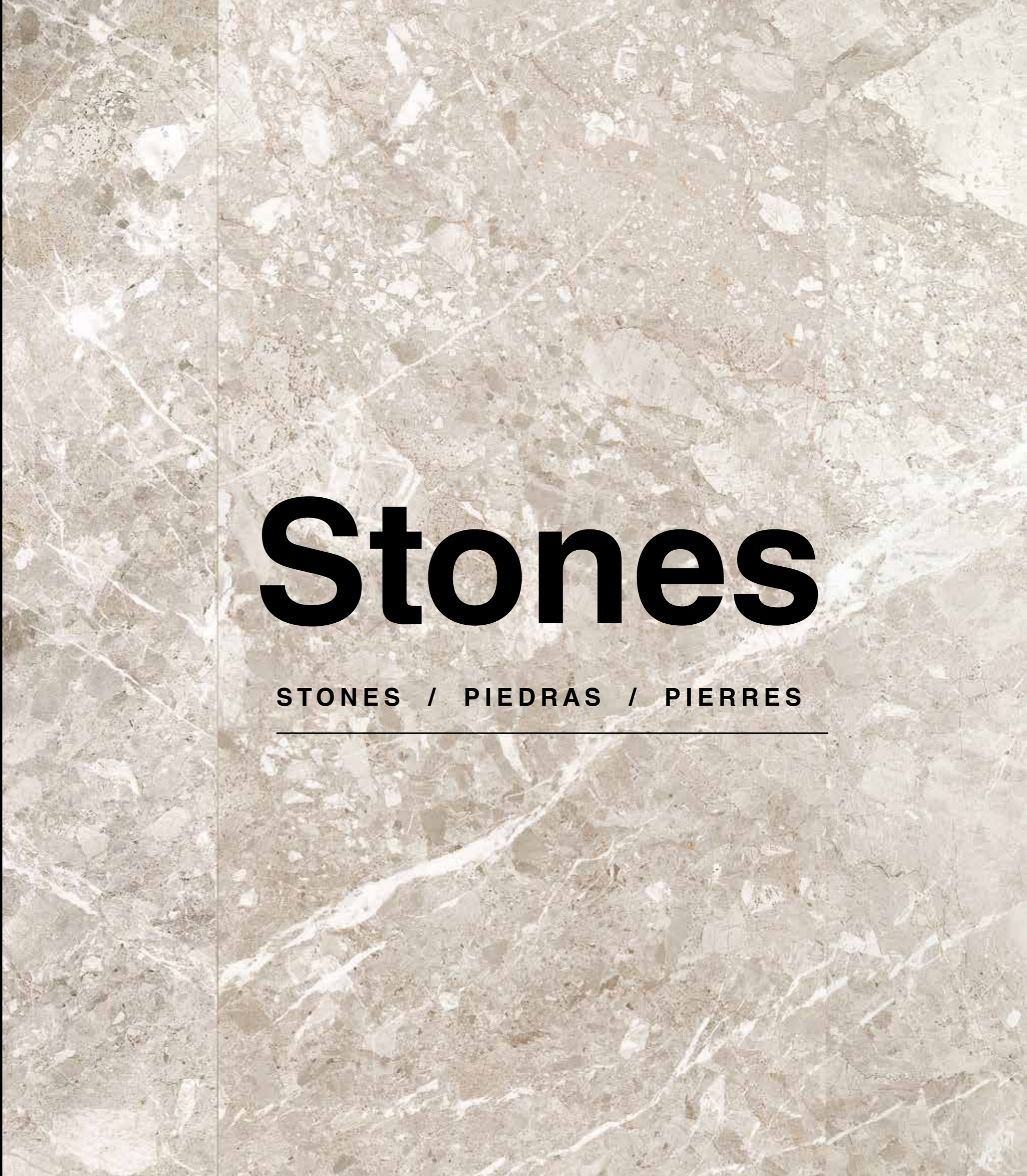
- Belcastel** 124
- Borriolstone** 128
- Etnastone** 132
- Fidenza** 136
- Integra** 140
- Litium** 144
- Mainstone** 146
- Midtown** 150
- Norton** 154
- Palomastone** 156
- Roadstone** 162
- Soapstone** 166

TAU

STONES / PIEDRAS / PIERRES

Stones

STONES / PIEDRAS / PIERRES





Silver
NCS S 2002 - Y50R



Graphite
NCS S 5502Y

Natural Matt

BELCASTEL

Pcb V2+ Rc


FORMATS



11
Designs

90x180 / 35"x72"

☐ Natural M 37



22
Designs

90x90 / 35"x35"

☐ Natural M 24

☐ Adz M 33 → 20



12
Designs

60x120 / 24"x48"


☐ Natural M 23

MOSAICS



Belcastel Silver
30x30 (5x5) 12"x12"

☐ Natural M45



Belcastel Graphite
30x30 (5x5) 12"x12"

☐ Natural M45



Wall tile Belcastel Silver 90x180 Metal Steel 60x120. Floor tile Belcastel Silver 90x90

TECHNICAL SPECIFICATIONS

CUMPLE	< 0,5%	110/130	35 / 45	RESISTE	RESISTE	RESISTE	UA	C5	INT / CONT

*Posibilidad de tratamiento C2/C3 sobre el acabado natural. Consulte condiciones. Este tratamiento puede producir cambio de color en las tonalidades oscuras.
*Possibility to get C2/C3 anti-slip rating for Nat finish. Check conditions. This process may generate shade variation in dark colours.
*Possibilité de traitement C2/C3 sur la finition naturelle. Consultez les conditions. Ce traitement peut produire un changement de couleur dans les tons foncés.



TAU

Wall tile Belcastel Silver 90x180. Floor tile Belcastel Silver 90x90.



Floor tile Belcastel Graphite 90x90. Wall tile Riv Neo Palomastone Graphite 33,3x100.

BELCASTEL SILVER 22 DESIGNS 90x90



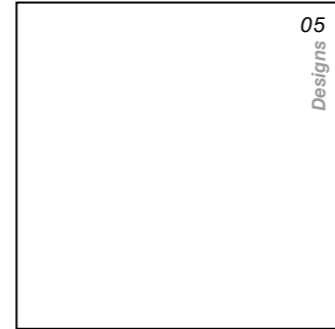
Floor tile Belcastel Graphite 90x90.

Semipulido Lappato
Texturizado Textured

BORRIOLSTONE

Pcb V2 TXT Rc

FORMATS



120x120 / 48"x48"

- Texturizado M 34
- Semipulido M 35



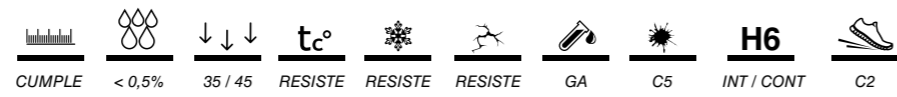
60x120 / 24"x48"

- Texturizado M 26
- Semipulido M 27



Wall tile Riv. Edra White 16,3x51,7 Floor Tile Borriolstone Sand 60x120

TECHNICAL SPECIFICATIONS



*Posibilidad de tratamiento C3 sobre el acabado natural. Consulte condiciones.
 Este tratamiento puede producir cambio de color en las tonalidades oscuras.
 *Possibility to get C3 anti-slip rating for Nat finish. Check conditions.
 This process may generate shade variation in dark colours.
 *Possibilité de traitement C3 sur la finition naturelle. Consultez les conditions.
 Ce traitement peut produire un changement de couleur dans les tons foncés.

White
NCS S 1002-Y

Sand
NCS S 2005-Y40R

Silver
NCS S 2502-Y




Floor tile Borriolstone Sand 60x120



Floor tile Borriolstone White 120x120

BORRIOLSTONE WHITE 05 DESIGNS 120x120



Floor tile Borriolstone Silver 120x120



Gray
NCS S S 7000-N



Graphite
NCS S S 6502-Y



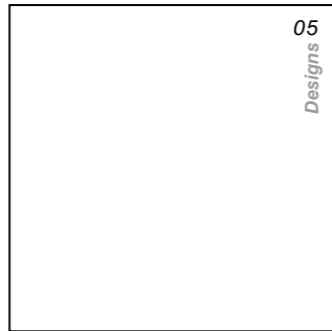
Black
NCS S S 5502-Y

Texturizado Textured

ETNASTONE

Pcb V2+ TXT Rc


FORMATS



120x120 / 48"x48"
Texturizado M 40



15x120 / 6"x48"
Texturizado P 10



60x120 / 24"x48"
Texturizado M29



Etnastone Graphite Detail

TECHNICAL SPECIFICATIONS

CUMPLE < 0,5%
 35 / 45
 RESISTE
 RESISTE
 RESISTE
 GA
 C5
 H5 TRANSITO INTENSO

*Posibilidad de tratamiento C2 sobre el acabado natural. Consulte condiciones. Este tratamiento puede producir cambio de color en las tonalidades oscuras.
*Possibility to get C2 anti-slip rating for Nat finish. Check conditions. This process may generate shade variation in dark colours.
*Possibilité de traitement C2 sur la finition naturelle. Consultez les conditions. Ce traitement peut produire un changement de couleur dans les tons foncés.



TAU


Floor tile Etnastone Gray 120x120

ETNASTONE



Wall tile Etnastone Black 120x120

ETNASTONE BLACK 05 DESIGNS 120x120



Floor tile Etnastone Graphite 60x120



Pearl
NCS S 1002-Y

Linen
NCS S 1002-G

Silver
NCS S 1502-Y

Sand
NCS S 1005-Y20R

Tan
NCS S 2002-Y

Gray
NCS S 2002-G


Graphite
NCS S 6502-Y

Natural Matt
Semipulido Lappato
Rlv. Adz Grip


FIDENZA

P_{cb} **V3** **TEXT** **R_c** **NR** **O**

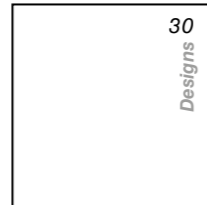
FORMATS **±20** *Disponibile en Silver, Tan, Gray*
Available in Silver, Tan, Gray
Disponibile dans silver, Tan, Gray



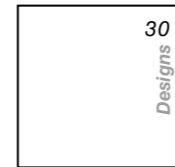
60x120 / 24"x48"
□ Natural M 23
□ Semipulido M 26



30x60 / 12"x24"
□ Natural M 12
□ Semipulido M 14



75x75 / 30"x30"
□ Natural M 18
□ Semipulido M 21



60x60 / 24"x24"
□ Natural M 13
□ Semipulido M 15
□ Adz M 15
○ Adz M 27 ±20

MOSAICS *Disponibles en Natural y Semipulido*




Mosaico Fidenza Silver
30x30 (3,2x3,2) 12"x12"
P 12

Disponibles en todos los colores
Available in all colours
Disponibile dans tous les colors


TECHNICAL SPECIFICATIONS



*Posibilidad de tratamiento C2/C3 sobre el acabado natural. Consulte condiciones.
Este tratamiento puede producir cambio de color en las tonalidades oscuras.
*Possibility to get C2/C3 anti-slip rating for Nat finish. Check conditions.
This process may generate shade variation in dark colours.
*Possibilité de traitement C2/C3 sur la finition naturelle. Consultez les conditions.
Ce traitement peut produire un changement de couleur dans les tons foncés.



Wall tile Fidenza Linen 60x120.



Floor tile Fidenza Graphite 60x120. Wall tile Fidenza Gray 60x120. Fidenza Graphite Helix 29x29 and Taj Mahal White 120x120


FIDENZA MOSAICS



3D Fidenza Temperate
(Fidenza Pearl / Silver / Grap.)
29,5x34 1 13/64" x 1 3/4"
P13



3D Fidenza Serene
(Linen / Sand / Tan)
29,5x34 1 13/64" x 1 3/4"
P15



R+Q Fidenza Silver
30x30 12"x12"
P15
Disponibles en todos los colores.
Available in all colours.
Disponible dans tous les colors.



Helix Fidenza Pearl
29x29 1 12/64" x 1 12/64"
P18
Disponibles en todos los colores.
Available in all colours.
Disponible dans tous les colors.



Fidenza Pearl
30x30 (5x5) 12"x12"
Semipulido M45
Disponibles en todos los colores.
Available in all colours.
Disponible dans tous les colors.



Floor tile Fidenza Pearl 75x75. Wall tile Fidenza Pearl 60x120.

FIDENZA PEARL 15 DESIGNS 60x120



MILETTO PEARL
60x120 P49
Disponibile en todos los colores.
Available in all colours.

Natural Matt

INTEGRA

Pcb V2 Rc

FORMATS



White
NCS S 1502-Y50R



Pearl
NCS S 2002-Y50R



Silver
NCS S 3502-Y




Greige
NCS S 3005-Y50R



Gray
NCS S 4005-Y50R




Graphite
NCS S 5502-Y



120x120 / 48"x48"

☐ Natural M 32

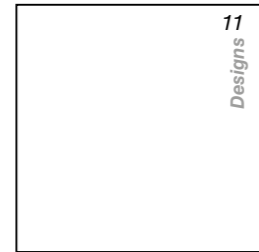


60x120 / 24"x48"

☐ Natural M 23

☐ Adz M 33 ~~20~~

Disponible en Gray, Graphite, Pearl, Greige
Available in Gray, Graphite, Pearl, Greige
Disponible dans Gray, Graphite, Pearl, Greige

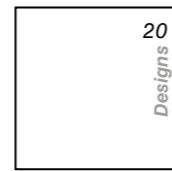


90x90 / 35"x35"

☐ Natural M 24

☐ Adz M 33 ~~20~~

Disponible en Gray, Graphite, Pearl, Greige
Available in Gray, Graphite, Pearl, Greige
Disponible dans Gray, Graphite, Pearl, Greige



60x60 / 24"x24"

☐ Natural M 13

60,5x60,5 / 24"x24"

☐ Adz M 29 ~~20~~

Disponible en Gray, Graphite, Pearl, Greige
Available in Gray, Graphite, Pearl, Greige
Disponible dans Gray, Graphite, Pearl, Greige



30x60 / 12"x24"

☐ Natural M 12

MOSAICS



Mosaico Integra Silver
30x30 (5x5) 12"x12"
M45

Disponible en todos los colores
Available in all colours.
Disponible dans tous les colors



Mosaico Integra Silver
30x30 (10x10) 12"x12"
M37

Disponible en todos los colores
Available in all colours.
Disponible dans tous les colors

TECHNICAL SPECIFICATIONS

*Posibilidad de tratamiento C2 sobre el acabado natural. Consulte condiciones.
Este tratamiento puede producir cambio de color en las tonalidades oscuras.
*Possibility to get C2 anti-slip rating for Nat finish. Check conditions.
This process may generate shade variation in dark colours.
*Possibilité de traitement C2 sur la finition naturelle. Consultez les conditions.
Ce traitement peut produire un changement de couleur dans les tons foncés.




TAU

Wall Tile Integra Gray 60x120. Floor Tile Integra Gray 120x120



Wall tile Elite Silver 60x120, Floor tile Elite Silver 120x120 Integra Silver 120x120

INTEGRA SILVER 04 DESIGNS 120x120



Wall tile Integra Greige 90x180, 60x120, Brest Tan 25x150 Floor tile Integra Greige 120x120



Pearl
NCS S 1002-G



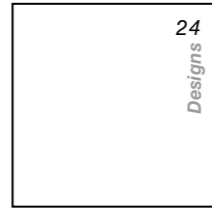
Silver
NCS S 2002-Y

LITIUM

Natural Matt
Pulido Polished

P V2 R

FORMATS



75x75 / 30"x30"

☐ Natural M 18
☐ Pulido M 21



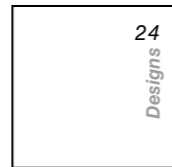
30x60 / 12"x24"

☐ Natural M 12
☐ Pulido M 14



60x120 / 24"x48"

☐ Natural M 23
☐ Pulido M 26



60x60 / 24"x24"

☐ Natural M 13
☐ Pulido M 15

MOSAICS

Disponibles en Natural y pulido.
Available in Matt and Polished.
Disponibles dans Matt et Brillant



Marmi Litium
(Litium Pearl / Silver)
20x40 8"x16"
P10



TC Litium Pearl
30x30 12"x12"
P19



TC Litium Silver
30x30 12"x12"
P19

TECHNICAL SPECIFICATIONS

CUMPLE < 0,5% 35 / 45 RESISTE RESISTE RESISTE GA C5 C1 / R9 NAT. DCOF >0,42

*Posibilidad de tratamiento C2 sobre el acabado natural. Consulte condiciones.
Este tratamiento puede producir cambio de color en las tonalidades oscuras.
*Possibility to get C2 anti-slip rating for Nat finish. Check conditions.
This process may generate shade variation in dark colours.
*Possibilité de traitement C2 sur la finition naturelle. Consultez les conditions.
Ce traitement peut produire un changement de couleur dans les tons foncés.




Wall tile Litium Silver 60x120. Floor tile Litium Silver 60x120.



Wall tile Mainstone Gray 120x120, Mosaic Hex. 7x7 Floor tile Elite Pearl 120x120

MAINSTONE GRAY 11 DESIGNS 120x120



Wall tile Mainstone Silver 120x120, Elite Silver 60x120. Floor tile Elite Silver 120x120



White
NCS S 2005 - Y90R



Pearl
NCS 2502 - R

Natural Matt

MIDTOWN Xtras advanced qualities

P V2 R

FORMATS



60x120 / 24"x48"

Natural M 18 \pm 6

DECOR



DC Midtown White

60x120 / 24"x48"

Natural M43



DC Midtown Pearl

60x120 / 24"x48"

Natural M43

TECHNICAL SPECIFICATIONS

CUMPLE	< 0,5%	35 / 45	RESISTE	RESISTE	RESISTE	GA	C5	C1 / R9 NAT. DCOF >0,42

*Posibilidad de tratamiento C2 sobre el acabado natural. Consulte condiciones.
 Este tratamiento puede producir cambio de color en las tonalidades oscuras.
 *Possibility to get C2 anti-slip rating for Nat finish. Check conditions.
 This process may generate shade variation in dark colours.
 *Possibilité de traitement C2 sur la finition naturelle. Consultez les conditions.
 Ce traitement peut produire un changement de couleur dans les tons foncés.



Wall tile Zumaia Graphite 60x120. Floor tile Midtown Pearl 60x120

MIDTOWN WHITE 12 DESIGNS 60x120



MIDTOWN PEARL 12 DESIGNS 60x120



Wall tile Midtown Pearl 60x120, DC Midtown Pearl 60x120. Floor tile Mainstone Silver 120x120



Sand
NCS S 1002-G




Silver
NCS S 2002-Y

Natural Matt

NORTON Xtras
advanced qualities

P V2 R6

FORMATS



60x120 / 24"x48"

□ Natural M 23 ⚡6




Floor tile Yukon 20x120, Elite White 90x90. Wall tile Norton Silver 60x120, Palisandro Gray 120x260

TECHNICAL SPECIFICATIONS

CUMPLE	< 0,5%	35 / 45	RESISTE	RESISTE	RESISTE	GA	C5	C1 / R9 NAT. DCOF >0,42	

*Posibilidad de tratamiento C2 sobre el acabado natural. Consulte condiciones.
 Este tratamiento puede producir cambio de color en las tonalidades oscuras.
 *Possibility to get C2 anti-slip rating for Nat finish. Check conditions.
 This process may generate shade variation in dark colours.
 *Possibilité de traitement C2 sur la finition naturelle. Consultez les conditions.
 Ce traitement peut produire un changement de couleur dans les tons foncés.



Wall tile Ontario 20x120, Pierre Greige 20x30. Wall tile Norton Sand 60x120, Palisandro Gray 120x260



White
NCS S 1505-Y30R
H6



Silver
NCS S 2502-Y
H6



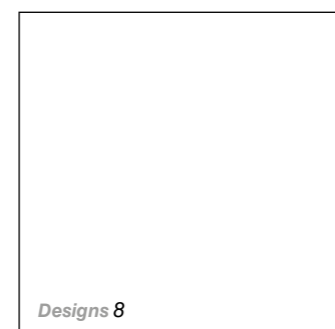
Graphite
NCS S 6005-Y80R

Natural matt


PALOMASTONE

Pcb TXT V2 RLV R

FORMATS




Designs 8
120x120 / 48"x48"
Natural M 32



Designs 12
90x90 / 35"x35"
Natural M 24



Designs 21
60x60 / 24"x24"
Natural M 13



Designs 6
75x150 / 30"x60"
Natural M 26



Designs 16
60x120 / 24"x48"
Natural M 23




Designs 42
30x60 / 12"x24"
Natural M 12




Designs 3
16,3x51,7 / 6"x20"
Natural M 22
Rlv. Edra
Natural M 24

MOSAICS



Aurea Palomastone Graphite
24,5x28 9,9"x11,2"
P21

Disponible en todos los colores
Available in all colours.
Disponible dans tous les colors



Mosaico Palomastone Graphite
30x30 (5x5) 12"x12"
M 45

Disponible en todos los colores
Available in all colours.
Disponible dans tous les colors

TECHNICAL SPECIFICATIONS



*Posibilidad de tratamiento C2/C3 sobre el acabado natural. Consulte condiciones. Este tratamiento puede producir cambio de color en las tonalidades oscuras.
*Possibility to get C2/C3 anti-slip rating for Nat finish. Check conditions. This process may generate shade variation in dark colours.
*Possibilité de traitement C2/C3 sur la finition naturelle. Consultez les conditions. Ce traitement peut produire un changement de couleur dans les tons foncés.



TAU

Wall and Floor tile Palomastone Silver 60x120.

PALOMASTONE



Floor tile Palomastone White 60x120

Wall tile Palomastone wall Graphite 33,3x100. Riv Edra Palomastone Graphite 16,3x51,7.
Floor tile Palomastone Graphite 90x90.





White
NCS S 1505-Y30R




Silver
NCS S 2502-Y



Graphite
NCS S 6005-Y80R



Wall tile Rlv Via Palomastone White 33,3x100x0,7, Palomastone Rlv Edra White 16,3x51,7



Wall tile Rlv Edra Palomastone Silver 16,3x51,7, Rlv Via Palomastone Silver 100x33,3.

Wall tile Rlv Edra Palomastone Silver 16,3x51,7, Palomastone Silver 75x150 Floor tile Palomastone Silver 75x150.





Linen
NCS S 0300-N

Tan
NCS S 3005Y20R

Pearl
NCS S 0500-N

Silver
NCS S 1500-N
H6

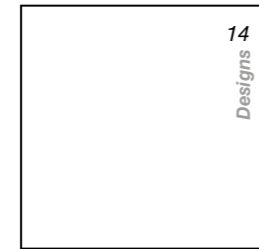
Gray
NCS S 3500-N

Natural Matt

ROADSTONE

Pcb V2 R

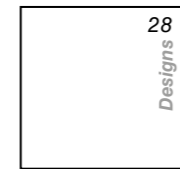
FORMATS



90x90 / 35"x35"
Natural M 24




75x150 / 30"x60"
Natural M 26
Disponible en Silver y Linen
Available in Silver and Linen
Disponible dans Silver et Linen



60x60 / 24"x24"
Natural M 13



30x60 / 12"x24"
Natural M 12



60x120 / 24"x48"
Natural M 23

MOSAICS



Longer Roadstone Linen
30x30 12"x12"
P21

Disponibles en todos los colores
Available in all colours.
Disponible dans tous les colors.



Longer Roadstone Mix
(Gray, Silver, Pearl)
30x30 12"x12"
P21

TECHNICAL SPECIFICATIONS



*Posibilidad de tratamiento C2/C3 sobre el acabado natural. Consulte condiciones.
Este tratamiento puede producir cambio de color en las tonalidades oscuras.
*Possibility to get C2/C3 anti-slip rating for Nat finish. Check conditions.
This process may generate shade variation in dark colours.
*Possibilité de traitement C2/C3 sur la finition naturelle. Consultez les conditions.
Ce traitement peut produire un changement de couleur dans les tons foncés.



Wall tile Roadstone Tan 90x90. Floor tile Roadstone Tan 90x90.



Floor tile Rennes Tan 25x150. Wall tile Roadstone Linen 90x90.

ROADSTONE LINEN 14 DESIGNS 90x90



Floor tile Brest Coffee 25x150. Wall tile Roadstone Gray 90x90.

SOAPSTONE

Natural Matt
Pulido Polished


P V2 R

FORMATS




05
Designs

90x180 / 35"x71"
Natural M 37
Pulido M 40



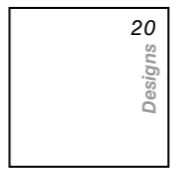
10
Designs

75x75 / 30"x30"
Natural M 18
Pulido M 21



10
Designs

60x120 / 24"x48"
Natural M 23
Pulido M 26




20
Designs

60x60 / 24"x24"
Natural M 13
Pulido M 15



40
Designs

30x60 / 12"x24"
Natural M 12
Pulido M 14



06
Designs

120x120 / 48"x48"
Natural M 32
Pulido M 37

Disponible en Silver y Tan
Available in Silver and Tan
Disponible dans Silver et Tan

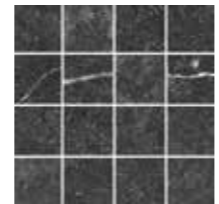
MOSAICS



Soapstone White
30x30 (7x7) 12"x12"
P9




Soapstone Silver
30x30 (7x7) 12"x12"
P9



Soapstone Graphite
30x30 (7x7) 12"x12"
P9



Soapstone Tan
30x30 (7x7) 12"x12"
P9



Soapstone Gray
30x30 (7x7) 12"x12"
P9

TECHNICAL SPECIFICATIONS

CUMPLE 0,1%
 PEI 3/4
 35 / 45
 RESISTE
RESISTE
RESISTE
GA
C5

*Posibilidad de tratamiento C2 sobre el acabado natural. Consulte condiciones. Este tratamiento puede producir cambio de color en las tonalidades oscuras.
 *Possibility to get C2 anti-slip rating for Nat finish. Check conditions. This process may generate shade variation in dark colours.
 *Possibilité de traitement C2 sur la finition naturelle. Consultez les conditions. Ce traitement peut produire un changement de couleur dans les tons foncés.



White
NCS S 1002-Y

Tan
NCS S 2005-Y50R

Silver
NCS S 1500-N

Gray
NCS S 3500-N

Graphite
NCS S 5502-B



TAU


Wall tile Soapstone Silver 90x180, Rivet Gray 60x60.

SOAPSTONE



Floor tile Soapstone Gray 90x180. Wall tile Soapstone Graphite and Gray 90x180.

SOAPSTONE GRAPHITE 10 DESIGNS 60x120



Wall tile Soapstone White and Tan 90x180.

Woods

COLLECTION

Bohars	172
Brest	176
Dover	180
Eternal	184
Forever	188
Marsala	192
Ontario	196
Origin	198
Ragusa	202
Rennes	206
Slonwood	210
Yukon	212

TAU

WOODS / MADERAS / BOIS

Woods

WOODS / MADERAS / BOIS



Natural Matt

BOHARS

P_{cb} V3+ TXT R_c

FORMATS



25x150 / 10"x59"

□ Natural M 22

HERA



Hera Olivo
16,3x51,7 6"x20"
□ M 24



Hera Camel
16,3x51,7 6"x20"
□ M 24

SPECIAL PIECES



Peldaño Extrusionado / Extruded Step
1200x320x30
P 40



Legno Bohars Olivo
22x22 8²¹/₃₂"x 8²¹/₃₂"
P6

Disponible en todos los colores.
Available in all colours.
Disponible dans tous les coloris.



Foor tile Bohars Olivo 25x150.

TECHNICAL SPECIFICATIONS

CUMPLE	< 0,5%	110/130	35 / 45	RESISTE	RESISTE	RESISTE	UA	C5	C1 / R9 NAT DCOF > 0,42

*Posibilidad de tratamiento C2 y C3 sobre el acabado natural. Consulte condiciones.
Este tratamiento puede producir cambio de color en las tonalidades oscuras.
*Possibility to get C2 and C3 anti-slip rating for Nat finish. Check conditions.
This process may generate shade variation in dark colours.
*Possibilité de traitement C2 at C3 sur la finition naturelle. Consultez les conditions.
Ce traitement peut produire un changement de couleur dans les tons foncés.

Olivo
NCS S 3005Y20R

Sand
NCS S 2010Y20R

Camel
NCS S 2010Y30R




Wall tile Bohars Sand 25x150. Floor tile Belcastel Silver 90x90.



Floor tile Bohars Olivo 25x150. Wall tile Roadstone Pearl 30x90, Maiolica Royalblue 7,5x30 and Dc. Roadstone Mix 30x90.

BOHARS OLIVO 33 DESIGNS 25x150





Sand
NCS S 2010Y20R



Tan
NCS S 4020-Y40R




Umber
NCS S 5010-Y30R

Natural Matt

BREST

Pcb V3 TXT Rc

FORMATS



25x150 / 10"x59"
Natural M 22

CASETTO



Casetto Brest Umber
90x90 35"x35"
Designs 09
Natural M 24

TECHNICAL SPECIFICATIONS

CUMPLE < 0,5% 110/130 45 / 60 RESISTE RESISTE RESISTE UA C5 C1 / R9
DCOF > 0,42

*Posibilidad de tratamiento C2 y C3 sobre el acabado natural. Consulte condiciones. Este tratamiento puede producir cambio de color en las tonalidades oscuras.
*Possibility to get C2 C3 anti-slip rating for Nat finish. Check conditions. This process may generate shade variation in dark colours.
*Possibilité de traitement C2 at C3 sur la finition naturelle. Consultez les conditions. Ce traitement peut produire un changement de couleur dans les tons foncés.



Floor tile Brest Tan 25x150

BREST



Floor tile Casetto Brest Umber 90x90

BREST UMBER 14 DESIGNS 25x150



Floor tile Roadstone Linen 90x90 and Casetto Brest Umber 90x90. Wall tile Brest Umber 25x150 and Moma Rusteel 320x160 (Ascale).



Sand
NCS S 3010-Y50R



Camel
NCS S 4010-Y50R



Coffee
NCS S 5010-Y50R



White
NCS S 2005-Y70R



Silver
NCS S 4005-Y80R

Natural Matt

DOVER

P V2 R

FORMATS

Designs 09

8x40 / 3,2"x16"

○ Natural M 27

Designs 21

20x120 / 8"x48"

□ Natural M 18

Designs 21

25x150 / 10"x59"

□ Natural M 22

Designs 09

22,5x180 / 9"x71"

□ Natural M 33

Designs 09

30x180 / 12"x71"

□ Natural M 33

TECHNICAL SPECIFICATIONS

CUMPLE	< 0,5%	110/130	35 / 45	RESISTE	RESISTE	RESISTE	UA	C5	C1 / R9 NAT DCOF > 0,42	

*Posibilidad de tratamiento C2/C3 sobre el acabado natural. Consulte condiciones. Este tratamiento puede producir cambio de color en las tonalidades oscuras.
*Possibility to get C2/C3 anti-slip rating for Nat finish. Check conditions. This process may generate shade variation in dark colours.
*Possibilité de traitement C2/C3 sur la finition naturelle. Consultez les conditions. Ce traitement peut produire un changement de couleur dans les tons foncés.



Floor tile Dover Camel 25x150. Wall tile Dover Coffee 25x150



Floor tile Dover Silver 25x150

DOVER SILVER 21 DESIGNS 25x150



Floor tile Dover White 25x150



Haya
NCS S 2005-Y40R



Olivo
NCS S 4005-Y20R



Roble
NCS S 4010-Y30R



Teka
NCS S 6010-Y50R

Natural Matt

ETERNAL

P V2 R_c

FORMATS



Designs 36

25x150 / 10"x59"

□ Natural M 22



Designs 18

25x100 / 10"x39"

○ Natural M 09

MOSAICS



Legno Eternal Haya
22x22 8²¹/₃₂"x 8²¹/₃₂"
P6



Legno Eternal Olivo
22x22 8²¹/₃₂"x 8²¹/₃₂"
P6



Legno Eternal Roble
22x22 8²¹/₃₂"x 8²¹/₃₂"
P6



Legno Eternal Teka
22x22 8²¹/₃₂"x 8²¹/₃₂"
P6

SPECIAL PIECES



Peldaño Extrusionado / Extruded Step
1200x317x40
P 40

Disponible en todos los colores.
Available in all colours.
Disponible dans tous les coloris.

TECHNICAL SPECIFICATIONS

CUMPLE	< 0,5%	110/130	35 / 45	RESISTE	RESISTE	RESISTE	UA	C5	C1 / R9 NAT. DCOF > 0,42

*Posibilidad de tratamiento C2/C3 sobre el acabado natural. Consulte condiciones.
Este tratamiento puede producir cambio de color en las tonalidades oscuras.
*Possibility to get C2/C3 anti-slip rating for Nat finish. Check conditions.
This process may generate shade variation in dark colours.
*Possibilité de traitement C2/C3 sur la finition naturelle. Consultez les conditions.
Ce traitement peut produire un changement de couleur dans les tons foncés.



Floor tile Eternal Roble 25x150. Wall tile Fidenza Pearl 60x120.



Floor tile Eternal Teko 25x150.

ETERNAL TEKA 18 DESIGNS 25x150



Floor tile Eternal Haya 25x150. Wall tile Maison Silver 60x120



Arce
NCS S 1002-Y



Tilo
NCS S 1502-Y



Haya
NCS S 1505-Y10R



Roble
NCS S 3010-Y30R




Olivo
NCS S 2005-Y20R

FOREVER Natural Matt Adz Antislip

P V3 R_c NR_o


FORMATS

≠ 20 Disponible en Haya, Olivo, Roble
Available in Haya, Olivo and Roble
Disponible dans Haya, Olivo et Roble




30x120,5 / 12"x48"

Adz M 33 ≠ 20



20x120 / 8"x48"

Natural M 18



25x100 / 10"x39"

Natural M 09
Adz M 09



15x60 / 6"x24"

Natural M 11
Adz M 11

MOSAICS



Forever Mosaico A
Haya / Roble / Arce (5x5)
30x30 12"x12"
M45



Forever Mosaico B
Tilo / Olivo (5x5)
30x30 12"x12"
M45



Legno Forever Roble
22x22 8²/₃₂" x 8²/₃₂"
P6

Disponibles en todos los colores
Available in all colours.
Disponible dans tous les colors.

TECHNICAL SPECIFICATIONS

CUMPLE < 0,5% 35 / 45 RESISTE RESISTE RESISTE UA C5 C1 / R9 NAT. C3 / R12 ADZ DCOF > 0,42

*Posibilidad de tratamiento C2/C3 sobre el acabado natural. Consulte condiciones. Este tratamiento puede producir cambio de color en las tonalidades oscuras.
*Possibility to get C2/C3 anti-slip rating for Nat finish. Check conditions. This process may generate shade variation in dark colours.
*Possibilité de traitement C2/C3 sur la finition naturelle. Consultez les conditions. Ce traitement peut produire un changement de couleur dans les tons foncés.



Floor tile Forever Tilo 20x120



Floor tile Forever Olivo 20x120.

FOREVER OLIVO 18 DESIGNS 20x120



Floor tile Forever Roble 20x120.



Tan
NCS S 1002-Y



Umber
NCS S 3010-Y20R




Gray
NCS S 4010-G90Y

MARSALA

Natural Matt
Adz Antislip


Pcb V3+ TXT R_c

FORMATS



20x120 / 8"x48"

□ Natural M 18



30x120,5 / 12"x48"

□ Adz M 33 \neq 20

\neq 20 Disponible en Umber y Gray
Available in Umber and Gray
Disponible dans Umber et Gray

MOSAICS

Disponibles en Natural
Available in Natural
Disponible dans Natural



Legno Marsala Tan
22x22 8²¹/₃₂"x 8²¹/₃₂"
P6



Legno Marsala Umber
22x22 8²¹/₃₂"x 8²¹/₃₂"
P6



Legno Marsala Gray
22x22 8²¹/₃₂"x 8²¹/₃₂"
P6

TECHNICAL SPECIFICATIONS

CUMPLE	< 0,5%	110/130	35 / 45	RESISTE	RESISTE	RESISTE	UA	C5
								C1 / R9 C3 / R11 ADZ DCOF > 0,42

*Posibilidad de tratamiento C2/C3 sobre el acabado natural. Consulte condiciones.
Este tratamiento puede producir cambio de color en las tonalidades oscuras.
*Possibility to get C2/C3 anti-slip rating for Nat finish. Check conditions.
This process may generate shade variation in dark colours.
*Possibilité de traitement C2/C3 sur la finition naturelle. Consultez les conditions.
Ce traitement peut produire un changement de couleur dans les tons foncés.




Floor tile Marsala Umber 20x120. Wall tile Fidenza Sand 60x120, Mosaic R+Q Fidenza Sand 30x30 and Marsala Umber 20x120



Floor tile Marsala Gray 20x120. Wall tile Marsala Gray 20x120

MARSALA GRAY 45 DESIGNS 20x120



Floor tile Marsala Tan 20x120. Wall tile Terracina Gray 60x120, R+Q Terracina Gray 29x29 and Roadstone Linen 30x90.



Natural Matt
ONTARIO Xtras
advanced qualities

Pcb V2+ TXT Rc

FORMATS

Designs 27

20x120 / 8"x48"

□ Natural M 18 ±6

ONTARIO 27 DESIGNS 20x120



TECHNICAL SPECIFICATIONS

CUMPLE	< 0,5%	110/130	35 / 45	RESISTE	RESISTE	RESISTE	UA	C5	C1 / R9 C3 / R11 ADZ DCOF > 0,42

*Posibilidad de tratamiento C2/C3 sobre el acabado natural. Consulte condiciones. Este tratamiento puede producir cambio de color en las tonalidades oscuras.
 *Possibility to get C2/C3 anti-slip rating for Nat finish. Check conditions. This process may generate shade variation in dark colours.
 *Possibilité de traitement C2/C3 sur la finition naturelle. Consultez les conditions. Ce traitement peut produire un changement de couleur dans les tons foncés.

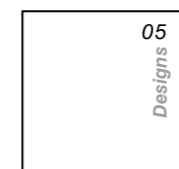


Floor tile Ontario 20x120. Terracotta White 33,3x33,3. Wall tile Cosmopolita Ivory 160x320

Natural Matt
ORIGIN


P V3+ TXT R

FORMATS




61x61 / 24"x24"
Adz M 27 **→ 20**
Disponibles en Silver y Sand
Available in Silver and Sand
Disponible dans Silver et Sand


→ 20 Disponible en Sand, Silver, Gray, Tan.
Available in Sand, Silver, Gray, Tan.
Disponible dans Sand, Silver, Gray, Tan.




30x180 / 12"x71"
Natural M 33



30x120,5 / 12"x71"
Adz M 33 **→ 20**
Disponibles en Silver, Sand, Gray, Tan
Available in Silver, Sand, Gray, Tan
Disponible dans Silver, Sand, Gray, Tan



22,5x180 / 9"x71"
Natural M 33



20x120 / 8"x48" **TXT**
Natural M 18

MOSAICS




Disponibles en todos los colores
Available in all colours.
Disponible dans tous les colors.

Legno Origin Tan
22x22 8²/₃₂"x 8²/₃₂"
P6



Origin Gray detail



Origin Umber detail

TECHNICAL SPECIFICATIONS

CUMPLE < 0,5% 35 / 45 RESISTE RESISTE RESISTE UA C5 C1 / R9 NAT
C3 / R11 ADZ
DCOF > 0,42

*Posibilidad de tratamiento C2/C3 sobre el acabado natural. Consulte condiciones.
Este tratamiento puede producir cambio de color en las tonalidades oscuras.
*Possibility to get C2/C3 anti-slip rating for Nat finish. Check conditions.
This process may generate shade variation in dark colours.
*Possibilité de traitement C2/C3 sur la finition naturelle. Consultez les conditions.
Ce traitement peut produire un changement de couleur dans les tons foncés.

Sand
NCS S 1005-Y20R

Silver
NCS S 1500-N

Umber
NCS S 4010-Y30R

Tan
NCS S 4020-Y30R

Gray
NCS S 3500-N



Wall tile Origin Tan 20x120 and Marquina Black 120x240. Floor tile Origin Tan 20x120



Floor tile Origin Umber 30x180.

ORIGIN UMBER 24 DESIGNS 22,5x180



Wall tile Origin Gray 22,5x180. Floor tile Origin Silver 22,5x180.



Sand
NCS S 1005-Y20R



Camel
NCS S 3020-Y20R



Umber
NCS S 4010-Y10R

RAGUSA

Natural Matt
Adz Antislip

Pcb V3+ Rc

FORMATS

Designs 45

20x120 / 8"x48"

Natural M 18

Adz M 19

MOSAICS



Legno Ragusa Sand
22x22 $8\frac{21}{32}'' \times 8\frac{21}{32}''$
P6



Legno Ragusa Camel
22x22 $8\frac{21}{32}'' \times 8\frac{21}{32}''$
P6




Legno Ragusa Umber
22x22 $8\frac{21}{32}'' \times 8\frac{21}{32}''$
P6

TECHNICAL SPECIFICATIONS

CUMPLE	< 0,5%	110/130	45 / 60	RESISTE	RESISTE	RESISTE	UA	C5	C1 / R10 NAT. C3 / R11 ADZ DCOF > 0,42

*Gradone disponible en 30x120
*Gradone available in 12"x48"
*Gradone disponible dans 30x120



Floor tile Ragusa Camel 20x120.



Floor tile Ragusa Sand 20x120 and Castrovillari White 60x120. Wall tile Alpi White 120x240

RAGUSA SAND 45 DESIGNS 20x120



Floor tile Ragusa Umber 20x120.



White
NCS S 1002-Y



Tan
NCS S 3020-Y40R




Umber
NCS S 5010-Y30R

Natural Matt

RENNES

P V3 TXT R

FORMATS



25x150 / 10"x59"
Natural M 22

CASETTO



Casetto Rennes White
90x90 35"x35"
Designs 09
Natural M 24



Casetto Rennes Umber
90x90 35"x35"
Designs 09
Natural M 24

TECHNICAL SPECIFICATIONS

CUMPLE	< 0,5%	110/130	35 / 45	RESISTE	RESISTE	RESISTE	UA	C5	C1 / R9 NAT. DCOF > 0,42

*Posibilidad de tratamiento C2/C3 sobre el acabado natural. Consulte condiciones. Este tratamiento puede producir cambio de color en las tonalidades oscuras.
*Possibility to get C2/C3 anti-slip rating for Nat finish. Check conditions. This process may generate shade variation in dark colours.
*Possibilité de traitement C2/C3 sur la finition naturelle. Consultez les conditions. Ce traitement peut produire un changement de couleur dans les tons foncés.



TAU

Floor tile Rennes Umber 25x150. Wall tile Roadstone Graphite 90x90.

RENNES



Floor tile Casetto Rennes White 90x90. Wall tile Roadstone Pearl 90x90 and Rennes White 25x150

CASSETO RENNES WHITE 9 DESIGNS 90x90





Natural Matt

SLONWOOD Xtras

advanced qualities

Pcb V2+ TXT Rc

FORMATS

Designs 42

20x120 / 8"x48"

Natural M 18 \pm 6

SLONWOOD 42 DESIGNS 20x120



TECHNICAL SPECIFICATIONS

CUMPLE	< 0,5%	110/130	35 / 45	RESISTE	RESISTE	RESISTE	UA	C5	C1 / R9 C3 / R11 ADZ DCOF > 0,42

*Posibilidad de tratamiento C2/C3 sobre el acabado natural. Consulte condiciones. Este tratamiento puede producir cambio de color en las tonalidades oscuras.
 *Possibility to get C2/C3 anti-slip rating for Nat finish. Check conditions. This process may generate shade variation in dark colours.
 *Possibilité de traitement C2/C3 sur la finition naturelle. Consultez les conditions. Ce traitement peut produire un changement de couleur dans les tons foncés.



Floor tile Slonwood 20x120. Borriolstone Sand 120x120.



Natural Matt

YUKON

Xtra6
advanced qualities

Pcb V2+ TXT Rc

FORMATS

Designs 30

20x120 / 8"x48"

□ Natural M 18 ±6

YUKON 42 DESIGNS 20x120




TECHNICAL SPECIFICATIONS

CUMPLE	< 0,5%	110/130	35 / 45	RESISTE	RESISTE	RESISTE	UA	C5	C1 / R9 C3 / R11 ADZ DCOF > 0,42

*Posibilidad de tratamiento C2/C3 sobre el acabado natural. Consulte condiciones. Este tratamiento puede producir cambio de color en las tonalidades oscuras.
 *Possibility to get C2/C3 anti-slip rating for Nat finish. Check conditions. This process may generate shade variation in dark colours.
 *Possibilité de traitement C2/C3 sur la finition naturelle. Consultez les conditions. Ce traitement peut produire un changement de couleur dans les tons foncés.



TAU



Floor tile Yukon 20x120 Elite White 90x90, Wall tile Norton 60x120 Palisandro Gray 120x260

Marbles

COLLECTION

Altamura	216
Arabescatto	220
Aurum Calacatta	224
Avorio	226
Axor Gold	230
Baranello	232
Condal Gold	236
Crotone	238
Dozza	242
Elite	246
Emporio	250
Explosion	254
Invictus	258
Legend	260
Marquina	264
Noya	268
Onice Gold	270
Panther	274
Portloren	278
Sahara	282
Sorrento	284
Taj Mahal	286
Torano	290
Travertino	294
Vanity Brown	296
Varenna	298
Varese	302

TAU

MARBLES / MARMOLES / MARBRES

Marbles

MARBLES / MARMOLES / MARBRES



Pearl
NCS S 0500-N



Silver
NCS S 1500-N



Gray
NCS S 4000-N

ALTAMURA

Natural Matt
Pulido Polished

P V2+ Rc

FORMATS




06
Designs

Disponibles en Gray y Pearl
Available in Gray and Pearl
Disponible dans Gray et Pearl

75x150 / 30"x60"


- ☐ Natural M 26
- ☐ Pulido M 32



28
Designs

75x75 / 30"x30"

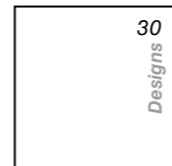
- ☐ Natural M 18
- ☐ Pulido M 21



15
Designs

60x120 / 24"x48"

- ☐ Natural M 23
- ☐ Pulido M 26



30
Designs

60x60 / 24"x24"

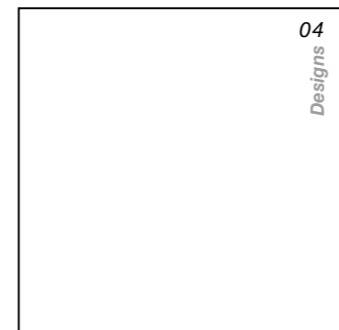
- ☐ Natural M 13
- ☐ Pulido M 15



60
Designs

30x60 / 12"x24"

- ☐ Natural M 12
- ☐ Pulido M 14




04
Designs

120x120 / 48"x48"


- ☐ Pulido M 37

MOSAICS


Disponibles en Natural y Pulido
Available in Matt and Polished
Disponible dans Matt et Brillant




**Marmi
Altamura Gray**
(Altamura Gray/Baranello White)
20x40 8"x16"
P10



TC Altamura Pearl
30x30 12"x12"
P19



TC Altamura Silver
30x30 12"x12"
P19



TC Altamura Gray
30x30 12"x12"
P19

TECHNICAL SPECIFICATIONS



*Posibilidad de tratamiento C2 sobre el acabado natural. Consulte condiciones.
Este tratamiento puede producir cambio de color en las tonalidades oscuras.
*Possibility to get C2 anti-slip rating for Nat finish. Check conditions.
This process may generate shade variation in dark colours.
*Possibilité de traitement C2 sur la finition naturelle. Consultez les conditions.
Ce traitement peut produire un changement de couleur dans les tons foncés.




Wall and floor tile Altamura Gray 60x120.



Floor and Wall tile Altamura Pearl 30x60.

ALTAMURA PEARL 15 DESIGNS 60x120



Wall tile Altamura Silver 60x120. Floor tile Altamura Silver 60x60.




ARABESCATTO

Natural Matt
Pulido Polished

P V2 R

FORMATS




90x180 / 35"x71"
Natural M 37
Pulido M 40



60x60 / 24"x24"
Natural M 13
Pulido M 15



30x60 / 12"x24"
Natural M 12
Pulido M 15



120x120 / 48"x48"
Natural M 32
Pulido M 37



60x120 / 24"x48"
Natural M 23
Pulido M 26

MOSAICS



Mosaico Arabescatto
30x30 (5x5) 12"x12"
M45



Mosaico Arabescatto White
30x30 (5x5) 12"x12"
M45

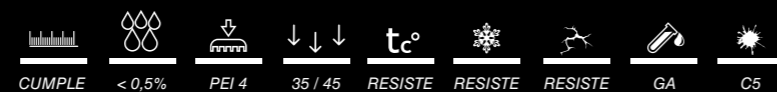


White
NCS S 0300-N



Arabescatto
NCS S 0300-N

TECHNICAL SPECIFICATIONS



TAU

Floor tile Arabescatto White pulido 120x120

ARABESCATTO



Wall tile Arabescatto pulido 60x120. Floor tile Lema Graphite 30x30 (3x15), Lema Graphite 30x30 (3x15).

ARABESCATTO 16 DESIGNS 60x120



Wall tile Arabescatto 60x120. Floor tile Arabescatto 120x120

Pulido Polished

AURUM CALACATTA

P V2 R


FORMATS



08

Designs


120x120 / 48"x48"
Pulido M 37



08

Designs

60x120 / 24"x48"
Pulido M 26



08

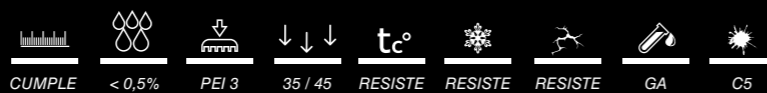
Designs

90x90 / 35"x35"
Pulido M 27

TECHNICAL SPECIFICATIONS



White
NCS 1000-N



TAU

Floor tile Aurum Calacatta 120x120

AURUM CALACATTA




AVORIO


Natural Matt
Pulido Polished

P V2 R

FORMATS



60x120 / 24"x48"
 Natural M 23
 Pulido M 26



120x120 / 48"x48"
 Natural M 32
 Pulido M 37


TECHNICAL SPECIFICATIONS

CUMPLE < 0,5% PEI 3 35 / 45 t_c RESISTE RESISTE RESISTE GA C5



Cream
NCS S 1005Y30R

*Posibilidad de tratamiento C2 sobre el acabado natural. Consulte condiciones.
 Este tratamiento puede producir cambio de color en las tonalidades oscuras.
 *Possibility to get C2 anti-slip rating for Nat finish. Check conditions.
 This process may generate shade variation in dark colours.
 *Possibilité de traitement C2 sur la finition naturelle. Consultez les conditions.
 Ce traitement peut produire un changement de couleur dans les tons foncés.



TAU



AVORIO CREAM 18 DESIGNS 60x120

Floor tile Avorio Cream 60x120. Wall tile Castrovillari White 60x120






Pulido Polished

AXOR GOLD

P V2 R


FORMATS



08

Designs


120x120 / 48"x48"
Pulido M 37



08

Designs

60x120 / 24"x48"
Pulido M 26



08


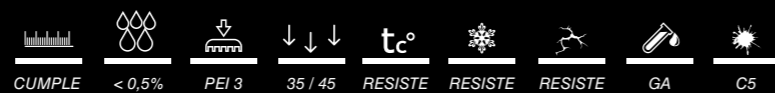
Designs

90x90 / 35"x35"
Pulido M 27

TECHNICAL SPECIFICATIONS



White
NCS 1502-Y50R




TAU

BARANELLO

Natural Matt
Pulido Polished

P V2 R

FORMATS




75x150 / 30"x60"

☐ Natural M 26
☐ Pulido M 32



75x75 / 30"x30"

☐ Natural M 18
☐ Pulido M 21



60x120 / 24"x48"

☐ Natural M 23
☐ Pulido M 26




60x60 / 24"x24"

☐ Natural M 13
☐ Pulido M 15

MOSAICS

Disponibles en Natural y Pulido
Available in Matt and Polished
Disponible dans Natural et Brillant



**Marmi
Baranello
White**

(Baranello White/
Altamura Gray)
20x40 8"x16"
P10




Mosaico Didier
28x28 (3x3)
P26

Disponibles en acabado natural
Available in Matt finish
Disponible dans finition Mate



**Mosaico Baranello
White**
30x30 (5x5) 12"x12"
M45



Baranello White
30x30 (3,2x3,2) 12"x12"
P12

TECHNICAL SPECIFICATIONS



*Posibilidad de tratamiento C2 sobre el acabado natural. Consulte condiciones.
Este tratamiento puede producir cambio de color en las tonalidades oscuras.
*Possibility to get C2 anti-slip rating for Nat finish. Check conditions.
This process may generate shade variation in dark colours.
*Possibilité de traitement C2 sur la finition naturelle. Consultez les conditions.
Ce traitement peut produire un changement de couleur dans les tons foncés.



White
NCS S 0300-N



TAU



BARANELLO WHITE 15 DESIGNS 60x120

Wall tile Baranello White 60x120. Floor tile Baranello White 60x120.





Pulido Polished

CONDAL GOLD

P V2 R

FORMATS



90x90 / 35"x35"
Pulido M 27

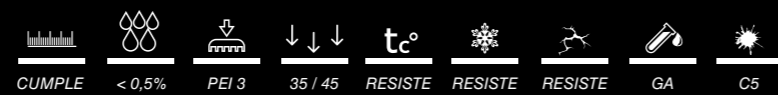


60x120 / 24"x48"
Pulido M 26

TECHNICAL SPECIFICATIONS



White
NCS 1002-650Y



Floor tile Condal Gold 90x90

CONDAL GOLD



Sand
NCS S 1005-Y20R



Tan
NCS S 4005-450R



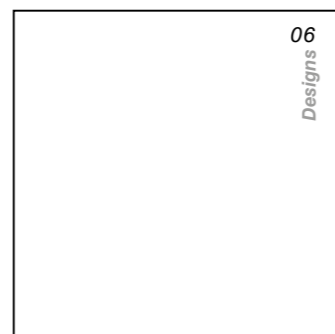
Umber
NCS S 5010-Y10R

CROTONE

Natural Matt
Pulido Polished

P V2 R

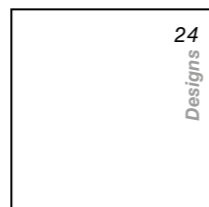
FORMATS



06

Designs

120x120 / 48"x48"
Pulido M 37



24

Designs

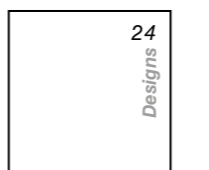
75x75 / 30"x30"
Natural M 18
Pulido M 21



15

Designs

60x120 / 24"x48"
Natural M 23
Pulido M 26



24

Designs

60x60 / 24"x24"
Natural M 13
Pulido M 15

MOSAICS

Disponibles en Natural y Pulido
Available in Matt and Polished
Disponible dans Mate et Brillant




Marmi Crotone
(Umber / Sand)
20x40 8"x16"
P10



TC Crotone Sand
30x30 12"x12"
P19



TC Crotone Tan
30x30 12"x12"
P19



TC Crotone Umber
30x30 12"x12"
P19

TECHNICAL SPECIFICATIONS

CUMPLE < 0,5% PEI 3 35 / 45 RESISTE RESISTE RESISTE GA C5

*Posibilidad de tratamiento C2 sobre el acabado natural. Consulte condiciones.
Este tratamiento puede producir cambio de color en las tonalidades oscuras.
*Possibility to get C2 anti-slip rating for Nat finish. Check conditions.
This process may generate shade variation in dark colours.
*Possibilité de traitement C2 sur la finition naturelle. Consultez les conditions.
Ce traitement peut produire un changement de couleur dans les tons foncés.



TAU

Wall and floor tile Crotone Tan 60x120.

CROTONE



Wall tile *Crotone Umber* 60x120 And TC *Crotone Umber* 30x30. Floor tile *Crotone Umber* 120x120.

CROTONE UMBER 15 DESIGNS 60x120



Wall tile *Crotone Sand* 60x120. Floor tile *Crotone Sand* 120x120.



DOZZA

Natural
Pulido Polished

P V2 R

FORMATS




120x120 / 48"x48"
Pulido M 37



75x75 / 30"x30"
Pulido M 21



60x60 / 24"x24"
Pulido M 15



60x120 / 24"x48"
Pulido M 26



White
NCS S 0300-N

MOSAICS



TC Dozza Gold
30x30 12"x12"
P19



TC Dozza White
30x30 12"x12"
P19



Gold
NCS S 1002-G

TECHNICAL SPECIFICATIONS

CUMPLE < 0,5% PEI 4 35 / 45 t° RESISTE RESISTE RESISTE GA C5




TAU

Floor tile Dozza Gold 60x120. Wall tile Dozza Gold 40x120 and TC Dozza Gold 30x30.



Wall tile Dozza Gold 60x120 and Incontro Gold 40x120 Floor tile Dozza Gold 60x120.

DOZZA GOLD 12 DESIGNS 60x120



Wall tile Dozza White 60x120, Riv Dozza White 40x120. Floor tile Dozza White 60x120.

ELITE


Natural Matt
Pulido Polished
Granilla Pulida High Polished

Pcb V2 Rc

FORMATS




White
NCS S 1502-Y50R



90x180 / 35"x72"

- ☐ Natural M 37
- ☐ Pulido M 40




60x120 / 24"x48"

- ☐ Natural M 23
- ☐ Pulido M 26
- ☐ High Polished colour Black M 29

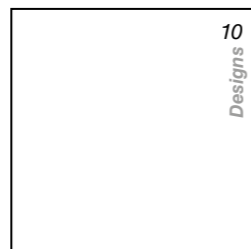


Silver
NCS S 3000-N



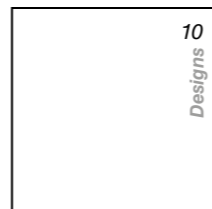
120x120 / 48"x48"

- ☐ Natural M 32
- ☐ Pulido M 37
- ☐ High Polished colour Black M 40



90x90 / 35"x35"

- ☐ Natural M 24
- ☐ Pulido M 27

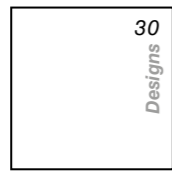


75x75 / 30"x30"

- ☐ Natural M 18
- ☐ Pulido M 21



Gray
NCS S 4005-Y50R



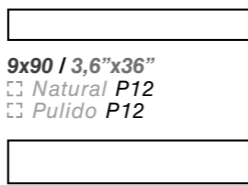
60x60 / 24"x24"

- ☐ Natural M 13
- ☐ Pulido M 15



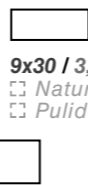
30x60 / 12"x24"

- ☐ Natural M 12
- ☐ Pulido M 15



9x90 / 3,6"x36"

- ☐ Natural P12
- ☐ Pulido P12



9x30 / 3,6"x12"

- ☐ Natural M32
- ☐ Pulido M33




Greige
NCS S 4005-Y50R

15x120 / 36"x72"

- ☐ Natural P 08
- ☐ Pulido P 10

MOSAICS

Disponibles en Natural
Available in Matt
Disponible dans Matt



Elite Black
30x30 (5x5) 12"x12"

- ☐ Natural M45
- ☐ Pulido M45



Hex. Elite Black
32,5x22,5 13"x9"

- ☐ Natural P17
- ☐ Pulido P17



Graphite
NCS S 5005-Y80R



Black
NCS S 8500-N

Disponibles en Granilla pulida
Available in High Polished
Disponibles en Formatos
120x120, 60x120
Available in Formatos
120x120, 60x120

TECHNICAL SPECIFICATIONS

CUMPLE	< 0,5%	35 / 45	RESISTE	RESISTE	RESISTE	GA	C5

*Posibilidad de tratamiento C2/C3 sobre el acabado natural. Consulte condiciones.
Este tratamiento puede producir cambio de color en las tonalidades oscuras.
*Possibility to get C2/C3 anti-slip rating for Nat finish. Check conditions.
This process may generate shade variation in dark colours.
*Possibilité de traitement C2/C3 sur la finition naturelle. Consultez les conditions.
Ce traitement peut produire un changement de couleur dans les tons foncés.




Wall tile Elite Black 120x120, Taj Mahal 120x120. Floor tile Elite Black 120x120



Wall tile Integra Graphite 60x120 Integra Gray 60x120. Floor tile Elite Graphite 120x120.

ELITE GRAY 15 DESIGNS 60x120



Wall tile Elite Gray Pulido 9x30, Elite Gray Pulido 30x60 Floor tile Elite Gray Pulido 30x60, Elite Gray Pulido 5x5

EMPORIO

Natural Matt
Pulido Polished

P V2 R


FORMATS



120x260 / 48"x102"

☐ Natural M 38
☐ Pulido M 48

Hasta fin de existencias
Until end of stock
Jusqu'à épuisement des stocks




120x120 / 48"x48"

☐ Natural M 32
☐ Pulido M 37

120x280 / 48"x112"


☐ Natural M 40 \neq 6
☐ Pulido M 50 \neq 6

Bajo pedido, consulte condiciones
Upon request, Check conditions
sur demande, voir conditions



75x150 / 30"x60"

☐ Natural M 26
☐ Pulido M 32



60x120 / 24"x48"

☐ Natural M 23
☐ Pulido M 26



60x60 / 24"x24"

☐ Natural M 13
☐ Pulido M 15



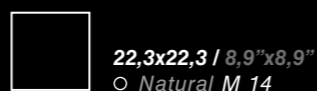
30x60 / 12"x24"

☐ Natural M 12
☐ Pulido M 14



19,8x22,8 / 8"x9"


○ Natural M 24



22,3x22,3 / 8,9"x8,9"

○ Natural M 14

MOSAICS



Emporio
30x30 (5x5) 12"x12"

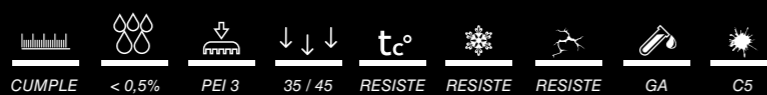
☐ Natural / Pulido M 45



Emporio
30x30 (7x7) 12"x12"

☐ Natural / Pulido P 9

TECHNICAL SPECIFICATIONS



*Posibilidad de tratamiento C2 sobre el acabado natural. Consulte condiciones.

Este tratamiento puede producir cambio de color en las tonalidades oscuras.

*Possibility to get C2 anti-slip rating for Nat finish. Check conditions.

This process may generate shade variation in dark colours.

*Possibilité de traitement C2 sur la finition naturelle. Consultez les conditions.

Ce traitement peut produire un changement de couleur dans les tons foncés.



TAU



EMPORIO CALACATTA 10 DESIGNS 60x120



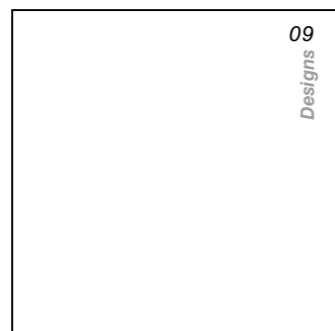
Floor and Wall tile Emporio Calacatta 60x120.



Granilla Pulida High Polished
EXPLOSION

P V3 R

FORMATS



09

Designs

120x120 / 48"x48"

Granilla Pulida M 40



18

Designs

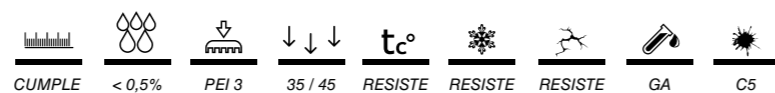
60x120 / 24"x48"

Granilla Pulida M 29



Blue
NCS S 5030- R90B

TECHNICAL SPECIFICATIONS



Wall and Floor Tile Explosion Blue 120x120.



EXPLOSION BLUE 9 DESIGNS 120x120



Wall tile Explosion Blue 60x120, Floor tile Belcastel Graphite 60x120, Origin Gray 20x120

Pulido Polished

INVICTUS

P V2 R

FORMATS



90x90 / 35"x35"
Pulido M 27

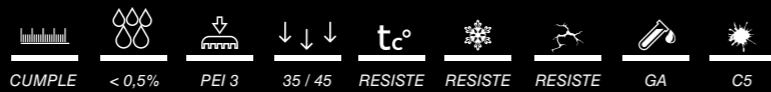


60x120 / 24"x48"
Pulido M 26


TECHNICAL SPECIFICATIONS



White
NCS 1502-450R



TAU



Floor tile Invictus White 90x90

INVICTUS

Pulido Polished

LEGEND

P V2 R


FORMATS



120x120 / 48"x48"
Pulido M 37



75x75 / 30"x30"
Pulido M 21



60x120 / 24"x48"
Pulido M 26



60x60 / 24"x24"
Pulido M 15

MOSAICS



Marmi Legend Sand
(Legend Sand / Crotona Umber)
20x40 8"x16"
P10

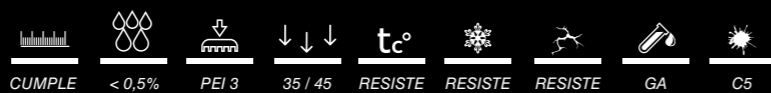


TC Legend Sand
30x30 12"x12"
P19

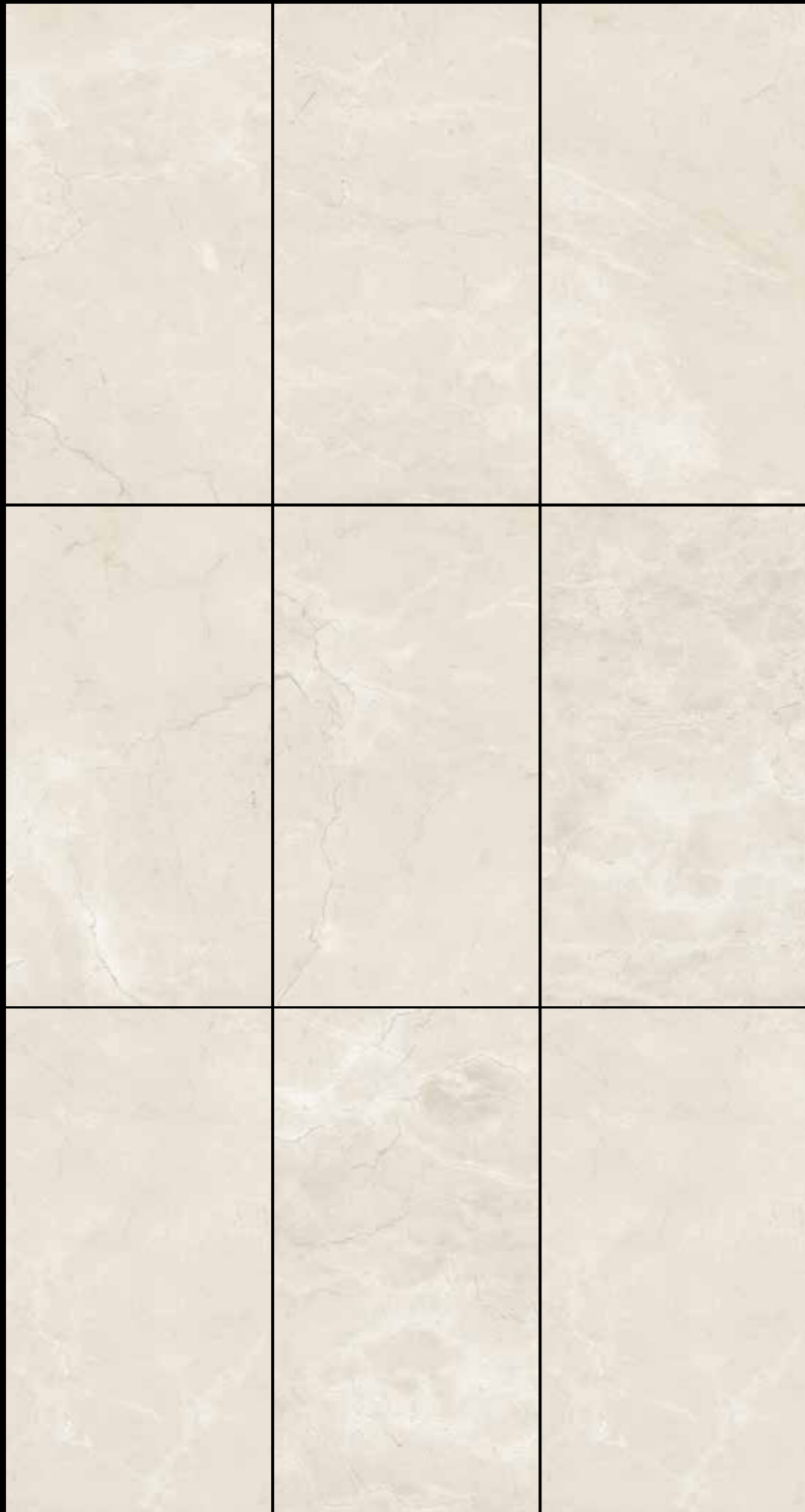
TECHNICAL SPECIFICATIONS



Sand
NCS S 1005-Y20R



Wall tile Legend Sand 120x120. Floor tile Legend Sand 60x120



LEGEND SAND 15 DESIGNS 60x120

Floor tile Legend Sand 60x120. Wall tile Legend Sand 60x120 and Iseo Sand 30x90.




MARQUINA

Natural Matt
Pulido Polished

Pcb V2 Rc

FORMATS



120 x 260 / 48"x102"

□ Natural M 38 $\neq 6$
□ Pulido M 48 $\neq 6$


Hasta fin de existencias
Until end of stock
Jusqu'à épuisement des stocks

120x280 / 48"x112"


□ Natural M 38 $\neq 6$
□ Pulido M 48 $\neq 6$

Bajo pedido, consulte condiciones
Upon request, Check conditions
sur demande, voir conditions

MOSAICS



Aurea Marquina Black
29,5x26,5 11 $\frac{3}{4}$ "x10 $\frac{1}{16}$ "
P26 $\neq 6$


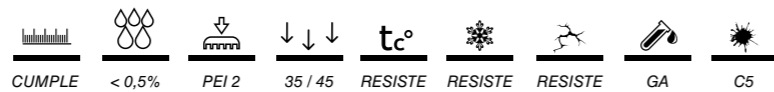


Sqr Marquina Black
28x28 11 $\frac{1}{32}$ "x11 $\frac{1}{32}$ "
P29 $\neq 6$

TECHNICAL SPECIFICATIONS



Black
NCS S 8500-N




TAU



Floor and Wall tile Origin Tan 22,5x180. Wall tile Marquina Black 120x260 \pm 6

MARQUINA BLACK 4 DESIGNS 120x260




Wall tile Marquina Black 120x260 and Castrovillari White 60x120

Pulido Polished


NOYA

P V2 R

FORMATS



120x120 / 48"x48"
Pulido M 37



60x120 / 24"x48"
Pulido M 26

TECHNICAL SPECIFICATIONS



Almond
NCS S 2005 - Y90R

CUMPLE
 < 0,5%
 PEI 3
 35 / 45
 t_c°
 RESISTE
 RESISTE
 RESISTE
 GA
 C5

TAU



Floor tile Noya 120x120. Wall tile Boreal Umber 160x320


NOYA

ONICE GOLD

Natural Matt
Pulido Polished

P V2 R

FORMATS



120x260 48"x104"

- ☐ Natural M 38
- ☐ Polished M 48

Hasta fin de existen
Until end of stock
Jusqu'à épuisement des stocks

120x280 48"x104"


- ☐ Natural M 38
- ☐ Polished M 48

Bajo pedido, consulte condiciones
Upon request, Check conditions
sur demande, voir conditions



75x75 / 30"x30"

- ☐ Natural M 21
- ☐ Pulido M 21



75x150 / 30"x60"

- ☐ Natural M 26
- ☐ Pulido M 32

TECHNICAL SPECIFICATIONS



Gold
NCS S 1005-Y20R



CUMPLE



< 0,5%



PEI 3



35 / 45



RESISTE



RESISTE



RESISTE



GA



C5



TAU



Wall tile Onice Gold 120x260. Floor tile Bohars Olivo 25x150.

ONICE GOLD 16 DESIGNS 75x75






Black
NCS S 8500-N

Granilla Pulida High Polished
PANTHER

P V3 R_c

FORMATS



11
Designs

120x120 / 48"x48"
Granilla Pulida M 40



22
Designs

60x120 / 24"x48"
Granilla Pulida M 29

TECHNICAL SPECIFICATIONS

CUMPLE
 < 0,5%
 PEI 2
 35 / 45
 t^c
 RESISTE
 RESISTE
 RESISTE
 GA
 C5




Wall tile Panther Black 120x120. Floor tile Taj Mahal white 120x120




Wall tile Panther Black 120x120. Floor tile Taj Mahal Nacar 120x120.

PANTHER BLACK 11 DESIGNS 120x120



Wall tile Panther Black 120x120. Floor tile Varese Onice 60x120.




PORTLOREN

Natural Matt
Pulido Polished

P V2 R

FORMATS



120x260 / 48"x104"

☐ Natural M 38 ±6

☐ Pulido M 48 ±6

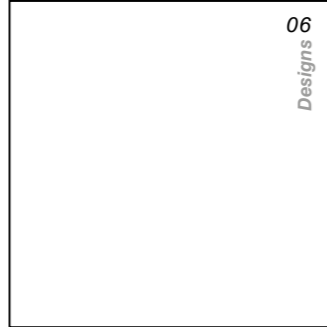
Hasta fin de existencias
Until end of stock
Jusqu'à épuisement des stocks

120x280 / 48"x112"

☐ Natural M 38 ±6


☐ Pulido M 48 ±6

Bajo pedido, consulte condiciones
Upon request, Check conditions
sur demande, voir conditions



120x120 / 48"x48"

☐ Granilla Pulida M 40



60x120 / 24"x48"

☐ Granilla Pulida M 29

SPECIAL PIECES

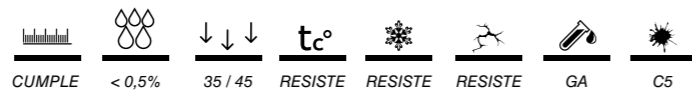


Stecche
(Portloren/Varenna)
40x30 16"x12"
☐ Pulido P19


TECHNICAL SPECIFICATIONS



Black
NCS S 8500-N



TAU




Wall tile Varenna Carrara 30x90. Floor tile Portloren Black 120x120.

PORTLOREN



Floor tile Portloren Black and Varenn Carrara 120x120. Wall tile Varenn Carrara 120x120.

PORTLOREN BLACK 06 DESIGNS 120x120




SAHARA

Natural Matt
Pulido Polished

P V2 R

FORMATS



03
Designs

120x120 / 48"x48"

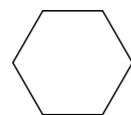
☐ Natural M 32
☐ Pulido M 37



06
Designs

60x120 / 24"x48"

☐ Natural M 23
☐ Pulido M 26



19,8x22,8 / 8"x9"

☐ Natural M 24



22,3x22,3 / 8,9"x8,9"

☐ Natural M 14

MOSAICS




Mosaico Sahara White
30x30 (5x5) 12"x12"
☐ Natural / Pulido M45

SMALL SIZES

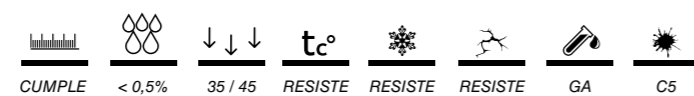


Sahara White
19,8x22,8 / 8"x9"
○ Natural M24



Sahara White
22,3x22,3 / 8,9"x8,9"
○ Natural M 14

TECHNICAL SPECIFICATIONS



*Posibilidad de tratamiento C2 sobre el acabado natural. Consulte condiciones. Este tratamiento puede producir cambio de color en las tonalidades oscuras.
*Possibility to get C2 anti-slip rating for Nat finish. Check conditions. This process may generate shade variation in dark colours.
*Possibilité de traitement C2 sur la finition naturelle. Consultez les conditions. Ce traitement peut produire un changement de couleur dans les tons foncés.



White
NCS S 0300-N






SORRENTO


Natural Matt
Pulido Polished
Texturado Textured

P V2 TXT Rc

FORMATS




120x120 / 48"x48"
Natural M 32
Pulido M 37
Textured M 34



60x120 / 24"x48"
Natural M 23
Pulido M 26
Textured M 26



60x60 / 24"x24"
Natural M 13
Pulido M 15
Textured M 15



30x60 / 12"x24"
Natural M 12
Pulido M 14
Textured M 14

MOSAICS



Mosaico Sorrento White
30x30 (5x5) 12"x12"
M45

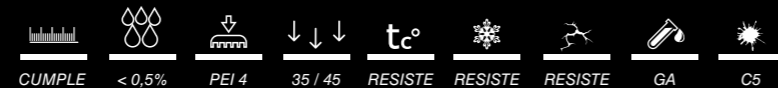


Mosaico Sorrento White Pul.
30x30 (5x5) 12"x12"
M45

TECHNICAL SPECIFICATIONS



White
NCS 0300-N



TAU

Floor tile Sorrento White Polished 120x120

SORRENTO



White
NCS S 0300-N



Nacar
NCS S 1502-Y



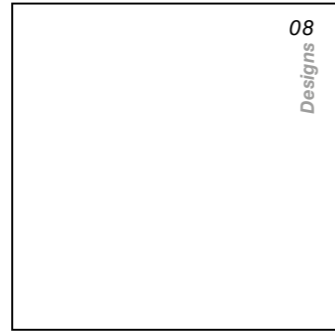
Seagreen
NCS S 4010 - B50G

Granilla Pulida High Polished

TAJ MAHAL

P V3+ Rc

FORMATS

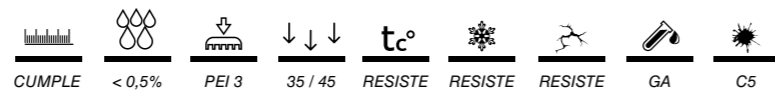


120x120 / 48"x48"
Granilla Pulida M 40



60x120 / 24"x48"
Granilla Pulida M 29

TECHNICAL SPECIFICATIONS



TAU



Wall tile Taj Mahal Seagreen 60x120, Metal Seagreen 60x120, Hex Metal Seagreen 32,5x22,5, Floor tile Taj Mahal Seagreen 60x120



Wall tile Cosmic Black 60x120. Floor tile Taj Mahal White 120x120.

TAJ MAHAL WHITE 08 DESIGNS 120x120




Wall tile Panther Black 120x120. Floor tile Taj Mahal Nacar 120x120.

TORANO

Natural Matt
Pulido Polished

P V2 R

FORMATS



05
Designs

90x180 / 35"x71"


☐ Natural M 37
☐ Pulido M 40



12
Designs

45x90 / 18"x35"

☐ Natural M 22
☐ Pulido M 23



10
Designs

90x90 / 35"x35"


☐ Natural M 24
☐ Pulido M 27



30
Designs

60x60 / 24"x24"

☐ Natural M 13
☐ Pulido M 15



60
Designs

30x60 / 12"x24"

☐ Natural M 12
☐ Pulido M 14

MOSAICS

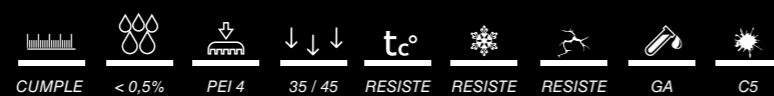


Torano Statuario
30x30 (7x7) 12"x12"
P9



Mosaico Torano Statuario
30x30 (3,2x3,2) 12"x12"
P12

TECHNICAL SPECIFICATIONS



*Posibilidad de tratamiento C2 sobre el acabado natural. Consulte condiciones.

*Possibility to get C2 anti-slip rating for Nat finish. Check conditions.


*Possibilité de traitement C2 sur la finition naturelle. Consultez les conditions.





Floor tile Altamura Silver 60x120 and TC Altamura Silver 30x30. Wall tile Torano Statuario 45x90.

TORANO STATUARIO 12 DESIGNS 45x90



Wall tile Torano Statuario 90x180. Floor tile Altamura Silver 120x120. Tops Torano Statuario and Grum Black 320x160 (Ascale)





Pulido Polished

VANITY BROWN

P V2 R

FORMATS



08
Designs


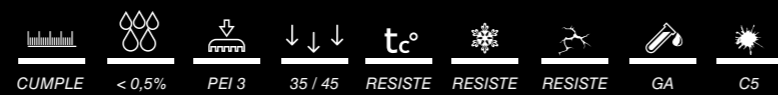
60x120 / 24"x48"

Pulido M 26

TECHNICAL SPECIFICATIONS



Brown
NCS 4005-Y50R



TAU

Floor tile Vanity Brown 60x120


VANITY BROWN

VARENNA

Natural Matt
Pulido Polished

P V2 R

FORMATS




120x260 / 48"x102"
 Natural M 38 \neq 6
 Pulido M 48 \neq 6

Hasta fin de existencias
 Until end of stock
 Jusqu'à épuisement des stocks




120x280 / 48"x112"
 Natural M 38 \neq 6
 Pulido M 48 \neq 6

Bajo pedido, consulte condiciones
 Upon request, Check conditions
 sur demande, voir conditions




75x75 / 30"x30"
 Natural M 18
 Pulido M 21




37,5x75 / 15"x30"
 Natural M 18
 Pulido M 21



60x60 / 24"x24"
 Natural M 13
 Pulido M 15



30x60 / 12"x24"
 Natural M 12
 Pulido M 14



60x120 / 24"x48"
 Natural M 23
 Pulido M 26


MOSAICS




Stecche
 (Portoreni/Varenna)
 40x30 16"x12"
 Pulido P19



Aurea Varenna
 Carrara
 24,5x28 9,9"x11,2"
 P26 \neq 6



Sqr Varenna Carrara
 28x28 11,1"x11,1"
 P29 \neq 6



Varenna
 30x30 (3,2x3,2) 12"x12"
 P12

TECHNICAL SPECIFICATIONS



*Posibilidad de tratamiento C2 sobre el acabado natural. Consulte condiciones.
 *Possibility to get C2 anti-slip rating for Nat finish. Check conditions.
 *Possibilité de traitement C2 sur la finition naturelle. Consultez les conditions.



TAU



Wall tile Alpi White and Grum Black 120x240. Floor tile Varenna Carrara 120x120.

VARENNA CARRARA 06 DESIGNS 120x120




Wall tile Varenna Carrara 30x60. Floor tile Varenna Carrara 60x60.

VARESE

Natural Matt
Pulido Polished

P V2 R


FORMATS



120x120 / 48"x48"

- ☐ Natural M 32
- ☐ Pulido M 37

Disponibles en color Onice
Available in Onice colour
Disponible dans color Onice



90x180 / 36"x71"

- ☐ Natural M 37
- ☐ Pulido M 40



60x120 / 24"x48"

- ☐ Natural M 23
- ☐ Pulido M 26

MOSAICS

Disponibles en todos los colores
Available in all colours
Disponible dans tous les colors

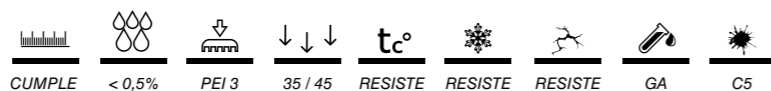


Varese Onice
30x30 (7x7) 12"x12"
P9



Mosaico Varese Onice
30x30 (3,2x3,2) 12"x12"
P12

TECHNICAL SPECIFICATIONS



*Posibilidad de tratamiento C2 sobre el acabado natural. Consulte condiciones.
*Possibility to get C2 anti-slip rating for Nat finish. Check conditions.
*Possibilité de traitement C2 sur la finition naturelle. Consultez les conditions.



Champagne
NCS S 1005-Y20R



Onice
NCS S 2005-Y20R



Pearl
NCS S 0500-N



Wall and Floor tile Varese Pearl 60x120.



Wall and Floor tile Varese Onice 90x180.

VARESE ONICE 04 DESIGNS 90x180



Wall and Floor tile Varese Onice 60x120.

Wall tile Varese Champagne 90x180, Origin Umber 30x180, Floor tile Varese Champagne 90x180, and Portloren 120x120



Basics

COLLECTION

Alpi	308
Grum	308
Botanico	310

TAU

BASICS / BÁSICOS / BASIQUES

Basics


MARBLES / MARMOLES / MARBRES

ALPI / GRUM

Natural Matt
Pulido Polished

Pcb V1 Rc

FORMATS



120x260 / 48"x102"

□ Natural M38 ±6

□ Pulido M48 ±6

Hasta fin de existencias
Until end of stock
Jusqu'à épuisement des stocks

120x280 / 48"x112"

□ Natural M 38 ±6

□ Pulido M 48 ±6

Bajo pedido, consulte condiciones
Upon request, Check conditions
sur demande, voir conditions

MOSAICS




Aurea Alpi
24,5x28 9,9"x11,2"
Natural P25
Pulido P26




Sqr Alpi
28x28 11"x11"
Natural P25
Pulido P26



Vernazza White
31,2x31 12"x12"
P17



Aurea Grum
24,5x28 9,9"x11,2"
Natural P25
Pulido P26



Sqr Grum
28x28 11"x11"
Natural P25
Pulido P26



Vernazza Black
30x30 12"x12"
P17

TECHNICAL SPECIFICATIONS

CUMPLE < 0,5% PEI 4 POL PEI 2/3 35 / 45 RESISTE RESISTE RESISTE UA C4/5 POL C5 MATT

Alpi
White
NCS S 0300-N

Grum
Black
NCS S 8500-N



Wall tile Grum Black 240x120 and Alpi White 240x120. Floor tile Grum Black 120x120.



Aquarelle
NCS S 2005-Y40R



Leaf
NCS S 4005-Y20R



Datura
NCS S 4010-Y30R




Foliage
NCS S 6010-Y50R

Natural Matt BOTANICO

Pcb V1 R&C

FORMATS



60x120 / 24"x48"
Natural P50



DC Aquarelle
60x120 / 24"x48"
Natural P50
Juego de 2 piezas
Set 2 piezas



DC Leaf
60x120 / 24"x48"
Natural P50
Juego de 2 piezas
Set 2 piezas



DC Datura
60x120 / 24"x48"
Natural P50
Juego de 2 piezas
Set 2 piezas



DC Foliage
60x120 / 24"x48"
Natural P50
Juego de 2 piezas
Set 2 piezas

TECHNICAL SPECIFICATIONS

- CUMPLE
- < 0,5%
- PEI 4 POL
PEI 2/3
- 35 / 45
- RESISTE
- RESISTE
- RESISTE
- UA
- C4/5 POL
C5 MATT



TAU

Wall tile DC Foliage 60x120.

Wall tile DC Datura 60x120, Lema Gray 60x120. Floor tile Lema Graphite 120x120.



Big Sizes

COLLECTION

Atlas Gray	314
Beam Rusteel	316
Bosco Black	318
Calacatta Green	320
Casania Gray	322
Decor+	324
Emporio Calacatta	326
Invisible Gold	328
Irostone Black	330
Magna Blue	332
Marquina Black	334
Onice Gold	336
Palisandro Gray	338
Portloren Black	340
Varenna	342

TAU

BIG SIZES

Big Sizes

120x280

120x260



Natural Matt
Pulido Polished

ATLAS GRAY

P V2 R_c

FORMATS



120x260 / 48"x104"

☐ Natural M 38

☐ Pulido M 48

*Hasta fin de existencias
Until end of stock
Jusqu'à épuisement des stocks*

120x280 / 48"x112"

☐ Natural M 38

☐ Pulido M 48

*Bajo pedido, consulte condiciones
Upon request, Check conditions
sur demande, voir conditions*


MULTICARA / MIX 4 Diseños diferentes / 4 Different Designs



Gray
NCS S 8500-N

TECHNICAL SPECIFICATIONS

CUMPLE
 < 0,5%
 35 / 45
 RESISTE
 RESISTE
 RESISTE
 UA
 C5



TAU

Wall tile Atlas Gray120x260 Floor tile Castrovillari White 120x120


ATLAS GRAY

Natural Matt
Pulido Polished

BEAM RUSTEEL

P V2 R

FORMATS



120x260 / 48"x104"

□ Natural M 38

Hasta fin de existencias
Until end of stock
Jusqu'à épuisement des stocks

120x280 / 48"x112"

□ Natural M 38

Bajo pedido, consulte condiciones
Upon request, Check conditions
sur demande, voir conditions


MULTICARA / MIX 6 Diseños diferentes / 6 Different Designs



Brown
NCS S 8005-Y50R

TECHNICAL SPECIFICATIONS

CUMPLE < 0,5% 35 / 45 RESISTE RESISTE RESISTE UA C5




Wall tile Beam Rusteel 120x260 Floor tile Devon Silver 120x120

Natural Matt
Pulido Polished

BOSCO BLACK

P V2 R_c

FORMATS



120x260 / 48"x104"

- ☐ Natural M 38
- ☐ Pulido M 48

*Hasta fin de existencias
Until end of stock
Jusqu'à épuisement des stocks*

120x280 / 48"x112"

- ☐ Natural M 38
- ☐ Pulido M 48

*Bajo pedido, consulte condiciones
Upon request, Check conditions
sur demande, voir conditions*


MULTICARA / MIX 3 Diseños diferentes / 3 Different Designs



Black
NCS S 8500-N

TECHNICAL SPECIFICATIONS

CUMPLE < 0,5% 35 / 45 t_c RESISTE RESISTE RESISTE UA C5



TAU

Wall tile Bosco Black 120x260 Floor tile Casetto Rennes Umber 90x90

BOSCO BLACK



Natural Matt
Pulido Polished

CALACATTA GREEN

P V2 R

FORMATS



120x260 / 48"x104"

- ☐ Natural M 38
- ☐ Pulido M 48

Hasta fin de existencias
Until end of stock
Jusqu'à épuisement des stocks

120x280 / 48"x112"

- ☐ Natural M 38
- ☐ Pulido M 48

Bajo pedido, consulte condiciones
Upon request, Check conditions
sur demande, voir conditions


MULTICARA / MIX 4 Diseños diferentes / 4 Different Designs



Green
NCS S 8500-N

TECHNICAL SPECIFICATIONS

CUMPLE < 0,5% 35 / 45 t° RESISTE RESISTE RESISTE UA C5



TAU

Wall tile Calacatta Green120x260 Floor tile Devon Tan 60x120



Natural Matt

CASANIA GRAY

P V2 R

FORMATS



120x260 / 48"x104"

Natural M 38

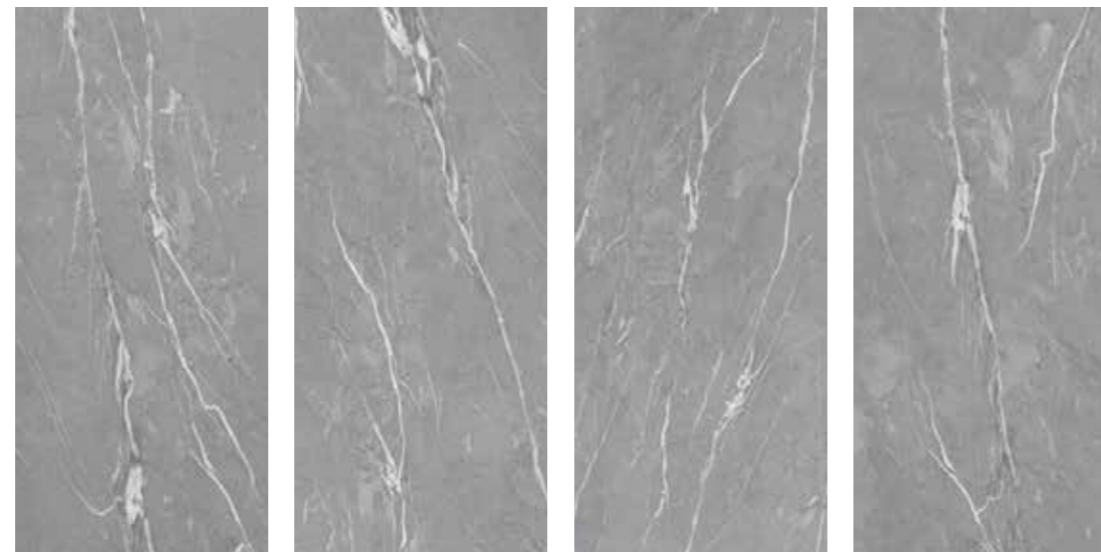
Hasta fin de existencias
Until end of stock
Jusqu'à épuisement des stocks

120x280 / 48"x112"

Natural M 38

Bajo pedido, consulte condiciones
Upon request, Check conditions
sur demande, voir conditions

MULTICARA / MIX 4 Diseños diferentes / 4 Different Designs



Gray
NCS S 7539-C

TECHNICAL SPECIFICATIONS

CUMPLE < 0,5% 35 / 45 t° RESISTE RESISTE RESISTE UA C5



TAU


Wall tile Casania Gray 120x260 Floor tile Casetto Rennes White 90x90

CASANIA GRAY

Natural Matt DECOR+

P V2 R

FORMATS



120x260 48"x104"

Natural P 47

Hasta fin de existencias
Until end of stock
Jusqu'à épuisement des stocks



Tropic
NCS S 0300-N



Jardín
NCS S 1002-G



Decor+ Tropic



Decor+ Jardín

TECHNICAL SPECIFICATIONS

CUMPLE	< 0,5%	35 / 45	RESISTE	RESISTE	RESISTE	UA	C5

TAU



Wall tile Tropic 120x260, Marquina 160x320. Floor tile Lema Graphite 120x120

Pulido Polished
Natural Matt

EMPORIO CALACATTA

P V2 R

FORMATS



120x260 48"x104"

☐ Natural M 38

☐ Polished M 48

*Hasta fin de existencias
Until end of stock
Jusqu'à épuisement des stocks*

120x280 48"x104"

☐ Natural M 38

☐ Polished M 48

*Bajo pedido, consulte condiciones
Upon request, Check conditions
sur demande, voir conditions*

MULTICARA / MIX 4 Diseños diferentes / 4 Different Designs



TECHNICAL SPECIFICATIONS

White
NCS S 0500-N

CUMPLIR < 0,5% 35 / 45 RESISTE RESISTE RESISTE UA C5




TAU

Pulido Polished
Natural Matt

INVISIBLE GOLD

P V2 R

FORMATS



120x260 48"x104"

☐ Natural M 38

☐ Polished M 48

*Hasta fin de existencias
Until end of stock
Jusqu'à épuisement des stocks*

120x280 48"x104"

☐ Natural M 38

☐ Polished M 48

*Bajo pedido, consulte condiciones
Upon request, Check conditions
sur demande, voir conditions*

MULTICARA / MIX 4 Diseños diferentes / 4 Different Designs



TECHNICAL SPECIFICATIONS



CUMPLE
 < 0,5%
 35 / 45
 RESISTE
 RESISTE
 RESISTE
 UA
 C5



TAU

Wall tile Invisible Gold 120x260 Floor tile Castrovillari Silver 120x120

INVISIBLE GOLD



Natural Matt
Pulido Polished

IRONSTONE BLACK

P V2 R_c

FORMATS



120x260 / 48"x104"

- ☐ Natural M 38
- ☐ Polished M 48

*Hasta fin de existencias
Until end of stock
Jusqu'à épuisement des stocks*

120x280 / 48"x112"

- ☐ Natural M 38
- ☐ Pulido M 48

*Bajo pedido, consulte condiciones
Upon request, Check conditions
sur demande, voir conditions*

MULTICARA / MIX 4 Diseños diferentes / 4 Different Designs



Black
NCS S 8500-N

TECHNICAL SPECIFICATIONS

CUMPLE **< 0,5%** **35 / 45** **RESISTE** **RESISTE** **RESISTE** **UA** **C5**



Wall tile Ironstone Black 120x260 Floor tile Cosmopolita Sand 60x60




Natural Matt
Pulido Polished

MAGNA BLUE

P V3 R_c

FORMATS



120x260 / 48"x104"

- ☐ Natural M 38
- ☐ Pulido M 48

Hasta fin de existencias
Until end of stock
Jusqu'à épuisement des stocks

120x280 / 48"x112"

- ☐ Natural M 38
- ☐ Pulido M 48

Bajo pedido, consulte condiciones
Upon request, Check conditions
sur demande, voir conditions


MULTICARA / MIX 4 Diseños diferentes / 4 Different Designs



Blue
NCS S 5005-B80G

TECHNICAL SPECIFICATIONS

CUMPLE
 < 0,5%
 35 / 45
 RESISTE
 RESISTE
 RESISTE
 UA
 C5



TAU

Wall tile Magna Blue 120x260 Floor tile Taj Mahal Nacar 120x120

Natural Matt
Pulido Polished

MARQUINA BLACK

P V2 R_c

FORMATS



120x260 / 48"x104"

☐ Natural M 38

☐ Pulido M 48

Hasta fin de existencias
Until end of stock
Jusqu'à épuisement des stocks


120x280 / 48"x112"

☐ Natural M 38

☐ Pulido M 48

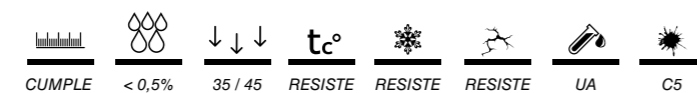
Bajo pedido, consulte condiciones
Upon request, Check conditions
sur demande, voir conditions

MULTICARA / MIX 4 Diseños diferentes / 4 Different Designs




Black
NCS S 8500-N

TECHNICAL SPECIFICATIONS



TAU






Natural Matt
Pulido Polished

ONICE GOLD

P V2 R

FORMATS



120x260 / 48"x104"

- ☐ Natural M 38
- ☐ Pulido M 48

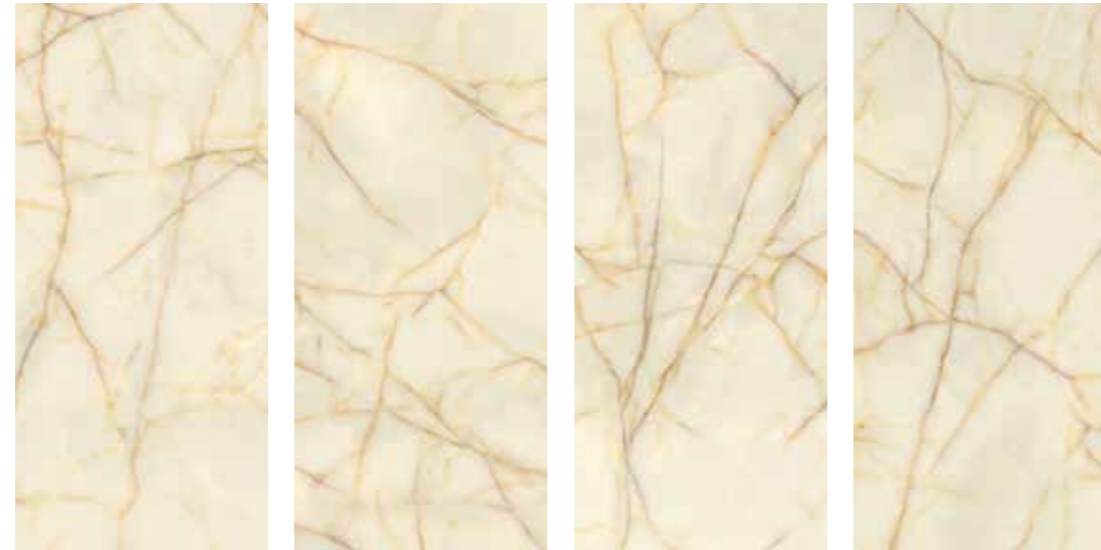
Hasta fin de existencias
Until end of stock
Jusqu'à épuisement des stocks

120x280 / 48"x112"

- ☐ Natural M 38
- ☐ Pulido M 48

Bajo pedido, consulte condiciones
Upon request, Check conditions
sur demande, voir conditions


MULTICARA / MIX 4 Diseños diferentes / 4 Different Designs



Gold
NCS S 1002-B50G

TECHNICAL SPECIFICATIONS

CUMPLE < 0,5% 35 / 45 t° RESISTE RESISTE RESISTE UA C5



TAU

Wall tile Onice Gold 120x260 Floor tile Onice Gold 120x260



Natural Matt
Pulido Polished

PALISANDRO GRAY

P V3 R_c

FORMATS



120x260 / 48"x104"

- ☐ Natural M 38
- ☐ Polished M 48

*Hasta fin de existencias
Until end of stock
Jusqu'à épuisement des stocks*

120x280 / 48"x112"

- ☐ Natural M 38
- ☐ Pulido M 48

*Bajo pedido, consulte condiciones
Upon request, Check conditions
sur demande, voir conditions*

MULTICARA / MIX 4 Diseños diferentes / 4 Different Designs



Gray
NCS S 413-C

TECHNICAL SPECIFICATIONS

CUMPLE	< 0,5%	35 / 45	RESISTE	RESISTE	RESISTE	UA	C5



TAU

Wall tile Palisandro Gray 120x260. Floor tile Bohar Olivo 25x150

PALISANDRO GRAY



Natural Matt
Pulido Polished

PORTLOREN BLACK

P V2 R

FORMATS



120x260 / 48"x104"

- ☐ Natural M 38
- ☐ Polished M 48

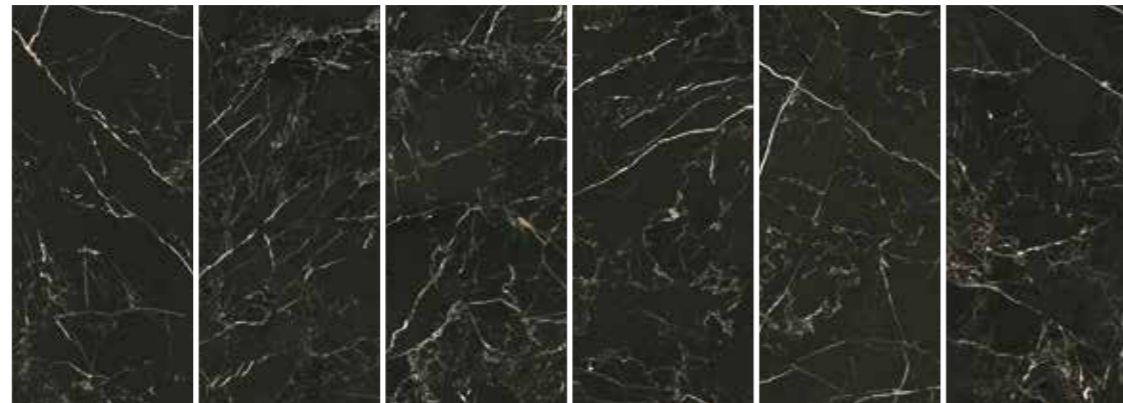
Hasta fin de existencias
Until end of stock
Jusqu'à épuisement des stocks

120x280 / 48"x112"

- ☐ Natural M 38
- ☐ Pulido M 48

Bajo pedido, consulte condiciones
Upon request, Check conditions
sur demande, voir conditions


MULTICARA / MIX 6 Diseños diferentes / 6 Different Designs



Black
NCS S 8500-N

TECHNICAL SPECIFICATIONS

CUMPLE
 < 0,5%
 35 / 45
 RESISTE
 RESISTE
 RESISTE
 UA
 C5




Wall tile Portloren Black 120x260 Floor tile Origin Tan 130x180

Pulido Polished
Natural Matt

VARENNA

P V2 R

FORMATS



120x260 48"x104"

☐ Natural M 38

☐ Polished M 48

*Hasta fin de existencias
Until end of stock
Jusqu'à épuisement des stocks*

120x280 48"x104"

☐ Natural M 38

☐ Polished M 48

*Bajo pedido, consulte condiciones
Upon request, Check conditions
sur demande, voir conditions*


MULTICARA / MIX 5 Diseños diferentes / 5 Different Designs



TECHNICAL SPECIFICATIONS



TAU




ATELLER

PORCELAIN / PORCELÁNICO / GRES CÉRAME



White
NCS S 1002-G



Linen
NCS S 2005-T20R



Sand
NCS S 2005-Y50R



Pearl
NCS S 2002-Y



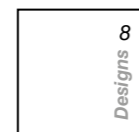
Gray
NCS S 4000-N

Natural Matt

EVIAN

P V2+ NR O


FORMATS



45x45 / 18"x18"

○ Natural M 9

EVIAN GRAY 8 DESIGNS 45x45



TECHNICAL SPECIFICATIONS



*Posibilidad de tratamiento C2/C3 sobre el acabado natural. Consulte condiciones. Este tratamiento puede producir cambio de color en las tonalidades oscuras.
 *Possibility to get C2/C3 anti-slip rating for Nat finish. Check conditions. This process may generate shade variation in dark colours.
 *Possibilité de traitement C2/C3 sur la finition naturelle. Consultez les conditions. Ce traitement peut produire un changement de couleur dans les tons foncés.

AELER



Floor tile Evian Gray 45x45.

Natural Matt

HERITAGE

P V4 R_c

FORMATS



60x60 / 24"x24"
Natural M 13



Heritage Mono

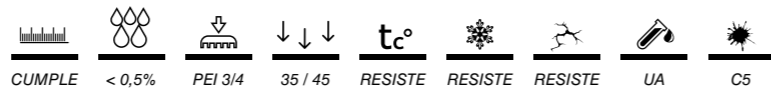


Heritage Multi




Floor tile Heritage Mono 60x60.

TECHNICAL SPECIFICATIONS



*Posibilidad de tratamiento C2/C3 sobre el acabado natural. Consulte condiciones. Este tratamiento puede producir cambio de color en las tonalidades oscuras.
*Possibility to get C2/C3 anti-slip rating for Nat finish. Check conditions. This process may generate shade variation in dark colours.
*Possibilité de traitement C2/C3 sur la finition naturelle. Consultez les conditions. Ce traitement peut produire un changement de couleur dans les tons foncés.

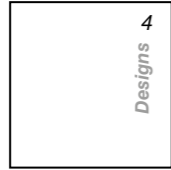


Natural Matt

RIVET

P V2+ Rc

FORMATS



60x60 / 24"x24"
Natural M 13



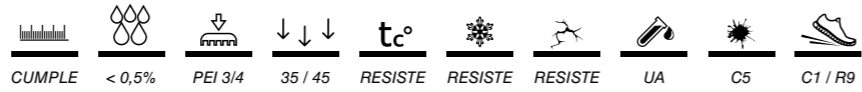
Rivet White



Rivet Gray



TECHNICAL SPECIFICATIONS



*Posibilidad de tratamiento C2/C3 sobre el acabado natural. Consulte condiciones. Este tratamiento puede producir cambio de color en las tonalidades oscuras.
*Possibility to get C2/C3 anti-slip rating for Nat finish. Check conditions. This process may generate shade variation in dark colours.
*Possibilité de traitement C2/C3 sur la finition naturelle. Consultez les conditions. Ce traitement peut produire un changement de couleur dans les tons foncés.



ATELIER

Wall tile Rivet Gray 60x60. Floor tile Rivet Gray 60x60.



Sand
NCS S 1005-Y20R



Camel
NCS S 2010Y30R



Umber
NCS S 4020-Y30R

Natural Matt
BERNA

P V3 NR

FORMATS

Designs 17

23x120 / 9"x48"

○ Natural M 09

Designs 06

23x120 / 9"x48"

DC Berna Mix

○ Natural M 09



Dec Berna Mix

23x120 / 9"x48"

○ Natural M 09




Wall tile Maiolica 7,5x30. Floor tile Berna Camel 23x120.

TECHNICAL SPECIFICATIONS

CUMPLE	< 0,5%	PEI 3/4	35 / 45	RESISTE	RESISTE	RESISTE	UA	C5	C1/R9 NAT

*Posibilidad de tratamiento C2/C3 sobre el acabado natural. Consulte condiciones. Este tratamiento puede producir cambio de color en las tonalidades oscuras.
Possibility to get C2/C3 anti-slip rating for Nat finish. Check conditions. This process may generate shade variation in dark colours.



Wall tile Berna Umber 23x120. Floor tile Cosmopolita White 75x150.



Silver
NCS S 1002-G



Gray
NCS S 2002-Y



Sand
NCS S 1005-Y20R



Camel
NCS S 2010Y30R



Umber
NCS S 4010-Y30R

Natural Matt
CARABELA

P V3 NR

FORMATS

Designs 24

23x120 / 9"x48"

○ Natural M 09

Designs 06

23x120 / 9"x48"

Dec Carabela Mix

○ Natural M 09



Dec Carabela Mix

23x120 / 9"x48"

○ Natural M 09

CARABELA SILVER 24 DESIGNS 23x120



TECHNICAL SPECIFICATIONS

CUMPLE < 0,5% PEI 3/4 35 / 45 RESISTE RESISTE RESISTE UA C5 C1/R9 NAT

*Posibilidad de tratamiento C2/C3 sobre el acabado natural. Consulte condiciones. Este tratamiento puede producir cambio de color en las tonalidades oscuras.
*Possibility to get C2/C3 anti-slip rating for Nat finish. Check conditions. This process may generate shade variation in dark colours.
*Possibilité de traitement C2/C3 sur la finition naturelle. Consultez les conditions. Ce traitement peut produire un changement de couleur dans les tons foncés.




ATELER

Floor tile Carabela Gray 23x120.



Wall tile Castrovillari Pearl 60x120. Carabela Sand 23x120 . Floor tile Carabela Sand 23x120. Nantes 120x120.

Wall tile Maiolica Pearl 7,5x20. Sun Riv Line 20x60. Floor tile Carabela Camel 23x120.





White
NCS S 2005-T20R



Sand
NCS S 2005-Y40R



Camel
NCS S 4010-Y10R



Umber
NCS S 5010-Y10R

Natural Matt
NATURE

P V3+ NR

FORMATS

Designs 31

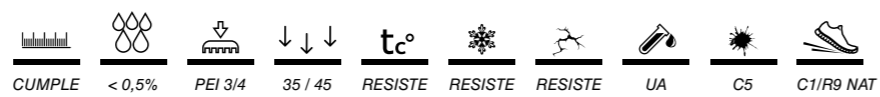
23x120 / 9"x48"

○ Natural M 09



Wall tile Maiolica Royalblue 7,5x30. Mythage Lapisblue 60x120.
Floor tile Nature White 23x120.

TECHNICAL SPECIFICATIONS



*Posibilidad de tratamiento C2/C3 sobre el acabado natural. Consulte condiciones. Este tratamiento puede producir cambio de color en las tonalidades oscuras.
*Possibility to get C2/C3 anti-slip rating for Nat finish. Check conditions. This process may generate shade variation in dark colours.
*Possibilité de traitement C2/C3 sur la finition naturelle. Consultez les conditions. Ce traitement peut produire un changement de couleur dans les tons foncés.



Wall tile Maiolica Linen 7,5x30. Gemstone Royalblue 120x120 and Palomastone White 33,3x100. Floor tile Nature Sand 23x120.

Wall tile Channel White 30x90. and Nature Umber 23x120. Floor tile Nature Umber 23x120.



OUTD  R X 20
COLLECTION

Belcastel	362
Castrovillari	364
Cosmopolita	366
Devon	368
Fidenza	370
Forever	372
Integra	374
Marsala	376
Origin	378
Pierre	380
Terracina	382

TAU

OUTD  R X 20



OUTD  R X 20




Natural Matt

BELCASTEL

Pcb V2+ Rc

FORMATS



90x90 / 35"x35"
Adz M 33 ∇ 20



60,5x60,5 / 24"x24"
Adz M 27 ∇ 20



Silver
NCS S 2002 - Y50R

BELCASTEL SILVER 20 DESIGNS 90x90



Graphite
NCS S 5502Y

TECHNICAL SPECIFICATIONS

CUMPLE	0,1%	110 / 130	35 / 45	RESISTE	RESISTE	RESISTE	UA*	C5	C3 / R11 ADZ	DCOF >0,42

*Evitar el contacto con disoluciones ácidas. *Avoid any contact with acid solutions.
*Évitez tout contact avec des solutions acides.



Floor tile Belcastel Silver 90x90 (20MM)



Pearl
NCS S 0500-N



Silver
NCS S2002-G50Y



Damgray
NCS S 6005-R80B

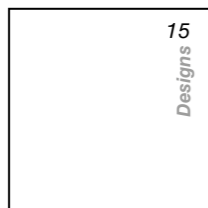
Adz Grip

CASTROVILLARI

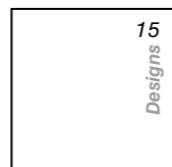
TXT R_c V2 NR



FORMATS




75,5x75,5 / 30"x30"
Adz M 31 ∇ 20



61x61 / 24"x24"
Adz M 27 ∇ 20

CASTROVILLARI DAMGRAY 15 DESIGNS 75,5x75,5



TECHNICAL SPECIFICATIONS




*Evitar el contacto con disoluciones ácidas. *Avoid any contact with acid solutions.
*Évitez tout contact avec des solutions acides.



TAU

Wall tile Caserta Silver 30x90 Dolce Silver 30x90 Amantea Silver 30x90 Castrovillari Silver 75,5x75,5 (20MM)



White
NCS S 1000-N



Sand
NCS S 1005-Y50R



Silver
NCS S 0300-N



Gray
NCS S 5500-N


Adz Grip

COSMOPOLITA

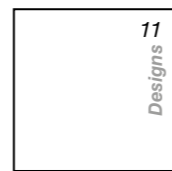
TXT R_c V2



FORMATS




90x90 / 35"x35"
Adz M 33 \neq 20



60,5x60,5 / 23,8"x23,8"
Adz M 29 \neq 20

COSMOPOLITA SILVER 11 DESIGNS 60,5x60,5



TECHNICAL SPECIFICATIONS



*Evitar el contacto con disoluciones ácidas. *Avoid any contact with acid solutions.
*Évitez tout contact avec des solutions acides.



TAU

Floor tile Cosmopolita Silver 60,5x60,5 (20MM)

COSMOPOLITA



White
NCS S 1002-Y



Tan
NCS S 2002-Y



Silver
NCS S 2002 - Y50R



Gray
NCS S 2002-G

Adz Grip

DEVON

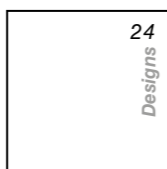
TXT R_c N_R V2



FORMATS



60x120 / 24"x48"
Adz M 33 ±20



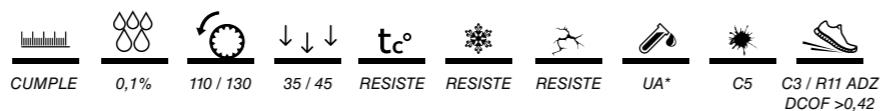
61x61 / 24"x24"
Adz M 27 ±20

60,5x60,5 / 23,8"x23,8"
Adz M 29 ±20

DEVON SILVER 15 DESIGNS 75,5x75,5



TECHNICAL SPECIFICATIONS



*Evitar el contacto con disoluciones ácidas. *Avoid any contact with acid solutions.
*Évitez tout contact avec des solutions acides.



Wall tile Devon White 120x120. Floor tile Devon Silver 60x120 (20MM)



Silver
NCS S 1500-N



Tan
NCS S 2005-Y50R



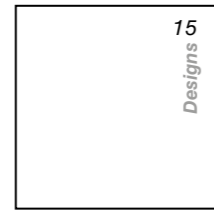
Gray
NCS S 3502-Y

Adz Grip

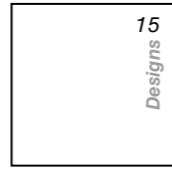
FIDENZA

TXT R_c N_r V2

FORMATS



75,5x75,5 / 30"x30"
Adz M 31 \neq 20



61x61 / 24"x24"
Adz M 27 \neq 20


FIDENZA SILVER 15 DESIGNS 75,5x75,5



TECHNICAL SPECIFICATIONS

CUMPLE	0,1%	110 / 130	35 / 45	RESISTE	RESISTE	RESISTE	UA*	C5	C3 / R11 ADZ DCOF >0,42

*Evitar el contacto con disoluciones ácidas. *Avoid any contact with acid solutions.
*Évitez tout contact avec des solutions acides.



Wall tile Fidenza Silver 37,5x75, Fidenza Silver 120x240. Floor tile Fidenza Silver 75,5x75,5 (20MM)



Haya
NCS S 1505-Y10R



Roble
NCS S 3010-Y30R




Olivo
NCS S 2005-Y20R

Adz Antislip

FOREVER

TXT R₁₁ V3

FORMATS



30x120,5 / 12"x48"

Adz M 33 \rightarrow 20

FOREVER HAYA 8 DESIGNS 30x120,5



TECHNICAL SPECIFICATIONS

CUMPLE	0,1%	110 / 130	35 / 45	RESISTE	RESISTE	RESISTE	UA*	C5	C3 / R11 ADZ DCOF >0,42

*Evitar el contacto con disoluciones ácidas. *Avoid any contact with acid solutions.
*Évitez tout contact avec des solutions acides.




Floor tileT Forever Haya 30x120,5 (20MM)




Pearl
NCS S 1002-Y



Greige
NCS S 3010-Y20R



Gray
NCS S 3502-Y



Graphite
NCS S 2002-G

Adz Antislip
INTEGRA

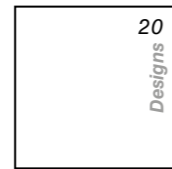
TXT R_c V2



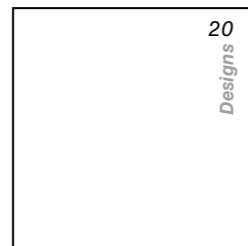
FORMATS



60x120 / 24"x48"
Adz M 33 \neq 20



60,5x60,5 / 23,8"x23,8"
Adz M 29 \neq 20



90x90 / 36"x36"
Adz M 33 \neq 20


INTEGRA PEARL 20 DESIGNS 60,5x60,5



TECHNICAL SPECIFICATIONS



*Evitar el contacto con disoluciones ácidas. *Avoid any contact with acid solutions.
*Évitez tout contact avec des solutions acides.



Floor tile Integra Greige 60,5x60,5 (20MM)



Umber
NCS S 3010-Y20R




Gray
NCS S 4010-G90Y

Adz Antislip

MARSALA

TXT R_c V3

FORMATS



30x120,5 / 12"x48"

Adz M 33 ∇ 20

MARSALA UMBER 8 DESIGNS 30x120,5



TECHNICAL SPECIFICATIONS



*Evitar el contacto con disoluciones ácidas. *Avoid any contact with acid solutions.
*Évitez tout contact avec des solutions acides.



TAU

Floor tile Marsala Gray 30x120,5 (20MM)



Silver
NCS S 1500-N



Sand
NCS S 1005-Y20R



Tan
NCS S 4020-Y30R



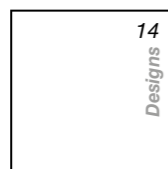
Gray
NCS S 3500-N

Adz Antislip
ORIGIN


TEXT R_c NR V2+



FORMATS



61x61 / 24"x24"
○ Adz M 27 ∇ 20



30x120,5 / 12"x48"
□ Adz M 33 ∇ 20

Disponible en Silver y Sand
Available in Silver and Sand
Disponible dans Silver et Sand



Origin Sand
61x61 / 24"x24"
○ Adz M 24 ∇ 20



Origin Silver
61x61 / 24"x24"
○ Adz M 24 ∇ 20

TECHNICAL SPECIFICATIONS

CUMPLE	0,1%	110 / 130	35 / 45	RESISTE	RESISTE	RESISTE	UA*	C5	C3 / R11 ADZ DCOF >0,42

*Evitar el contacto con disoluciones ácidas. *Avoid any contact with acid solutions.
*Évitez tout contact avec des solutions acides.



Floor tile Origin Tan 30x120,5 (20MM)



Floor tile Origin Silver 61x61 (20MM)



Pearl
NCS S 1002-G




Sand
NCS S 2005-T20R



Greige
NCS S 2005-Y50R



Silver
NCS S 0500-N



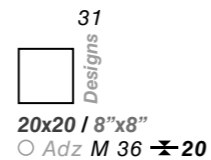
Gray
NCS S 4000-N

Adz Antislip PIERRE

TXT N_r○ V4



FORMATS



20x30 / 8"x12"
○ Adz M 36 ±20

20x20 / 8"x8"
○ Adz M 36 ±20




Floor tile: Pierre Silver 20x20

TECHNICAL SPECIFICATIONS

CUMPLE	0,1%	110 / 130	35 / 45	RESISTE	RESISTE	RESISTE	UA*	C5	C3 / R11 ADZ DCOF >0,42

*Evitar el contacto con disoluciones ácidas. *Avoid any contact with acid solutions.
*Évitez tout contact avec des solutions acides.



TAU

Floor tile Pierre Silver 20x30

PIERRE



Sienna
NCS S 1505-Y30R



Umber
NCS S 2010-Y20R



Gray
NCS S 3005-G80Y



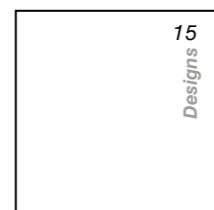
Black
NCS S 8500-N

Adz Antislip


TERRACINA

TXT R_c V3

FORMATS



75,5x75,5 / 30"x30"
Adz M 31 \neq 20



60x120 / 24"x48"
Adz M 33 \neq 20


TERRACINA SIENA 15 DESIGNS 75,5x75,5



TECHNICAL SPECIFICATIONS

CUMPLE	0,1%	110 / 130	35 / 45	RESISTE	RESISTE	RESISTE	UA*	C5	C3 / R11 ADZ DCOF >0,42

*Evitar el contacto con disoluciones ácidas. *Avoid any contact with acid solutions.
*Évitez tout contact avec des solutions acides.



TAU

Wall tile Marsala Umber 20x120 Dc Terracina White 22,3x22,3. Floor tile Terracina Sienna 75,5x75,5 (20MM)

TERRACINA

CARACTERÍSTICAS

CHARACTERISTICS
CARACTÉRISTIQUES

DURABILIDAD SIN LÍMITES
ENDURING WITHOUT LIMITS
DURABILITÉ SANS LIMITES



Resistente a los productos químicos, productos de limpieza y reactivos de piscinas.

Resistant to chemical and cleaning products, and to pool products.

Résistante aux produits chimiques, aux produits de nettoyage et aux réactifs pour piscines.



Fácil mantenimiento y fácil limpieza

Easy cleaning and care

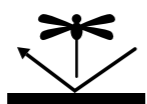
Résistante au gel



Resistente a las heladas

Resistant to frost

Facilité d'entretien et de nettoyage



Resistente al musgo y a los insectos

Resistant to moss and insects.

Résistante aux mousses et aux insectes

10mm

20mm

Soluciones integrales en cerámica para exterior

VENTAJAS

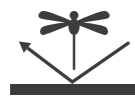
ADVANTAGES AVANTAGES



Es fácil de mantener y se limpia con facilidad

Easy cleaning and care

Elle est facile à entretenir et à nettoyer



Resiste al musgo y a los insectos

Resistant to moss and insects

Résistante aux mousses et aux insectes



Permite una instalación rápida y sencilla

Quick and easy installation

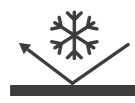
Permet une installation simple et rapide



Es impermeable

Waterproof

Elle est imperméable



Resistente heladas

Resistant to frost

Résistante au gel



Es muy resistente a la rotura

Resistant to breakage

Elle est très résistante à la rupture



Inalterable a la luz solar

Unalterable to the sunlight

Inaltérable au soleil



Es incombustible

Fireproof

Elle est incombustible



Se ofrece también en espesor inferior, para su uso en interior, lo que permite la total Continuidad Estética entre interior y exterior

You can find it in regular thickness, for indoors use, which allows total Aesthetic Continuity between interior and exterior

Elle est également proposée en une épaisseur inférieure, pour un usage à l'intérieur, ce qui permet une continuité esthétique totale entre l'intérieur et l'extérieur



Es más ligera, tiene un espesor homogéneo y viene perfectamente calibrada

It is lighter, has homogeneous thickness and comes perfectly calibrated

Elle est plus légère, présente une épaisseur homogène et est parfaitement calibrée



Resiste a los productos químicos, productos de limpieza y reactivos de piscinas

Resistant to chemical and cleaning products, and to pool products

Elle résiste aux produits chimiques, aux produits de nettoyage et aux réactifs pour piscines



Se complementa con una amplia gama de piezas especiales, que permiten solucionar cualquier detalle constructivo

Complemented with a wide range of special pieces, in order to solve any constructive detail

Elle est complétée par une large gamme de pièces spéciales, qui permettent de résoudre tous les détails de construction



La cerámica espesorada de TAU le ofrece múltiples ventajas respecto a otros materiales que se han utilizado tradicionalmente en exterior.

20 mm thick porcelain stoneware of TAU offers multiple advantages over other traditionally used materials for outdoors.

La céramique épaisse de TAU vous offre de nombreux avantages par rapport à d'autres matériaux traditionnellement utilisés à l'extérieur.


USOS

USES APPLICATIONS

La absoluta versatilidad de la cerámica espesorada de TAU, permite su utilización en cualquier espacio exterior, tanto de dominio público como privado.

The absolute versatility of 20 mm thick porcelain stoneware of TAU, allows its use in any outdoor place, both in public and private domains.

La polyvalence absolue de la céramique épaissie de TAU lui permet d'être utilisée dans tous les espaces extérieurs, qu'ils soient publics ou privés.



UTILIZACIÓN

UTILIZATION / UTILISATION

Viviendas	Parques y Plazas	Caminos
Housing	Parks and public squares	Paths
Logements	Parcs et places	Chemins
Hoteles	Aparcamientos	Piscinas
Hotels	Parking spaces	Pools
Hôtels	Parkings	Piscines
Balnearios	Jardines	Terrazas y patios
Spa	Gardens	Terraces and yards
Stations balnéaires	Jardins	Terrasses et cours
Playas	Porches y galerías	Escaleras exteriores
Beach	Porchs and galleries	Outdoorstairs
Plages	Vérandas et galeries	Escaliers extérieurs

SOLUCIONES INTEGRALES EN CERÁMICA PARA EXTERIOR

INTEGRAL CERAMIC SOLUTIONS FOR OUTDOOR
SOLUTIONS INTÉGRALES EN CÉRAMIQUE POUR L'EXTÉRIEUR



COLOCACIÓN TRADICIONAL

TRADITIONAL SETTING / POSE CLASSIQUE

Es el sistema adhesivo clásico, en el que las losas se pegan con el método del doble encolado, con adhesivos cementosos.

It is the ideal system for pavements with vehicular traffic: parking zones, access roads, paths, ramps, etc. In traditional setting method, always use the floating and buttering method, with cementitious adhesives.

C'est le système idéal pour les sols avec circulation de véhicules : aires de stationnement, routes d'accès, chemins, rampes, etc. Il s'agit du système adhésif classique, où les dalles sont collées avec des ciments-colles selon la méthode du double encollage.

COLOCACIÓN DE LOSAS:

Preparar convenientemente el fondo, realizando una colada de hormigón de 20 cm sobre unos 10 cm de grava. A continuación, pegar las losas con doble encolado, con un adhesivo cementoso mejorado (clase C2S2 según EN 12004).

TILE DESIGN:

Let the bottom layer conveniently prepared, by a concrete casting of 20 cm upon 10 cm of gravel. Next, set the tile using the floating and buttering method, with cementitious adhesive for outdoor (C2S2 type according to EN 12004).

POSE DES CARREAUX:

Bien préparer le fond, en procédant à une coulée de béton de 20 cm sur environ 10 cm de gravier. Coller ensuite les dalles avec un double encollage en utilisant un ciment-colle amélioré (classe C2S2 selon la norme EN 12004).

JUNTAS:

Recomendamos una junta mínima entre losas, de 5 mm de ancho y el rejuntado con morteros cementosos mejorados (clase CG1 según EN 13888). Asimismo, deberán preverse las juntas de dilatación necesarias, en función de la superficie y geometría del pavimento.

JOINTS:

We recommend a minimum 5 mm joint between tiles, and the grout with improved cementitious adhesives (CG1 type according to EN 13888). Likewise, the necessary expansion joints must be provided, depending on the surface and geometry of the pavement.

JOINTS:

Nous recommandons un joint minimum entre les carreaux d'une largeur de 5 mm et un rejointoyage avec du mortier-ciment amélioré (classe CG1 selon la norme EN 13888). Les joints de dilatation nécessaires seront prévus, en fonction de la surface et de la géométrie du plancher.



SOBREELEVADO

RAISED FLOOR / PLANCHER SURÉLEVÉ

En este sistema, las losas cerámicas descansan sobre unos soportes o plots de PVC, por lo que entre la base rígida y el pavimento sobreelevado queda un hueco o cámara. Es el sistema idóneo para dotar al pavimento de una elevada resistencia mecánica con el mínimo peso. No en vano, este sistema sustituye al consistente en pegar dos piezas entre sí, que se utilizaba con anterioridad y cuyo principal inconveniente era su excesivo peso.

In this system, the ceramic tiles rest on PVC supports or plots, so that between the rigid bottom and the raised floor there is a hole or air chamber. It is the ideal system to give the pavement a high mechanical resistance with the minimum weight. This system replaces the one consisting of gluing two tiles together, which was used previously and whose main drawback was its excessive weight.

Dans ce système, les dalles céramiques reposent sur des supports ou des plots en PVC, de sorte qu'il reste un espace ou une chambre entre la base rigide et le plancher surélevé. C'est le système idéal pour donner au plancher une grande résistance mécanique avec un poids minimum. Ce n'est pas un hasard si ce système remplace celui utilisé auparavant qui consistait à coller deux pièces ensemble, dont le principal inconvénient était son poids excessif.

COTAS INFERIORES A 3CM


Para obras donde sus características requieran una altura mínima de suelo acabado, el espesor de esa pieza, junto a los soportes no regulables y apilables entre sí, permite conseguir una altura hasta ahora inviable, llegando incluso a cotas inferiores a 3 cm.

POSE DU CARRELAGE

In cases where it is necessary the minimum height to the top of porcelain, its slim thickness with the non adjustable and stackable 1 and 2 cm supports, allows to get a minimum height non possible until now, making possible heights lower than 3cm.

COTES INFÉRIEURES À 3 CM

Pour les ouvrages dont les caractéristiques exigent une hauteur minimale du sol fini, l'épaisseur de cette pièce, ainsi que les supports de 1 et 2 cm non réglables qui peuvent être empilés, permettent d'atteindre une hauteur qui était jusqu'à présent impossible, avec des cotes inférieures à 3 cm.



EN SECO

ARENA / DRY SAND / SABLE À SEC

COLOCACIÓN SOBRE ARENA

Para su colocación sobre arena, asegúrese de disponer de un estrato estable de arena de, como mínimo, 8-10 cm de espesor. Nivele bien el sustrato y, a continuación, coloque las losas cerámicas según el diseño y geometría deseados.

SETTING ON SAND

In cases where it is necessary the minimum height to the top of porcelain, its slim thickness with the non adjustable and stackable 1 and 2 cm supports, allows to get a minimum height non possible until now, making possible heights lower than 3cm.

PLACEMENT SUR SABLE

Pour la pose sur le sable, assurez-vous d'avoir une couche stable de sable de, au moins, 8-10 cm d'épaisseur. Nivelez soigneusement le substrat et puis, poser les carreaux selon le design et géométrie désiré.



CESPED / DRY GRASS / SEC PELOUSE

COLOCACIÓN SOBRE CESPED

Para la colocación de losas cerámicas sobre césped, se recomienda recortar el césped bajo cada una de las losas y sustituirlo por un estrato estable y nivelado de grava de unos 3-4 cm de profundidad, sobre el que podrá dejar caer las piezas.

SETTING ON GRASS

For its setting onto grass, it is recommended to cut the grass under each tile and replace it for a stable and level gravel stratum of 3-4 cm thickness, on which you can drop the pieces.

PLACEMENT SUR PELOUSE

Pour la pose de carreaux de céramique sur de la pelouse, il est recommandé de couper le gazon sous chacun des carreaux et de le remplacer par une couche stable et plane de gravier d'environ 3-4 cm de profondeur, sur laquelle on peut laisser tomber les pièces.S



GRAVA / DRY GRAVEL / SEC GRAVIER

COLOCACIÓN SOBRE GRAVA

Para la colocación de nuestras piezas cerámicas espesoradas sobre grava, asegúrese de tener una superficie estable y nivelada de grava. Si el estrato de grava es de granulometría excesiva (a partir de 3 cm), se recomienda extender una capa de grava de granulometría inferior, de 8 a 0,5 mm, y de unos 5 cm de espesor.

SETTING ON GRAVEL

For the setting of our 20 mm thick porcelain stoneware onto gravel, make sure you have a stable and leveled gravel surface. If the gravel stratum is of excessive granulometry (from 3 cm thickness), it is recommended to extend an inferior particle size layer of gravel, from 8 to 0,5 mm, and about 5 cm thickness.

PLACEMENT SUR GRAVIER

Pour la pose des carreaux sur la pelouse, Il est recommandé de couper la pelouse sous chaque pièce et de le remplacer par une couche stable et nivelée de gravier de 3-4 cm d'épaisseur, sur laquelle vous pouvez déposer les dalles.




Mosaics






SQR



(5x5)



TRIS




HEX




MOSAICS

MOSAICS / MOSAICOS / MOSAÏQUES




HELIX 290x290mm
Teselas 23x48 y 23x23 mm.

Fidenza




DUO 280x280mm
Teselas 27x27 y 23x23 mm.

Terracina




(2,5x7) 300x300mm
Teselas 25x70 mm.

Corten / Oristan / Cosmopolita




(5x5) 300x300mm
Teselas 50x50 mm.

Emporio / Belcastel / Palomastone /
Fidenza / Castrovillari / Baranello /
Metal / Integra / Arabescato / Elite /
Forever / Mainstone / Devon / Sorrento




3D 295x340mm

Fidenza / Castrovillari




HEX 325x225mm

Metal / Elite




LEGNO 220x220mm
Teselas 147,5x72,5 y 36x36 mm.

Origin / Ragusa / Marsala / Bohars /
Forever / Mainstone / Eternal




SQR 280x280mm $\frac{1}{6}$
Teselas 33x33 mm.

Varenna / Alpi / Baranello / Grum




(3,2x3,2) 300x300mm
Teselas 32x32 mm.

Fidenza / Castrovillari / Baranello /
Torano / Varese / Varenna




TC 300x300mm
Teselas 23x23 mm.

Altamura / Crotone / Legend
Dozza / Litium




(3x15) 300x300mm
Teselas 32x70 mm.

Lema




AUREA 249,5x280,4mm
Teselas 48,3x33,3 mm.

Varenna / Alpi / Grum / Palomastone



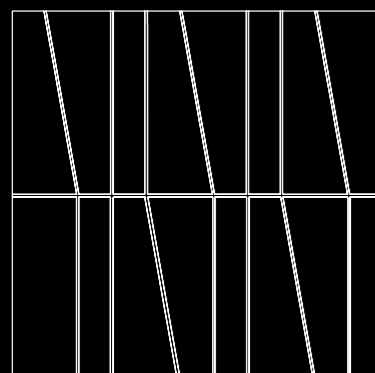
YSE 300x300mm

Oristán




DAM 254x254mm
Teselas 23x23 y de 74x74 mm.

Terracina




LONGER 300x300mm
Teselas 70x70 mm.

Roadstone



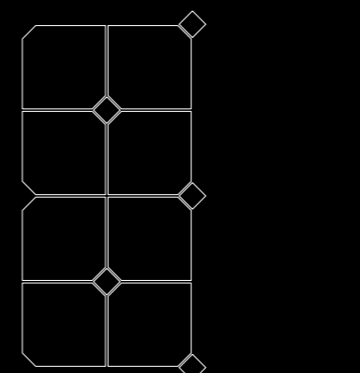
(7x7) 300x300mm
Teselas 70x70 mm.

Soapstone / Emporio / Torano /
Varese / Lema




(10x10) 300x300mm
Teselas 100x100 mm.

Integra / Mainstone




MARMI 200x400mm
Teselas 23x23 y 96x96 mm.

Baranello / Altamura / Litium /
Legend / Crotone



R+Q 300x300mm
Teselas 48x48 mm.

Fidenza / Terracina



TRIS 300x300mm
Teselas 57x57x57 mm.

Castrovillari / Devon

Technical Features

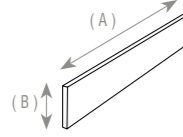
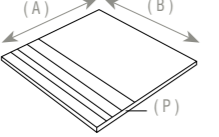
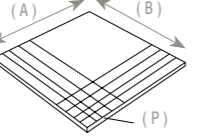
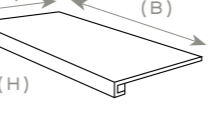
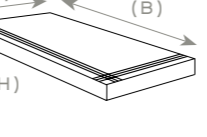
Special pieces	404
Special pieces Outdoor	406
Packing list	408
Technical Specifications	410
Recomendaciones	412

Technical Features

TAU
cerámica

**Technical
Features**
CARACTERÍSTICAS TÉCNICAS


PIEZAS ESPECIALES / SPECIAL PIECES / PIÈCES SPÉCIALES

FORMATO BASE	RODAPIE ROMO		PELDAÑO / PELDAÑO RANURADO		PELDAÑO ANGULO / PELDAÑO ANGULO RANURADO		GRADONE / GRADONE RANURADO		GRADONE ANGULAR / GRADONE ANGULAR RANURADO	
										
	Formato	Código	Formato	Código	Formato	Código	Formato	Código	Formato	Código
75x75	9x75	P7	30x75	P24	30x75	P25	30x75	P40	30x30	P45
60x60	9x60	P6	30x60	P19	30x30	P24	30x60	P33	30x60	P43
30x60	9x60	P6	30x60	P19	30x30	P24	30x60	P33	30x60	P43
60,8x60,8	9x60,8	P6	30x60,8	P19	30x30	P24	30x60,8	P33	30x60,8	P43
30,3x61,3	9x61,3	P6	30x61,3	P19	30x30	P24	30x61,3	P33	30x61,3	P43
15x60	9x60	P6	15x60	P7			15x60			
45x45	9x45	P2	30x45	P12	30x30	P19	30x45	P44	30x45	P47
45x90	9x90	P12	30x90	P25	30x30	P26	30x90	P44	30x30	P47
90x90	9x90	P12	30x90	P27	30x30	P29	30x90	P44	30x30	P47
25x100	8x100	P6	25x100	P19	25x25	P18	25x100	P44	25x100	P46
20x120	9x120	P16	20x120	P27	20x20	P26	20x120	P46	20x120	P48
23x120	9x120	P10	23x120	P19	23x23	P19	23x120	P44	23x120	P46
60x120	9x120	P16	30x120	P27	30x30	P26	30x120	P46	30x120	P48
120x120	9x120	P16	30x120	P43	30x30	P44	30x120	P46	30x120	P48
25x150	9x75	P11	25x150	P23	25x25	P21	25x150	P48	25x25	P49
75x150	9x75	P11	75x150	P33	30x30	P34	30x150	P48	30x30	P49
22,5x180	9x90	P13	22,5x180	P27	22,5x22,5	P30	22,5x180	P49	22,5x22,5	P49
30x180	9x90	P13	30x180	P29	30x30	P31	30x180	P49	30x30	P49
90x180	9x90	P13	30x180	P43	30x30		30x180	P49	30x30	P49
33,3x33x3	8x33,3	P1	33,3x33,3	P6	33,3x33,3		33,3x33,3	P22	33,3x33,3	P32





SPECIAL PIECES OUTDOOR



PIEZAS ESPECIALES EXTERIOR / SPECIAL PIECES OUTDOOR / PIÈCES SPÉCIALES EXTÉRIEUR



PRODUCTO - FORMATO PRODUCT - FORMAT PRODUIT - FORMAT

61x61 75,5x75,5 30x120,5 60x120 60,5x60,5 90x90

FOCO SPOTLIGHT LxL SPOT LxL		P 28	P 33	P 30	P 45	P 35	P 35
TOP TREAD LxL SPOT LxL		P 43	P 46	P 48	P 49	P 46	P 48
DOBLE TOP CORNER EDGE TREAD LxL DOUBLE COIN SUPÉRIEUR LxL		P 48	P 49	P 49	P 50	P 49	P 52
BORDE 3 EDGE 3 20xL BORD 3 20xL		P 41	P 44	P 48	P 49	P 44	P 45
RODAPIÉ EDGE 3 20xL BORD 3 20xL		P 17	P 19	P 25	P 37	P 19	P 52
BORDE ÁNGULO EXTERIOR 20xL OUTSIDE CORNER EDGE 20xL BORD ANGLE EXTERIEUR 20xL		P 48	P 49	P 49	P 50	P 49	P 52
BORDE ÁNGULO INTERIOR 20xL INSIDE CORNER EDGE 20xL BORD ANGLE INTÉRIEUR 20xL		P 48	P 49	P 49	P 50	P 49	P 46
BORDE 15 EDGE 15 10x15xL BORD 15 10x15xL		P 44	P 46	P 48	P 49	P 44	P 45
REJILLA GRILLE 20xL GRILLE 20xL		P 41	P 44	P 48	P 49	P 44	P 52
REJILLA ÁNGULO CORNER GRILLE 20xL GRILLE ANGLE 20xL		P 48	P 49	P 49	P 50	P 49	P 52

PORCELÁNICO PORCELAIN								
Tipo de caja Box type Type de caisse	Formato Format Format	Espesor(mm) Thickness Épaisseur	Piezas / caja Pieces / box Pièces / boîte	m²/caja Sq.mt. / box m²/ boîte	Cajas/palet Boxes / pallet Boîtes / palette	m²/palet Sq.mt. / pallet m²/ palette	Kg/caja Kg / box Kg / boîte	Kg/palet Kg/ pallet Kg / palette
Caja convencional Standard box Caisse conventionnelle	9x30	9,5	40	1,08	48	51,84	25	1220
	9x90	10,5	18	1,46	54	78,84	54	1875,44
	15x60	9,5	11	1	60	60,00	20,55	1253
	15x120	10,5	6	1,44	30	43,20	24,37	751,1
	33,3x33,3	8	12	1,33	46	61,18	24,35	1140,1
	30,3x61,3	9	7	1,30	40	52,00	25	1020
	30x60	9,5	6	1,08	48	51,84	23,6	1152,8
	60x60	9,5	4	1,44	30	43,20	30,00	920
	60,8x60,8	9,5	4	1,48	30	44,40	31,35	960,5
	45x45	9,5	6	1,22	52	63,44	25,28	1361,6
	45x90	11	3	1,21	44	53,24	28,70	1282,80
	75x75	10,5	3	1,69	30	50,70	41,20	1256
	25x100	8,6	6	1,50	36	54	28	1028
	25x150	10,5	4	1,5	40	60	35	1430
	20x120	10,5	6	1,44	44	63,36	32,2	1436,8
	23x120	9,5	5	1,38	48	66,24	26,6	1296,8
	60x120	10,5	2	1,44	32	46,08	34,25	1121
	90x90	10,5	2	1,62	27	43,74	40	1110
	120x120	10,7	1	1,44	36	51,84	36,36	1348,96
	75x150	10,5	1	1,13	40	45,2	28	1184
22,5x180	11,5	3	1,21	40	48,40	34	1420	
30x180	11,5	3	1,62	30	48,60	45	1410	
90x180	11,5	1	1,62	24	38,88	45,50	1152	

Tipo de caja Box type Type de caisse	Formato Format Format	Espesor(mm) Thickness Épaisseur	Piezas / caja Pieces / box Pièces / boîte	m²/caja Sq.mt. / box m²/ boîte	Cajas/palet Boxes / pallet Boîtes / palette	m²/palet Sq.mt. / pallet m²/ palette	Kg/caja Kg / box Kg / boîte	Kg/palet Kg/ pallet Kg / palette
Caja convencional Standard box Caisse conventionnelle	60,5x60,5	20	2	0,73	30	21,9	34	1040
	61x61	20	2	0,74	30	22,2	33	1010
	75,5x75,5	20	1	0,57	45	25,65	27,10	1239,5
	90x90	20	1	0,81	27	21,87	38,8	1077,6
	30x120,5	20	2	0,72	30	21,6	32,8	1004
	60x120	20	1	0,72	32	23,04	34,2	1119,4

PORCELÁNICO PORCELAIN								
Tipo de caja Box type Type de caisse	Formato Format Format	Espesor (mm) Thickness Épaisseur	Altura cajón (cm) Box height Hauteur caisse	Peso neto cajón(Kg) Net Weight box Poids net caisse	Nº máx. alturas apilables No. max. stackable heights Nº max. hauteurs empilables	Piezas / cajón Pieces / box Pièces / caisse	m²/cajón Sq.mt. / box m²/ caisse	Kg/cajón Kg/ box Kg / caisse
Cajón Horizontal Horizontal Box Caisse horizontale (264x136 cm)	120x240	6	40	100	5	20	57,6	1019
	120x260	6	40	96	5	20	62,4	1050
	120x280	6	40	92	5	20	67,2	1058

Nº cajas 20' Nº boxes 20' Nº boîtes 20' - 10 / 12 (in high cube containers) Nº cajas 40' Nº boxes 40' Nº boîtes 20' - 20 / 24 (in high cube containers)

Peldaños de tratamiento C2/C3 sobre el acabado natural supondrán un incremento de precio.

Consulte condiciones. Este tratamiento puede producir cambio de color en las tonalidades oscuras.

Steps with C2/C3 antislip rating for Nat finish will suppose a price increase.

Check conditions. This process may generate shade variation in dark colours.

Les marches traitées C2/C3 sur la finition naturelle impliqueront une augmentation du prix. Consultez les conditions.

Ce traitement peut produire un changement de couleur dans les tons foncés.

PEQUEÑOS FORMATOS SMALL SIZES								
Tipo de caja Box type Type de caisse	Formato Format Format	Espesor(mm) Thickness Épaisseur	Piezas / caja Pieces / box Pièces / boîte	m²/caja Sq.mt. / box m²/ boîte	Cajas/palet Boxes / pallet Boîtes / palette	m²/palet Sq.mt. / pallet m²/ palette	Kg/caja Kg / box Kg / boîte	Kg/palet Kg/ pallet Kg / palette
Caja convencional Standard box Caisse conventionnelle	○ 22,3x22,3	10	20	1,00	45,00	45,00	22,50	1032,50
	○ 19,8x22,8	10	24	0,84	48,00	40,32	17,40	884
	□ 16,3x51,7 EDRA	11	13	1,10	55,00	60,50	23,50	1312,5
	□ 16,3x51,7 HERA	13,5	10	0,84	55	46,20	20,00	1120
	○ 20x24	10	25	0,92	60	55,20	17,33	1059,8

PIEZAS ESPECIALES SPECIAL PIECES					
Formato Format Format	Piezas / caja Pieces / box Pièces / boîte	Kg/caja Kg / box Kg / boîte	Formato Format Format	Piezas / caja Pieces / box Pièces / boîte	Kg/caja Kg / box Kg / boîte
8x100	13	20,8	9x60	18	22,14
9x120	10	28	9x60 (61,3)	22	24,6
9x90	11	21	9x75	10	17
9x45	22	19,36			

TECHNICAL SPECIFICATIONS

ESPECIFICACIONES TÉCNICAS / TECHNICAL SPECIFICATIONS / CARACTÉRISTIQUES TECHNIQUES

PORCELÁNICO ESMALTADO GLAZED PORCELAIN GRÈS PORCELAINÉ ÉMAILLÉ

GRUPO BIa (GL) Absorción de agua < 0,5% GROUP BIa (GL) Water absorption < 0,5% GROUPE BIa (GL) Absorption d'eau < 0,5 %	NORMAS DE ENSAYO STANDARD NORMES D'ESSAI STANDARD	VALORES PRESCRITOS NORMA EN 14411 VALUE REQUIRED BY EN 14411 STANDARD VALEURS PRESCRITES NORME EN 14411	VALOR MEDIO AVERAGE VALUE VALEUR MOYENNE
Características dimensionales Dimensional features / Caractéristiques dimensionnelles Caractéristiques dimensionnelles	ISO 10545-2		Cumple la norma Conforms to standard
Absorción de agua Water absorption Absorption d'eau	ISO 10545-3	< 0,5%	0,1%
Resistencia a la flexión Modulus of rupture Fuerza de rotura Résistance à la flexion	ISO 10545-4	> 35 N / mm ² > 1300 N	45 - 60 N/ mm ² 1800 - 2500 N
Resistencia a la abrasión superficial Resistance to surface abrasion Résistance à l'abrasion de surface	ISO 10545-7	Clase indicada por el fabricante Abrasion class indicated by the manufacturer Classe indiquée par le fabricant	Según Modelos According to models Selon les modèles
Dilatación térmica lineal Linear thermal expansion Dilatation thermique linéaire	ISO 10545-8	Método de ensayo disponible Test method available Méthode d'essai disponible	<7,0 x 10 ⁻⁶ °C ⁻¹
Resistencia al choque térmico Thermal shock resistance Résistance au choc thermique	ISO 10545-9	Método de ensayo disponible Test method available Méthode d'essai disponible	Resiste Resists Résiste
Resistencia al cuarteo Crazing resistance Résistance aux cassures	ISO 10545-11	Exigida Required Exigée	Resiste Resists Résiste
Resistencia a la helada / Frost resistance Résistance au gel /	ISO 10545-12	Método de ensayo disponible Test method available Méthode d'essai disponible	Resiste Resists Résiste
Resistencia química Chemical resistance Résistance chimique	ISO 10545-13	Ácidos y bases Acids and bases Productos de limpieza y reactivos de piscinas Cleaning products and pool reactive agents Acides et bases Produits de nettoyage et réactifs pour piscines	Método de ensayo disponible Test method available Mínimo GB Minimum GB Méthode d'essai disponible Minimum GB Cumple la norma Conforms to standard Clase GA Class GA Conforme à la norme Classe GA
Resistencia a las manchas Resistance to stains Résistance aux taches	ISO 10545-14	Mínimo clase 3 Minimum class 3 Minimum classe 3	Cumple la norma Conforms to standard Conforme à la norme
Resistencia al deslizamiento Slip Resistance Résistance au glissement	DIN 51130 UNE-ENV 12633 ASTM C 1028		Según Modelos According to models Selon modèles Selon les modèles

TAU

PORCELÁNICO MASA COLOREADA COLOURED BODY PORCELAIN GRÈS PORCELAINÉ MASSE COLORÉE

GRUPO BIa (GL) Absorción de agua < 0,5% GROUP BIa (GL) Water absorption < 0,5% GROUPE BIa (GL) Absorption d'eau < 0,5 %	NORMAS DE ENSAYO STANDARD NORMES D'ESSAI STANDARD	VALORES PRESCRITOS NORMA EN 14411 VALUE REQUIRED BY EN 14411 STANDARD VALEURS PRESCRITES NORME EN 14411	VALOR MEDIO AVERAGE VALUE VALEUR MOYENNE
Características dimensionales Dimensional features / Caractéristiques dimensionnelles Caractéristiques dimensionnelles	ISO 10545-2		Cumple la norma Conforms to standard
Absorción de agua Water absorption Absorption d'eau	ISO 10545-3	< 0,5%	0,1%
Resistencia a la flexión Modulus of rupture Fuerza de rotura Résistance à la flexion	ISO 10545-4	> 35 N / mm ² > 1300 N	45 - 60 N/ mm ² 1800 - 2500 N
Resistencia a la abrasión profunda (mm³) Resistance to deep abrasion Résistance à l'abrasion profonde	ISO 10545-6	Máx. 175 mm ³	110 - 130 mm ³
Dilatación térmica lineal Linear thermal expansion Dilatation thermique linéaire	ISO 10545-8	Método de ensayo disponible Test method available Méthode d'essai disponible	<7,0 x 10 ⁻⁶ °C ⁻¹
Resistencia al choque térmico Thermal shock resistance Résistance au choc thermique	ISO 10545-9	Método de ensayo disponible Test method available Méthode d'essai disponible	Resiste Resists Résiste
Resistencia a la helada / Frost resistance Résistance au gel /	ISO 10545-12	Método de ensayo disponible Test method available Méthode d'essai disponible	Resiste Resists Résiste
Resistencia química Chemical resistance Résistance chimique	ISO 10545-13	Ácidos y bases Acids and bases Productos de limpieza y reactivos de piscinas Cleaning products and pool reactive agents Acides et bases Produits de nettoyage et réactifs pour piscines	Método de ensayo disponible Test method available Mínimo UB Minimum UB Méthode d'essai disponible Minimum UB Cumple la norma Conforms to standard Clase UA Class UA Conforme à la norme Classe UA
Resistencia a las manchas Resistance to stains Résistance aux taches	ISO 10545-14	Mínimo clase 3 Minimum class 3 Minimum classe 3	Cumple la norma Conforms to standard Conforme à la norme
Resistencia al deslizamiento Slip Resistance Résistance au glissement	DIN 51130 UNE-ENV 12633 ASTM C 1028		Según Modelos According to models Selon modèles Selon les modèles

TAU

cerámica

ALMACENAMIENTO

1 Para garantizar las características de su acabado, el producto suministrado debe mantenerse en su embalaje original hasta el momento de la colocación.

2 Es conveniente evitar el contacto directo con sol y lluvia. Un embalaje deteriorado puede ocasionar algunos desperfectos en las piezas, como roturas, despuntados o manchas difíciles de eliminar.

3 Si el producto va a permanecer almacenado durante un largo período es conveniente hacerlo bajo cubierta.

WAREHOUSING

1 In order to guarantee the characteristics of the finish the product must be kept in its original packaging until the time of fixing.

2 Deterioration in packaging may result in imperfections in the product such as cracking, pitting and staining.

3 If the product is likely to be stored for a long period of time it should be suitably covered

STOCKAGE

1 Afin de garantir les caractéristiques de la finition du produit, celui-ci doit être conservé dans son emballage d'origine jusqu'à son installation.

2 Il convient d'éviter tout contact direct avec le soleil et la pluie. Un emballage endommagé peut causer certains dégâts aux pièces, tels que des cassures, des épointements ou des taches difficiles à enlever.

3 Si le produit doit rester stocké pendant une longue période, il est préférable de le garder sous toiture.

RECOMENDACIONES DE COLOCACIÓN

1Aconsejamos la colocación de nuestro material cerámico por parte de personal cualificado, con experiencia demostrada y con posesión de las herramientas y útiles necesarios y adecuados para la colocación.

2 El soporte a revestir debe reunir condiciones adecuadas de rigidez, planeidad, limpieza e impermeabilidad y ser compatible químicamente con el material de agarre a utilizar.

3 En caso de reposición sobre material cerámico preexistente, es conveniente prever elementos que garanticen la adherencia del nuevo recubrimiento.

4 Deberán respetarse en todo caso las juntas estructurales previstas y plantear cuantas juntas de dilatación y perimetrales resulten necesarias y, en cualquier caso, las que resulten exigibles desde el punto de vista normativo.

5 Deberá utilizarse un material de agarre adecuado al tipo de cerámica a colocar. En el caso de Porcelánico, deberá emplearse un material de agarre adecuado a la baja porosidad de este producto. En cualquier caso, se utilizarán materiales de agarre y rejuntado con adecuada elasticidad y altas prestaciones técnicas, mecánicas y químicas.

RECOMMENDATIONS FOR LAYING

1 We recommend that our ceramic tiles should only be laid by qualified professionals with proven experience and in possession of the appropriate tools and equipment for the task.

2 The surface to be tiled must be rigid, flat, clean and impermeable; it should also be chemically compatible with the adhesive material, mortar etc., to be used to lay the tiles.

3 If the new tiles are going to be laid on existing ceramic tiles, elements should be incorporated to ensure that the new covering bonds properly.

4 In every case, all planned structural joints must be taken into account.

Include as many expansion and perimeter joints as necessary; in any event, such joints required by current norms and standards must be incorporated.

5 The type of adhesive used must be suitable for the type of ceramic tile to be laid. The low porosity of porcelain tile requires that the adhesive used must be suitable for this type of material. In all cases the adhesives and grouts used must be sufficiently elastic, and have high quality technical, mechanical and chemical specifications.

RECOMMANDATIONS DE POSE

1 Nous vous conseillons de faire installer notre matériau céramique par du personnel qualifié justifiant d'une expérience éprouvée et possédant les outils et équipements nécessaires et appropriés pour la pose.

2 Le support à revêtir doit répondre à des conditions adéquates de rigidité, de planéité, de propreté et d'étanchéité et être chimiquement compatible avec le matériau de fixation à utiliser.

3 En cas de pose sur un matériau céramique préexistant, il convient de prévoir des éléments qui garantissent l'adhérence du nouveau revêtement.

4 Les joints structuraux prévus doivent être respectés dans tous les cas. Par ailleurs, tous les joints de dilatation et périphériques nécessaires doivent être envisagés, et ceux exigés du point de vue réglementaire ne doivent pas être négligés.

5 Il faut utiliser un matériau de fixation adapté au type de céramique à poser. Dans le cas du grès porcelainé, un matériau de fixation approprié doit être utilisé en raison de la faible porosité de ce produit. En tout état de cause, il faut utiliser des matériaux de fixation et de rejointoyage présentant une élasticité adéquate et des performances techniques, mécaniques et chimiques élevées.

RECOMENDACIONES DE TRABADO

1 TAU recomienda no trabar a mitad de pieza los siguientes formatos: 30x60, 37,5x75, 30x120, 60x120 y 20x120.

2 En general, desaconsejamos la colocación trabada con un desplazamiento superior a 15 cm. En cualquier caso, el desplazamiento no debe ser superior al 25% de la longitud de la pieza.

RECOMMENDATIONS FOR LAYING PATTERNS

1 TAU recommends not laying half-piece brick bond patterns with the following formats: 30x60, 37,5x75, 30x120, 60x120 y 20x120.

2 In general, we do not recommend brick bond patterns with overlaps of more than 15 cm. In all cases, the overlap should be no more than 25% of the length of the piece.

RECOMMANDATIONS POUR LA POSE EN DÉCALÉ

1 TAU recommande de ne pas poser en décalé à la moitié de la dalle les formats suivants : 30 x 60, 37,5 x 75, 30 x 120, 60 x 120 et 20 x 120.

2 Généralement, nous recommandons de ne pas poser les dalles décalées avec un déplacement de plus de 15 cm. Dans tous les cas, le déplacement ne doit pas dépasser 25 % de la longueur de la pièce.

RECOMENDACIONES DE LIMPIEZA.

1 Una vez concluida la tarea de rejuntado y tras la limpieza de éste, es importante respetar el tiempo de puesta en servicio del recubrimiento, es decir, no limpiar inmediatamente sino dejar secar la obra. Para la limpieza de puesta a punto del suelo cerámico aconsejamos esperar unos 5 días.

2 Se debe proteger el recubrimiento frente al agua y humedad en las primeras fases de maduración y endurecimiento de los materiales de agarre y rejuntado. Especialmente en exteriores y con riesgo de helada.

3 También es conveniente tomar medidas para evitar posibles agresiones mecánicas o químicas producidas por los trabajos posteriores de otros oficios o instalaciones con el fin de proteger la superficie de daños puntuales; por ello se recomienda cubrir el pavimento con cartón grueso o similar.

4 Para la limpieza final del recubrimiento se aconseja utilizar productos compatibles con la resistencia química de las piezas, así como evitar el uso de detergentes sólidos con partículas abrasivas o soluciones que contengan ácido fluorhidrído, pues este ácido ataca el esmalte y produce daños irreparables en la cerámica.

5 La cerámica proporciona un recubrimiento completamente funcional una vez superado el tiempo de maduración de los materiales y requiere muy poco mantenimiento, tan sólo la limpieza cotidiana con agua limpia

6 En caso de producirse manchas que no puedan ser totalmente eliminadas con un detergente convencional y que requieran la utilización de disolventes o limpiadores específicos, se recomienda consultar previamente la clase de resistencia química de la pieza.

7 Se aconseja no utilizar ceras, aceites o productos similares.

RECOMMENDATIONS FOR CLEANING

1 Once the tiles have been grouted and any excess grout cleaned off, it is important to wait the stipulated time before using the tiled surface; in other words, any cleaning should wait until the tiled surface is completely dry. We recommend waiting 5 days before cleaning in readiness for full use.

2 The newly tiled surface must be protected from water and damp while the adhesive and grouting materials are maturing and hardening. This is particularly important in outside spaces and areas where there is a risk of freezing.

3 Measures should also be taken to protect the newly tiled surface against mechanical or chemical damage resulting from subsequent work by other professionals or later installations. Damage can be prevented by covering the floor tiles with thick cardboard or similar material.

4 For the final cleaning of the tiled surface, the products used should be compatible with the chemical resistance of the tiles. Avoid solid detergents with abrasive particles and solutions containing hydrofluoric acid, which attacks the glaze and causes irreversible damage to the ceramic tile.

5 Ceramic products provide a completely functional, low-maintenance surface once the period has passed during which the adhesives used to lay the tiles have matured or hardened. Daily wiping over with clean water and a little alkaline-based detergent is sufficient. Do not use metal scrapers or abrasive scrubbers to clean the tiles.

6 In the case of stains that cannot be removed completely with regular detergents and that require specific solvents or cleaning products, the tile's chemical resistance properties should be consulted beforehand.

7 The use of waxes, oils or similar products is not recommended.

RECOMMANDATIONS DE NETTOYAGE

1 Une fois le rejointoyage terminé et après le nettoyage, il est important de respecter le délai de mise en service du revêtement, c'est-à-dire de ne pas nettoyer immédiatement mais de laisser le chantier sécher. Pour le nettoyage de finalisation du sol carrelé, nous recommandons d'attendre environ 5 jours.

2 Le revêtement doit être protégé de l'eau et de l'humidité au cours des premières étapes de la maturation et du durcissement des matériaux de fixation et de scellement. Surtout à l'extérieur et en cas de risque de gel.

3 Il est également conseillé de prendre des mesures pour éviter les éventuelles agressions mécaniques ou chimiques produites par les travaux ultérieurs d'autres métiers ou installations afin de protéger la surface contre des dommages ponctuel. Il est donc conseillé de recouvrir le sol avec du carton épais ou similaire.

4 Pour le nettoyage final du revêtement, il est conseillé d'utiliser des produits compatibles avec la résistance chimique des pièces, ainsi que d'éviter l'utilisation de détergents solides à base de particules abrasives ou des solutions contenant de l'acide fluorhydrique, car cet acide attaque l'émail et produit des dommages irréparables sur la céramique.

5 Une fois le temps de maturation des matériaux est dépassé, la céramique permet d'avoir un revêtement entièrement fonctionnel qui ne nécessite que très peu d'entretien. Il suffit de le nettoyer quotidiennement avec de l'eau propre à laquelle on peut ajouter un détergent à base alcaline. Ne pas utiliser de spatules métalliques ni d'éponges abrasives pour nettoyer le revêtement.

Consulte nuestros tutoriales en

See our tutorials at

Consultez nos tutoriels sur

www.tauceramica.com

6 Si des taches apparaissent et qu'elles ne peuvent pas être complètement éliminées avec du détergent classique, ce qui pousse à utiliser des solvants ou des nettoyeurs spéciaux, il est recommandé de vérifier au préalable la classe de résistance chimique de la pièce.

7 Il n'est pas conseillé d'utiliser des cires, des huiles ou d'autres produits similaires.

RECOMENDACIONES PARA LA LIMPIEZA DE DECORADOS Y PIEZAS ESPECIALES.

1 Debido a las características de los metales utilizados en la confección de estos productos, es suficiente utilizar una bayeta húmeda y jabón líquido neutro. Si la pieza llevara protección, no quitarla hasta que el producto esté colocado y limpio.

RECOMMENDATIONS FOR THE CLEANING OF DECORATIONS AND SPECIAL PIECES

1 Due to the characteristics of the metals used in the production of these pieces, only a damp cloth and neutral liquid soap are required to clean them. Any protective material should be left on the piece until it is fitted and clean.

RECOMMANDATIONS POUR LE NETTOYAGE DES PIÈCES DÉCORÉES ET SPÉCIALES

1 En raison des caractéristiques des métaux utilisés dans la fabrication de ces produits, il suffit d'utiliser un chiffon humide et du savon liquide neutre pour les nettoyer. Si la pièce est protégée, n'enlevez pas la protection avant que le produit ne soit en place et propre.

TAU

cerámica

LAGERUNG

1 die Oberflächeneigenschaften zu bewahren, muss das gelieferte Produkt solange in der Originalverpackung gelagert werden bis es verlegt wird. **2** Direkter Kontakt mit Sonne oder Regen sollte vermieden werden. Eine defekte Verpackung kann zu Mängeln, wie Brüchen, stumpfen Oberflächen oder schwer zu entfernenden Flecken, an den Teilen führen. **3** Wenn das Produkt längere Zeit gelagert werden soll, ist es ratsam, es unter Dach aufzubewahren.

STOCCAGGIO

1 Per garantire la conservazione delle caratteristiche delle finiture, il prodotto fornito deve essere conservato nel suo imballaggio originario fino al momento della posa. **2** È opportuno evitare il contatto diretto con sole e pioggia. Un imballaggio deteriorato può provocare danni ai componenti quali rotture, spuntature o macchie difficili da eliminare. **3** Se il prodotto è destinato a uno stoccaggio prolungato è conveniente che venga sistemato al coperto.

ХРАНЕНИЕ МАТЕРИАЛОВ

1 Для поддержания качества отделки поставляемых материалов, храните их в оригинальной упаковке до процесса укладки. **2** Рекомендуется избегать прямого воздействия солнечных лучей и дождя. Поврежденная упаковка может привести к возникновению таких дефектов, как поломка, затупление или трудно выводимые пятна. **3** В случае долгосрочного складирования, материалы должны храниться под навесом.

VERLEGEEMPFEHLUNGEN

1Sie unser keramisches Material von qualifizierten Fachleuten mit nachgewiesener Erfahrung und den notwendigen und geeigneten Werkzeugen für diese Arbeit verlegen. **2** Der zu verkleidende Untergrund muss entsprechend fest, eben, sauber, undurchlässig und chemisch mit dem zu verwendenden Haftmaterial kompatibel sein. **3** Bei einer Verlegung auf schon vorhandenem alten Keramikmaterial müssen Elemente vorgesehen werden, die die Haftung der neuen Keramikbeschichtung garantieren. **4** Es müssen in jedem Fall die vorgesehenen Strukturfugen eingehalten und so viele Dehnungs- und Umfangsfugen wie notwendig eingerichtet und unbedingt alle Fugen vorgesehen werden, die nach den Baubestimmungen erforderlich sind. **5** Es muss Haftmaterial eingesetzt werden, das für die Art der zu verlegenden Keramikfliesen geeignet ist. Im Falle von Porzellanplatten ist ein Haftmaterial zu verwenden, das für die geringe Porosität dieses Produkts geeignet ist. Es sind immer Haft- und Fugenmaterialien mit ausreichender Elastizität und hoher technischer, mechanischer und chemischer Leistungsfähigkeit einzusetzen.

RACCOMANDAZIONI PER LA POSA

1 È consigliabile che la posa del nostro materiale in ceramica venga eseguita da personale qualificato, con esperienza dimostrata e in possesso degli strumenti e attrezzi necessari e adeguati. **2** Il supporto da rivestire deve essere in possesso delle condizioni adeguate di rigidità, planarità, pulizia e impermeabilità, oltre a essere chimicamente compatibile con il materiale di presa che verrà utilizzato. **3** Il supporto da rivestire deve essere in possesso delle condizioni adeguate di rigidità, planarità, pulizia e impermeabilità, oltre a essere chimicamente compatibile con il materiale di presa che verrà utilizzato.

DE Schauen Sie sich unsere Lernprogramme an, unter Sehr geehrter Kunde: Wir empfehlen Ihnen, eine Kopie dieser Informationen an die Personen weiterzugeben, an die Sie das Material der Marke TAU Cerámica liefern. Dieser kleine Extra-Aufwand wird Ihnen dadurch zugutekommen, dass mögliche Reklamationen Ihrer Kunden vermieden werden. Vielen Dank für Ihre Zusammenarbeit.

IT Consulta i nostri tutorial inCaro cliente: Le raccomandiamo di consegnare una copia di questo foglietto illustrativo ai clienti privati a cui fornisce i materiali del marchio TAU Cerámica. Questo piccolo sforzo sarà ricompensato da una minore incidenza di reclami da parte dei Suoi clienti. Molte grazie per la Sua collaborazione.

RU Смотрите наши обучающие видео на Уважаемый заказчик! Рекомендуем предоставить копию информации покупателям материала TAU Cerámica. Это небольшое усилие позволит Вам предотвратить потенциальные жалобы со стороны клиентов. Благодарим Вас за содействие.

4 Dovranno essere sempre collocati i giunti strutturali previsti, si dovranno installare tutti i giunti di espansione e perimetrali necessari e, in ogni caso, provvedere a installare i giunti previsti per legge. **5** Bisognerà utilizzare il materiale di presa più idoneo al tipo di ceramica da collocare. Nel caso del gres porcellanato, bisognerà utilizzare un materiale di presa adeguato alla bassa porosità di questo prodotto. In ogni caso, dovranno essere utilizzati materiali di presa e giunzioni provvisti di idonea elasticità e dalle elevate prestazioni tecniche, meccaniche e chimiche.

РЕКОМЕНДАЦИИ ПО УКЛАДКЕ

1 Укладка керамической плитки должна осуществляться квалифицированным персоналом с подтвержденным рабочим опытом, обладающим надлежащими инструментами и оборудованием для укладки. **2** Подлежащая облицовке поверхность должна отвечать соответствующим условиям жесткости, плоскостности, чистоты и непроницаемости, а также быть химически совместимой с используемыми клеевыми растворами. **3** В случае укладки новой плитки на существующий керамический материал, рекомендуется предусмотреть факторы, гарантирующие надлежащую адгезию нового покрытия. **4** Необходимо обеспечить соблюдение предусмотренных укладочных швов, учитывая необходимые деформационные и периметральные швы, а также требования по швам согласно нормативным правилам. **5** Необходимо использовать клеевой раствор в соответствии с типом керамической плитки. В случае Керамогранита, пользуйтесь клеевым раствором, учитывая низкую пористость данного материала. В любом случае, используемые клеевые растворы и цементные затирки должны иметь достаточную эластичность и обладать высокими техническими, механическими и химическими свойствами.

RECOMENDACIONES DE TRABADO

1 TAU empfiehlt, die folgenden Formate nicht in der Mitte des Teils zu verbinden: 30 x 60, 37,5 x 75, 30 x 120, 60 x 120 und 20 x 120. **2** Im Allgemeinen raten wir von einer Verlegung mit einem Versatz über 15 cm ab. Auf keinen Fall darf der Versatz über 25 % der Teillänge betragen.

RACCOMANDAZIONI PER LA POSA A INCASTRO

1 TAU raccomanda di non lavorare a metà pezzo i seguenti formati: 30 x 60, 37,5 x 75, 30 x 120, 60 x 120 e 20 x 120. **2** In generale è sconsigliata la posa a incastro con uno scorrimento superiore ai 15 cm. Lo scorrimento, in ogni caso, non supererà mai il 25% della lunghezza del pezzo.

РЕКОМЕНДАЦИИ ПО УКЛАДКЕ В РАЗБЕЖКУ

1 TAU не рекомендует производить укладку в разбежку, смещая плитку на половину ее длины, в изделиях со следующими размерами: 30x60, 37,5x75, 30x120, 60x120 и 20x120. **2** При укладке в разбежку, рекомендуемая длина смещения не должна превышать 15 см. В любом случае, длина смещения не должна превышать 25% длины плитки.

RECOMENDACIONES DE LIMPIEZA.

1 Nach Abschluss der Verfugungsarbeiten und nach der Reinigung der Fugen, ist es wichtig, eine entsprechende Zeit zu warten, bevor die Fliesen genutzt werden können, das heißt, sie müssen zuerst richtig austrocknen bevor sie gereinigt werden können. Für die Abschlussreinigung des Keramikbodens sollte ungefähr 5 Tage gewartet werden. **2** Der Belag muss in der ersten Phase der Reifung und Aushärtung des Haft- und Fugenmaterials vor Wasser und Feuchtigkeit geschützt werden. Besonders in Außenbereichen und bei Gefahr von Frostbildung. **3** Es sollten auch Maßnahmen zur Vermeidung eventueller mechanischer oder chemischer Schäden aus späteren Arbeiten anderer Handwerker oder durch spätere Einbauten ergriffen werden, um die Oberfläche vor punktuellen Beschädigungen zu schützen; dazu ist eine Abdeckung des Bodens mit dickem Karton oder ähnlichem zu empfehlen.

4 Für die Abschlussreinigung des Belags sind Reinigungsmittel zu empfehlen, die mit der chemischen Widerstandsfähigkeit der Teile kompatibel sind, es muss darüber hinaus der Einsatz von Reinigungsmitteln in fester Form mit abrasiven Partikeln oder von Lösungen vermieden werden, die Fluorwasserstoff enthalten, diese Säure greift das Email an und führt zu irreparablen Schäden an der Keramik.

5 Keramik stellt einen absolut funktionalen Belag dar, wenn die Reifungszeit des Materials erreicht ist, und erfordert sehr geringe Pflege, sie muss bei der täglichen Reinigung nur mit einem sauberen Lappen und etwas alkalischem Reinigungsmittel abgewischt werden. Es dürfen für die Reinigung des Belags keine Metallspachtel oder Scheuerschwämme verwendet werden.

6 Sollten Flecken entstehen, die mit einem herkömmlichen Reinigungsmittel nicht vollständig zu beseitigen sind und bei denen Speziallösungsmittel oder -reinigungsmittel verwendet werden müssen, sollte unbedingt zuvor die chemische Widerstandsklasse des Teils erfragt werden.

RACCOMANDAZIONI PER LA PULIZIA

1 Una volta conclusi i lavori di giunzione e dopo la pulizia delle fughe, è importante rispettare i tempi di riposo del rivestimento, per cui sarà necessario lasciar asciugare prima di provvedere alla pulizia. Per la pulizia di messa a punto definitiva del pavimento in ceramica si consiglia di aspettare circa 5 giorni. **2** È necessario proteggere il rivestimento da acqua e umidità nelle prime fasi di maturazione e indurimento dei materiali di presa e giunzione. Va riservata particolare cura alle pose in esterni e quando c'è rischio di gelate. **3** È inoltre conveniente adottare delle precauzioni in modo da evitare possibili aggressioni meccaniche o chimiche provocate dai lavori posteriori di altri artigiani o per altre installazioni, allo scopo di proteggere la superficie da danni occasionali; si raccomanda pertanto di coprire il pavimento con cartone grosso o materiali simili. **4** Per la pulizia finale del rivestimento si consiglia di utilizzare prodotti compatibili con la resistenza chimica dei pezzi, nonché di evitare l'uso di detersgeti solidi con particelle abrasive o soluzioni che contengano acido fluoridrico, dato che questo acido attacca lo smalto e provoca danni irreparabili alla ceramica. **5** Il rivestimento in ceramica sarà totalmente funzionale una volta superato il tempo di maturazione dei materiali e richiede pochissima manutenzione; è sufficiente la pulizia quotidiana con acqua pulita a cui potrà essere aggiunto un detersivo a base alcalina. Non utilizzare spatole metalliche, né spugne abrasive per la pulizia del rivestimento. **6** Nel caso in cui comparissero delle macchie la cui rimozione con un detersivo convenzionale sia impossibile e che richiedano l'uso di solventi o detersgenti specifici, si raccomanda di consultare previamente la classe di resistenza chimica del materiale. **7** Si consiglia di non utilizzare cere, oli o prodotti simili.

EMPFEHLUNGEN

RACCOMANDAZIONI / РЕКОМЕНДАЦИИ

Schauen Sie sich unsere Tutorials unter an Dai un'occhiata ai nostri tutorial su Ознакомьтесь с нашими руководствами по адресу **www.tauceramica.com**

РЕКОМЕНДАЦИИ ПО ОЧИСТКЕ

1 После затирки швов и очистки от лишнего материала дайте поверхности высохнуть до начала эксплуатации в соответствии с предусмотренным для этого временем. Окончательную уборку керамического пола до ввода в эксплуатацию рекомендуется проводить через пять дней после затирки. **2** Облицовочное покрытие необходимо защитить от проникновения воды и влаги на начальной стадии созревания и затвердения клеевого раствора и затирки. В первую очередь это касается уличных поверхностей, подвергающихся воздействию отрицательных температур. **3** Также рекомендуется принять меры по предотвращению механических или химических воздействий, возникающих в результате проведения последующих работ по ремонту или монтажу, с целью защиты поверхности от специфических повреждений; для чего необходимо покрыть пол толстым картоном или аналогичным материалом. **4** Для окончательной очистки облицовочного покрытия рекомендуется использовать чистящие средства, совместимые с химической стойкостью облицовочного материала, а также избегать использования моющих средств с твердыми абразивными частицами или растворов, содержащих плавиковую кислоту, которые воздействуют на эмаль и приведут к непоправимым повреждениям керамического покрытия. **5** Полномасштабная эксплуатация керамического покрытия станет возможной сразу после надлежащего затвердения клеевого раствора; уход за покрытием требует минимальных усилий и состоит из ежедневной очистки с помощью чистой воды, в которую можно добавить моющее щелочное средство. Металлические шпатели и абразивные губки для очистки облицовки использовать запрещается.

6 При появлении пятен, которые трудно вывести с помощью обычного моющего средства, и которые требуют использования растворителей или специальных чистящих средств, необходимо предварительно ознакомиться с классом химической стойкости плитки. **7** Не рекомендуется использование средств с содержанием воска, масел и подобных им веществ.

EMPFEHLUNGEN FÜR DIE REINIGUNG VON SCHMUCKELEMENTEN UND SPEZIALTEILEN

1 Aufgrund der Eigenschaften, der bei der Gestaltung dieser Produkte verwendeten Metalle, genügt ein feuchter Wischlappen und flüssige Neutralseife. Wenn das Teil mit einer Schutzschicht versehen ist, diese nicht abnehmen bevor das Produkt verlegt und sauber ist.

RACCOMANDAZIONI PER LA PULIZIA DI DECORAZIONI ED ELEMENTI SPECIALI

1 Viste le caratteristiche dei metalli utilizzati nella confezione di questi prodotti, è sufficiente utilizzare un panno umido e sapone liquido neutro. Se il pezzo reca protezione, non toglierla fino a quando il prodotto sarà stato posato e pulito.

РЕКОМЕНДАЦИИ ПО ОЧИСТКЕ ДЕКОРАТИВНЫХ И СПЕЦИАЛЬНЫХ ЭЛЕМЕНТОВ

1 Ввиду специальных характеристик металлов, используемых в производстве данных изделий, достаточно использовать влажную тряпку и нейтральное жидкое мыло. Если изделие оснащено защитным элементом, не снимайте его до полной установки и очистки изделия.

TAU

cerámica

TAU aplica una política de continuo desarrollo de sus productos y se reserva el derecho a realizar cambios en los productos, colores, especificaciones técnicas, packings y códigos sin previo aviso.

TAU ha realizado un esfuerzo considerable para que toda la información sea adecuada en el momento de la publicación del catálogo. A causa de las limitaciones del proceso de impresión los colores reproducidos pueden sufrir ligeras variaciones con respecto al producto original. TAU informa que este catálogo tiene validez a nivel informativo y por tanto no se hace responsable de los posibles errores de impresión; reservándose el derecho de realizar modificaciones sin necesidad de preaviso.

TAU operates a policy of continuous development and reserves the right to make changes to its products, colours, engineering specifications, packaging and codes without prior notice.

TAU has taken every effort to ensure that the information contained in the catalogue is correct at the time of publication. Due to the limitations of the printing process, the colours reproduced may vary slightly from the original product.

TAU advises that this catalogue is only valid for information purposes and therefore does not accept responsibility for any possible printing errors.

La politique de TAU se base sur le développement continu de produits. L'entreprise se réserve donc le droit d'apporter des modifications aux produits, couleurs, spécifications techniques, emballages et codes sans préavis.

TAU a déployé des efforts considérables pour s'assurer de l'exactitude de toutes les informations au moment de la publication du catalogue. En raison des limites du procédé d'impression, les couleurs reproduites peuvent varier légèrement par rapport au produit original. TAU informe que ce catalogue est valable à titre informatif et n'accepte donc aucune responsabilité pour d'éventuelles erreurs d'impression ; elle se réserve le droit d'apporter des modifications sans préavis.

Carrer del Toll, 18 - Onda
12200 Castellón - ESPAÑA
+34 964 56 54 84
tau@tauceramica.com

www.tauceramica.com

EDICIÓN 2023

WE ARE FEEL & MIX CONCEPT
PORCELAIN WE ARE FEEL & MIX
CONCEPT PORCELAIN WE ARE
FEEL & MIX CONCEPT PORCELAIN
WE ARE FEEL & MIX CONCEPT
PORCELAIN WE ARE FEEL & MIX
CONCEPT PORCELAIN WE ARE
FEEL & MIX CONCEPT PORCELAIN
WE ARE FEEL & MIX CONCEPT
PORCELAIN WE ARE FEEL & MIX
CONCEPT PORCELAIN WE ARE
FEEL & MIX CONCEPT PORCELAIN

PORCELAIN CONCEPT
www.tauceramica.com