CONCEPT

WE ARE
FEEL & MIX
CONCEPT
WALL TILE
WE ARE
FEEL & MIX
CONCEPT
WALL TILE
WE ARE
FEEL & MIX
CONCEPT
WALL TILE
WE ARE
FEEL & MIX
CONCEPT
WALL TILE

TAU
cerámica

TAU
cerámica

Feel & Mix

La Marca
Brand

TAU se consolida como marca de referencia mundial en el sector cerámico, por la calidad técnica y estética de nuestro producto, por nuestra apuesta constante por la innovación y el desarrollo y por el compromiso con nuestro entorno social y ambiental.

TAU is consolidated as a world reference brand in the ceramic sector. We are proud of our commitment to innovation and development and our commitment to our social and environmental surroundings.

VISIÓN

OUR VISION

Liderar el sector cerámico a través de una experiencia de compra empática que ayude al vendedor a vender y al comprador a decidir.

Leading ceramic industry through a purchasing experience empathy that helps the seller to sell and the buyer to decide.

MISIÓN

OUR MISSION

Transformamos la naturaleza para crear superficies porcelánicas que ayuden a nuestros clientes en su crecimiento y diferenciación.

We transform nature to create porcelain surfaces that help our clients in their growth and differentiation.

EMPATÍA

EMPATHY

LIDERAZGO

LEADERSHIP



ILUSIÓN

ENTHUSIASM

MEZCLA

MIXTURE

“

Aplicando criterios de mejora continua, llevamos a cabo una valorización interna de los residuos y una recogida selectiva de los mismos como cartón, plástico o madera.

Applying criteria of continuous improvement, we carry out an internal recovery of the waste and a selective collection of the same as cardboard, plastic or wood.

”

Uso de energías limpias / *Green energy used*

> 67%

Recuperación aguas / *wastewater recovery*

> 87%

TAU está comprometida con la optimización en la gestión del agua, basada en los principios de reutilización y optimización de la misma en diferentes procesos. Además, apuesta por la aplicación constante criterios de eficiencia energética en sus instalaciones y actividades.

TAU is committed to the optimisation of water management, based on the principles of reuse and optimisation of water in different processes. It is also committed to the constant application of energy efficiency criteria in its facilities and activities.

floor score

CERTIFIED BY SCS Global Services

Desarrollo sostenible
Sustainable development

TAU cerámica cuenta con un sistema de gestión ambiental para identificar y minimizar el impacto de sus operaciones sobre las emisiones atmosféricas, aguas residuales, residuos y contaminación acústica. Sistema Integrado de Gestión (SIG), diseñado por Ecoembes y encaminado a la recogida selectiva y recuperación de residuos de envases para su tratado, reciclado y valoración.

La compañía cuenta con Declaraciones Ambientales de Producto (DAP) para todas las familias de producto que comercializa. Una declaración concedida por Aenor en 2014 y ampliada en 2015 que destaca productos respetuosos con el medio ambiente.

TAU ceramics has an environmental management system to identify and minimize the impact of its operations on air emissions, wastewater, waste and noise pollution. Integrated Management System (SIG), designed by Ecoembes and aimed at the selective collection and recovery of packaging waste for treatment, recycling and assessment.

The company has Environmental Product Declarations (EPDs) for all the product families it markets. A declaration granted by Aenor in 2014 and extended in 2015 that highlights environmentally friendly products.

GlobalEPD VERIFIED ENVIRONMENTAL DECLARATION

AENOR Confía

LEED®

LRQA CERTIFIED ISO 9001 • ISO 14001

UKAS MANAGEMENT SYSTEMS 0001

Feel & Mix

Sólo necesitamos 20 segundos para saber si algo nos gusta o no nos gusta. Las sensaciones que nos transmiten nuestros sentidos nos ayudan a decidirnos.

Por eso, en TAU Cerámica hemos configurado diferentes estilos de **moodboards** que guíen tu elección de producto. **Diseñamos por ti para hacerle la vida más fácil al vendedor y al cliente.**

En la mezcla está la pureza y en TAU Cerámica apostamos por ello.

Mezcla de diferentes tipologías de producto, de diferentes formatos, relieves y acabados.

Formando un espacio coordinado y armónico donde el cliente se sienta cómodo. Todo es combinable con el gusto adecuado y ése es el aporte de valor de la marca.

We only need 20 seconds to decide if we like something or not. The sensations that our senses transmit to us help us in the decision making process.

For this reason, at TAU Cerámica we have configured different styles of **moodboards** to guide your choice of product. **We design for you to make life easier for the seller and the customer.**

Purity is in the mix and at TAU Cerámica we bet on it.

Mix of different types of product, of different formats, reliefs and finishes.

Forming a coordinated and harmonious space where the client feels comfortable. Everything is combinable with the right taste and that is the contribution of brand value.

Moodboards

Es la herramienta que utilizan diseñadores, arquitectos y decoradores para resumir en un panel todas las ideas e inspiraciones.

Esta **herramienta nos ayuda a agilizar el proceso de comprensión** por parte del cliente, y a **reducir el tiempo en la toma de decisiones**.

It is the tool that designers, architects and decorators use to summarize all ideas and inspirations in one panel.

This **tool helps us streamline the understanding process** by the client, and **reduce the time in making decisions**.

Paleta cromática cálida
Warm color palette

Mediterranean

- White *NCS S 0505-R60B*
- Copper *NCS S 3005-Y50R*
- Pearl *NCS S 1500 N*
- Sienna *NCS S 3010-Y40R*
- Linen *NCS S 1005-Y40R*
- Aquamarine *NCS S 3020B50G*

Desert

- Linen *NCS S 1005-Y40R*
- Umber *NCS S 4010-Y10R*
- Sand *NCS S 1005-Y20R*
- Gold *NCS S 2070-Y10R*

Neutral

- White *NCS S 0505-R60B*
- Linen *NCS S 1005-Y40R*
- Pearl *NCS S 1500 N*
- Aquamarine *NCS S 3020B50G*

Metallic

- Olivo *NCS S 3005-Y20R*
- Gray *NCS S 3500-N*
- Silver *NCS S 0300-N*
- Gloss Royalblue *NCS S 6030-R80B*



Paleta Cromática Fría
Cold color palette

Fusion

- White *NCS S 1502-Y*
- Black *NCS S 8500-N*
- Silver *NCS S 2002Y50R*
- Coral *NCS S 1050-Y90R*
- Gray *NCS S 3500-N*

Colonial

- White *NCS S 1502-Y*
- Rusteel *NCS S 6005-Y20R*
- Umber *NCS S 5010-Y10R*
- Seagreen *NCS S 6010-B70G*
- Coffee *NCS S 5010-Y10R*

Temperate

- Gray *NCS S 3500-N*
- Lapisblue *NCS S 7010-R70B*
- Graphite *NCS S 6502-Y*
- Royalblue *NCS S 6030-R80B*

Basics

- White *NCS S 1502-Y*
- Black *NCS S 8500-N*
- Graphite *NCS S 6502-Y*

ÍNDICE INDEX INDICE

MEDITERRANEAN

CAT.	TIPOLOGÍA	SERIE	COLOR
P	MARBLE	AURUM	WHITE
P	MARBLE	AVORIO	CREAM
W	BASIC	BIANCHI	AQUAMARINE
P	WOOD	BOHARS	CAMEL
P	METAL	BROOKLYN	MUSGO
P	WOOD	CARABELA	CAMEL
W	CEMENT	CASSIS	SAND
W	CEMENT	CASSIS	GOLD
W	CEMENT	CASSIS	LINEN
P	CEMENT	CEPPO DI GRE	TALCO
W	BASIC	CHROMATIC	SALVIA
W	BASIC	CHROMATIC	CAMEL
W	BASIC	CHROMATIC	TAN
W	BASIC	CHROMATIC	TALCO
W	TEXTIL	CHANNEL	MIX
W	TEXTIL	CHANNEL	LINEN
W	BASIC	CLASSIC	CREAM
P	METAL	CORTEN WALL	UMBER
P	MARBLE	CROTONE	TAN
P	CEMENT	DEVON	TAN
P	WOOD	DOVER	CAMEL
P	WOOD	ETERNAL	HAYA

CAT.	TIPOLOGÍA	SERIE	COLOR
P	CEMENT	EVIAN	LINEN
W	CEMENT	EVIAN WALL	LINEN
P	WOOD	FOREVER	ROBLE
W	BASIC	GRISHA	SAND
P	STONE	INTEGRA	GREIGE
W	STONE	INTEGRA WALL	GREIGE
P	CEMENT	LEMA	GREIGE
P	CEMENT	LUNEVILLE	LINEN
W	METAL	MADISON	BROWN
W	BASIC	MAIOLICA	AQUAMARINE
P	WOOD	MARSALA	TAN
P	METAL	METAL	STEEL
P	WOOD	ORIGIN	UMBER
P	WOOD	RAGUSA	UMBER
P	WOOD	RENNES	TAN
P	CLAY	TERRACOTTA	WHITE
W	TEXTIL	TISSE WALL	LINEN
W	TEXTIL	TISSE WALL	MIX
W	STONE	TOSCANA WALL	IVORY
W	MARBLE	TRAVETINO	WHITE
W	MARBLE	TRAVERTINO	SAND
W	CEMENT	YAIZA	BEIGE
W	CEMENT	YAIZA	MARFIL

NEUTRAL

CAT.	TIPOLOGÍA	SERIE	COLOR
P	STONE	ABSTRACT	TALCO
P	MARBLE	ALTAMURA	PEARL
W	MARBLE	ALTAMURA WALL	PEARL
W	MARBLE	BERLUZZI	PEARL
W	CEMENT	BIANCHI	WHITE
P	STONE	BORRIOLSTONE	WHITE
W	CEMENT	CASSIS	PEARL
P	CEMENT	CASTROVILLARI	WHITE
P	CEMENT	CASTROVILLARI	PEARL
W	TEXTIL	CHANNEL	WHITE
W	BASIC	CHROMATIC	TALCO
W	BASIC	FICUS CHROMATIC	TALCO
W	STONE	CORNWALL	WHITE
P	METAL	CORTEN WALL	LINEN
W	METAL	CORTEN WALL	IVORY
P	CEMENT	COSMOPOLITA	WHITE
W	CEMENT	COSMOPOLITA WALL	WHITE
P	CEMENT	DEVON	WHITE
W	CEMENT	DEVON WALL	WHITE
P	MARBLE	ELITE	WHITE
P	CEMENT	EVIAN	WHITE
W	CEMENT	EVIAN WALL	WHITE
P	STONE	FIDENZA	LINEN
P	STONE	FIDENZA	PEARL
P	WOOD	FOREVER	ARCE
W	BASIC	GRISHA	WHITE
P	STONE	INTEGRA	WHITE
P	STONE	INTEGRA	PEARL
W	STONE	INTEGRA WALL	WHITE
W	STONE	INTEGRA WALL	PEARL

CAT.	TIPOLOGÍA	SERIE	COLOR
P	CEMENT	LEMA	WHITE
P	CEMENT	LEMA	PEARL
W	CEMENT	LEMA WALL	WHITE
W	CEMENT	LEMA WALL	PEARL
W	CEMENT	LEMA WALL	MIX
P	STONE	LITIUM	PEARL
W	STONE	LITIUM WALL	PEARL
P	STONE	MAINSTONE	SILVER
W	CEMENT	MARNE	WHITE
W	CEMENT	MARNE	PEARL
P	WOOD	NATURE	WHITE
P	CEMENT	ORISTAN	ARENA
P	CEMENT	ORISTAN	PEARL
P	CEMENT	ORISTAN	PERLA
P	STONE	PALOMASTONE	WHITE
W	STONE	PALOMASTONE WALL	WHITE
P	WOOD	RENNES	WHITE
P	STONE	ROADSTONE	LINEN
P	STONE	ROADSTONE	PEARL
W	STONE	ROADSTONE WALL	MIX
W	STONE	ROADSTONE WALL	WHITE
W	STONE	ROADSTONE WALL	PEARL
W	STONE	ROADSTONE WALL	LINEN
P	MARBLE	TAJ MAHAL	WHITE
P	CLAY	TERRACINA	WHITE
W	TEXTIL	TISSE WALL	WHITE
W	STONE	TOSCANA WALL	WHITE
W	MARBLE	TRAVERTINO	WHITE

ÍNDICE INDEX INDICE

DESERT

CAT.	TIPOLOGÍA	SERIE	COLOR
P	STONE	ABSTRACT	CAMEL
P	MARBLE	AXOR	GOLD
W	MARBLE	BERLUZZI	SAND
P	MARBLE	BERLUZZI	SAND
P	WOOD	BERNA	MIX
P	WOOD	BERNA	SAND
P	WOOD	BERNA	CAMEL
P	WOOD	BOHARS	SAND
P	STONE	BORRIOLSTONE	SAND
P	WOOD	BREST	SAND
P	WOOD	BREST	TAN
P	WOOD	BREST	UMBER
P	WOOD	CARABELA	SAND
P	CEMENT	CASTROVILLARI	TAN
P	TEXTIL	CHANNEL	GOLD
W	BASIC	CHROMATIC	HONEY
W	BASIC	CHROMATIC	SIENA
P	MARBLE	CONDAL	GOLD
P	STONE	CORNWALL	GOLD
P	METAL	CORTEN WALL	SAND
P	METAL	CORTEN WALL	TAN
W	METAL	CORTEN WALL	LINEN
P	CEMENT	COSMOPOLITA	SAND
W	CEMENT	COSMOPOLITA WALL	SAND
P	MARBLE	CREMA MARFIL	MARFIL
P	MARBLE	CROTONE	SAND
P	MARBLE	CROTONE	TAN
W	CEMENT	DEVON WALL	TAN
P	WOOD	DOVER	SAND
P	MARBLE	ELITE	GREIGE
P	WOOD	ETERNAL	ROBLE
P	CEMENT	EVIAN	SAND
W	CEMENT	EVIAN WALL	SAND
P	STONE	FIDENZA	SAND

CAT.	TIPOLOGÍA	SERIE	COLOR
P	STONE	FIDENZA	TAN
P	STONE	FIDENZA	SERENE
P	WOOD	FOREVER	HAYA
W	BASIC	GRISHA	LINEN
P	STONE	INTEGRA	GREIGE
P	MARBLE	LEGEND	SAND
W	BASIC	MAIOLICA	RED
W	BASIC	MAIOLICA	LINEN
W	BASIC	MAIOLICA	TAN
W	BASIC	MAIOLICA	N.COPPER
W	CEMENT	MARNE	SAND
W	CEMENT	MARNE	LINEN
P	WOOD	MARSALA	UMBER
P	WOOD	NATURE	SAND
P	WOOD	NATURE	CAMEL
P	MARBLE	NOYA	ALMOND
P	MARBLE	ONICE	GOLD
P	WOOD	ORIGIN	SAND
P	WOOD	ORIGIN	TAN
P	WOOD	RAGUSA	SAND
P	WOOD	RAGUSA	CAMEL
P	WOOD	RENNES	UMBER
P	STONE	ROADSTONE	TAN
W	STONE	ROADSTONE WALL	GOLD
P	STONE	ROADSTONE WALL	GOLD
P	WOOD	SLONWOOD	NATURAL
P	STONE	SOAPSTONE	TAN
W	STONE	SOAPSTONE WALL	TAN
P	CLAY	TERRACINA	UMBER
P	CLAY	TERRACINA	SIENNA
P	CLAY	TERRACINA	BASIC
P	CLAY	TERRACINA	SERENE
P	WOOD	YUKON	YUKON

METALLIC

CAT.	TIPOLOGÍA	SERIE	COLOR
P	MARBLE	ALTAMURA	PEARL
P	MARBLE	ALTAMURA	SILVER
P	STONE	BELCASTEL	SILVER
W	MARBLE	BERLUZZI	PEARL
P	WOOD	BOHARS	OLIVO
P	STONE	BORRIOLSTONE	SILVER
P	METAL	BROOKLYN	SILVER
P	WOOD	CARABELA	SILVER
P	WOOD	CARABELA	GRAY
P	MARBLE	CASANIA	GRAY
W	CEMENT	CASSIS	SILVER
W	CEMENT	CASSIS	GRAY
P	CEMENT	CASTROVILLARI	SILVER
P	CEMENT	CASTROVILLARI	GRAY
P	CEMENT	CEPPO DI GRE	SILVER
W	BASIC	CHROMATIC	SILVER
W	BASIC	CHROMATIC	GRAY
W	METAL	CORTEN WALL	SILVER
P	CEMENT	COSMOPOLITA	SILVER
P	CEMENT	COSMOPOLITA	GRAY
W	CEMENT	COSMOPOLITA WALL	SILVER
P	CEMENT	DEVON	SILVER
W	CEMENT	DEVON WALL	SILVER
P	WOOD	DOVER	WHITE
P	WOOD	DOVER	SILVER
P	MARBLE	ELITE	SILVER
W	MARBLE	ELITE	SILVER
P	CEMENT	EVIAN	PEARL
W	CEMENT	EVIAN WALL	PEARL
P	MARBLE	EXPLOSION	BLUE
P	STONE	FIDENZA	SILVER
P	WOOD	FOREVER	OLIVO

CAT.	TIPOLOGÍA	SERIE	COLOR
P	WOOD	FOREVER	TILO
P	MARBLE	GEMSTONE	ROYALBLUE
W	BASIC	GRISHA	SILVER
P	STONE	INTEGRA	SILVER
P	CEMENT	LEMA	SILVER
W	CEMENT	LEMA	SILVER
W	CEMENT	LEMA WALL	SILVER
W	STONE	LEMA WALL	SILVER
P	STONE	LITIUM	SILVER
P	METAL	MADISON	BLUE
P	METAL	MADISON	SILVER
P	STONE	MAINSTONE	SILVER
W	BASIC	MAIOLICA	PEARL
W	BASIC	MAIOLICA	SILVER
W	BASIC	MAIOLICA	ROYALBLUE
W	BASIC	MAIOLICA	ARGENT
W	CEMENT	MARNE	SILVER
P	WOOD	MARSALA	GRAY
P	METAL	METAL	SILVER
P	METAL	METAL	ROYALBLUE
P	WOOD	ORIGIN	SILVER
P	CEMENT	ORISTAN	GRIS
P	STONE	PALOMASTONE	SILVER
W	STONE	PALOMASTONE WALL	SILVER
P	STONE	ROADSTONE	SILVER
P	STONE	ROADSTONE	MIX
W	STONE	ROADSTONE WALL	SILVER
W	STONE	ROADSTONE WALL	LINEN
P	METAL	SASSARI	SILVER
P	STONE	SOAPSTONE	SILVER

ÍNDICE INDEX INDICE

FUSION

CAT.	TIPOLOGÍA	SERIE	COLOR
P	MARBLE	ALTAMURA	GRAY
W	BASIC	ATEMPI	WHITE
W	BASIC	BIANCHI	WHITE
W	BASIC	BRINDISI	WHITE
P	METAL	BROOKLYN	GREEN
P	CEMENT	CASTROVILLARI	BLACK
W	BASIC	CHROMATIC	GREEN
P	METAL	CORTEN	CORTEN B
W	BASIC	CREAZZO	WHITE
W	BASIC	DONINI	WHITE
P	MARBLE	DOZZA	WHITE
P	MARBLE	DOZZA	GOLD
W	BASIC	EMARESE	WHITE

CAT.	TIPOLOGÍA	SERIE	COLOR
W	BASIC	ISEO	WHITE
P	METAL	MADISON	GREEN
W	BASIC	MAIOLICA	CORAL
W	BASIC	MAIOLICA	SEAGREEN
W	BASIC	MANTOVA	WHITE
P	METAL	METAL	TITANIUM
P	METAL	METAL	SEAGREEN
P	WOODS	ORIGIN	GRAY
P	MARBLE	PORTLOREN	BLACK
W	BASIC	RECREA	WHITE
W	BASIC	SUMA	WHITE
W	BASIC	TRAPANI	WHITE
P	MARBLE	TORANO	STATUARIO
P	MARBLE	VANITY	BROWN

TEMPERATE

CAT.	TIPOLOGÍA	SERIE	COLOR
P	STONE	ABSTRACT	BLUE
P	STONE	ABSTRACT	GRAPHITE
P	STONE	ABSTRACT	GRAY
P	STONE	ABSTRACT	SALVIA
P	MARBLE	ALTAMURA	GRAY
P	STONE	BELCASTEL	GRAPHITE
P	METAL	BROOKLYN	ROYALBLUE
P	CEMENT	CASTROVILLARI	GRAY
W	TEXTIL	CHANNEL	GRAY
W	BASIC	CHROMATIC	BLUE
W	BASIC	CHROMATIC	GRAPHITE
P	CEMENT	COSMOPOLITA	GRAY
P	CEMENT	DEVON	GRAY
P	MARBLE	ELITE	GRAY
P	BASIC	ESSENCE	GRAY
P	STONE	FIDENZA	GRAY
P	STONE	FIDENZA	GRAPHITE

CAT.	TIPOLOGÍA	SERIE	COLOR
P	STONE	INTEGRA	GRAY
P	CEMENT	LEMA	GRAPHITE
P	CEMENT	LEMA	GRAY
P	STONE	MAINSTONE	GRAY
P	STONE	MAINSTONE	GRAPHITE
W	BASIC	MAIOLICA	ROYALBLUE
P	WOODS	MARSALA	GRAY
P	WOODS	ORIGIN	GRAY
P	STONE	ROADSTONE	GRAY
P	STONE	ROADSTONE	LINEN
P	STONE	ROADSTONE	GRAY
P	STONE	SOAPSTONE	GRAPHITE
P	STONE	SOAPSTONE	GRAY
P	CLAY	TERRACINA	GRAY
W	TEXTIL	TRAPANI	GRAPHITE
P	MARBLE	VARESE	WHITE

ÍNDICE INDEX INDICE

COLONIAL

CAT.	TIPOLOGÍA	SERIE	COLOR
W	MARBLE	ALESSO	BLACK
P	MARBLE	ATLAS	GRAY
P	METAL	BEAM RUSTEEL	RUSTEEL
P	STONE	BELCASTEL	GRAPHITE
P	WOOD	BERNA	UMBER
P	MARBLE	BOSCO	BLACK
P	WOOD	BREST	UMBER
P	METAL	BROOKLYN	RUSTEEL
P	METAL	DC BROOKLYN	RUSTEEL
P	CEMENT	CASTROVILLARI	DAMGRAY
P	METAL	CORTEN	A
P	CEMENT	COSMOPOLITA	GRAY
W	CEMENT	COSMOPOLITA WALL	GRAY
P	MARBLE	CROTONE	UMBER
P	CEMENT	DEVON	GRAY
P	WOOD	DOVER	COFFEE
P	MARBLE	ELITE	GRAPHITE
P	MARBLE	EMPORIO	CALACATTA
P	WOOD	ETERNAL	TEKA
P	STONE	ETNASTONE	BLACK
P	STONE	ETNASTONE	GRAPHITE
P	CEMENT	EVIAN	GRAY
W	CEMENT	EVIAN WALL	GRAY
P	STONE	FIDENZA	GRAPHITE

CAT.	TIPOLOGÍA	SERIE	COLOR
P	STONE	FIDENZA	GRAY
W	BASIC	GRISHA	GRAY
P	STONE	INTEGRA	GRAPHITE
P	MARBLE	INVICTUS	CALACATTA
P	STONE	MAINSTONE	GRAPHITE
W	BASIC	MAIOLICA	SEAGREEN
P	METAL	METAL	SEAGREEN
P	METAL	METAL	TITANIUM
P	WOOD	NATURE	UMBER
P	CEMENT	ORISTAN	GRAFITO
W	MARBLE	PALAZZO	CALACATTA
P	STONE	PALOMASTONE	GRAPHITE
W	STONE	PALOMASTONE WALL	GRAPHITE
P	BASIC	RIVET	WHITE
P	STONE	ROADSTONE	GRAY
P	MARBLE	SAHARA	WHITE
P	MARBLE	SORRENTO	WHITE
P	STONE	SOAPSTONE	GRAPHITE
P	MARBLE	TAJ MAHAL	NACAR
P	MARBLE	TAJ MAHAL	SEAGREEN
P	CLAY	TERRACINA	BLACK
P	CLAY	TERRACINA	GRAY
P	CLAY	TERRACOTTA	COTTO

BASICS

CAT.	TIPOLOGÍA	SERIE	COLOR
P	BASIC	ALPI	WHITE
P	MARBLE	ARABESCATTO	WHITE
P	MARBLE	ARABESCATTO	WHITE
P	MARBLE	BARANELLO	WHITE
W	MARBLE	BARANELLO WALL	WHITE
W	MARBLE	BARANELLO WALL	SHINY
W	MARBLE	BARANELLO WALL	MATT
W	BASIC	BIANCHI	SHINY
W	BASIC	BIANCHI	MATT
W	BASIC	BIANCHI	WHITE
W	BASIC	BIANCHI	ARGENT
P	BASIC	BROOKLYN	BLACK
P	BASIC	DC BROOKLYN	BLACK
P	CEMENT	CASTROVILLARI	BLACK
W	BASIC	FICUS CHROMATIC	WHITE
W	BASIC	FABRIC CHROMATIC	WHITE
W	BASIC	CLASSIC	WHITE
W	BASIC	CLASSIC	BLACK
P	METAL	CORTEN	BLANCO
P	METAL	CORTEN	B
P	METAL	CORTEN	A
W	METAL	CORTEN WALL	WHITE
W	METAL	CORTEN WALL	GRIS
P	MARBLE	DOZZA	WHITE
P	MARBLE	ELITE	BLACK
W	BASIC	ESSENCE	WHITE

CAT.	TIPOLOGÍA	SERIE	COLOR
P	BASIC	GRUM	BLACK
P	BASIC	HERITAGE	MONO
P	MARBLE	INVICTUS	WHITE
P	MARBLE	INVISIBLE	GOLD
P	STONE	IRONSTONE	BLACK
P	STONE	KEMBERG	LEAD
P	METAL	MADISON	BLACK
P	STONE	MAINSTONE	BLACK
W	BASIC	MAIOLICA	WHITE
P	MARBLE	MARQUINA	BLACK
P	MARBLE	MATERIA	KALOS
P	MARBLE	MATERIA	BLACK
P	MARBLE	MONTELEONE	BLANCO
P	MARBLE	PANTHER	BLACK
P	MARBLE	PORTLOREN	PORTLOREN
P	MARBLE	PORTLOREN	BLACK
P	MARBLE	SAFFIRE	WHITE
P	METAL	SASSARI	BLACK
P	BASIC	SHINE	BLANCO
P	BASIC	SHINE	BLACK
P	STONE	SOAPSTONE	WHITE
W	STONE	SOAPSTONE WALL	WHITE
W	BASIC	SUN	BLANCO
W	BASIC	SUN	SILVER
W	BASIC	SUN	GOLD
P	MARBLE	VARENNA	CARRARA
P	MARBLE	VARENNA	VARENNA
W	MARBLE	VARENNA WALL	CARRARA

White
NCS S 0505-R60B

Pearl
NCS S 1500 N

Linen
NCS S 1005-Y40R

Copper
NCS S 3005-Y50R

Sienna
NCS S 3010-Y40R

Aquamarine
NCS S 3020B50G



Mediterranean

El uso del mimbre y ratán, el hierro forjado, madera sin tratar, textiles de lino y algodón son los elementos predominantes en este look.

Sus característicos paisajes naturales con calas de aguas cristalinas nos transportan al mejor verano de nuestras vidas. El Mediterráneo es capaz de mezclar estos materiales de una manera vibrante, armónica y vitalista.

The use of wicker and rattan, wrought iron, untreated wood, linen and cotton textiles are the predominant elements in this look.

Its characteristic natural landscapes with crystal clear coves transport us to the best summer of our lives. The Mediterranean is capable of mixing these materials in a vibrant, harmonious and vital way.

El estilo mediterráneo es sinónimo de luz, de sol, de madera que huele a campo, colores frescos y alegres y, maravillosos atardeceres.

The Mediterranean style is synonymous with light, sun, wood that smells of the countryside, fresh and cheerful colors and wonderful sunsets.

Linen
NCS S 1005-Y40R

Sand
NCS S 1005-Y20R

Umber
NCS S 4010-Y10R

Gold
NCS S 2070-Y10R

Desert

La sabana, caravanas y oasis son lo primero que asociamos a los desiertos, los expertos en diseño no dejan de inspirarse en estos ambientes.

Acabados en madera y piedras pulidas y una decoración basada en los tonos marrones del desierto, colores tierra, grises y arena, creando ese vínculo entre el exterior y el interior.

The savannah, caravans and oases are the first thing we associate with deserts, design experts do not stop being inspired by these environments.

Finishes in wood and polished stones and a decoration based on the brown tones of the desert, earth colors, grays and sand, creating that link between the exterior and the interior.

La gama de colores básica es la terrosa, que abarca los rojos ladrillo, naranjas, ocres, marrones. Para contrastar se usan los tonos verdes intensos, azules e incluso amarillos. Como acentos desérticos, la idea es que rompa la monotonía de las paredes monocolores con tapizados, muebles y decoración autóctonos de esta zona.

The basic color range is earthy, which includes brick reds, oranges, ocher, browns. Intense green, blue and even yellow tones are used to contrast. As accents, the idea is to break the monotony of the solid colored walls with upholstery, furniture and decoration indigenous to this area.





White
NCS S 0505-R60B

Pearl
NCS S 1500 N

Linen
NCS S 1005-Y40R

Aquamarine
NCS S 3020B50G

Neutral

El moodboard Neutral busca multiplicar la claridad de los espacios, atrayendo la luz y creando espacio más acogedores y envolventes.

El blanco roto es el color predominante, y es habitual que conviva con beiges y grises empolvados. Los toques de color se añaden mediante complementos, textiles, lámparas, cuadros, decoración...

The Neutral moodboard seeks to multiply the clarity of spaces, attracting light and creating more welcoming and enveloping spaces.

Off-white is the predominant color, and it is common for it to coexist with dusty beiges and grays. Touches of color are added through accessories, textiles, lamps, paintings, decoration...

Se buscan maderas cálidas no sólo en suelos, paredes y muebles, sino también en todo tipo de complementos. Las variedades más habituales vuelven a ser las claras, como el haya o el abedul.

Warm woods are sought not only in floors, walls and furniture, but also in all kinds of accessories. The most common varieties are again the clear ones, such as beech or birch.

Silver
NCS S 0300-N

Gray
NCS S 3500-N

Olivo
NCS S 3005-Y20R

Gloss Royalblue
NCS S 6030-R80B

Metallic

El moodboard Metallic está inspirado en la arquitectura contemporánea del siglo XX y sus icónicas obras que han influenciado a toda una generación.

Este estilo es contemporáneo y está creado para asombrar. Con este moodboard es posible diseñar espacios tranquilos, ligeros y equilibrados gracias a los tonos neutros que nos ofrecen los grises pearl, silver y gray. En esta ocasión hemos incluido los azules índigo y cobalto.

The Metallic moodboard is inspired by contemporary 20th century architecture and its iconic works that have influenced an entire generation.

This style is contemporary and created to amaze. With this moodboard it is possible to design calm, light and balanced spaces thanks to the neutral tones offered by the pearl, silver and gray tones. We have also included indigo and cobalt blues.

White
NCS S 1502-Y

Silver
NCS S 2002Y50R

Gray
NCS S 3500-N

Black
NCS S 8500-N

Coral
NCS S 1050-Y90R

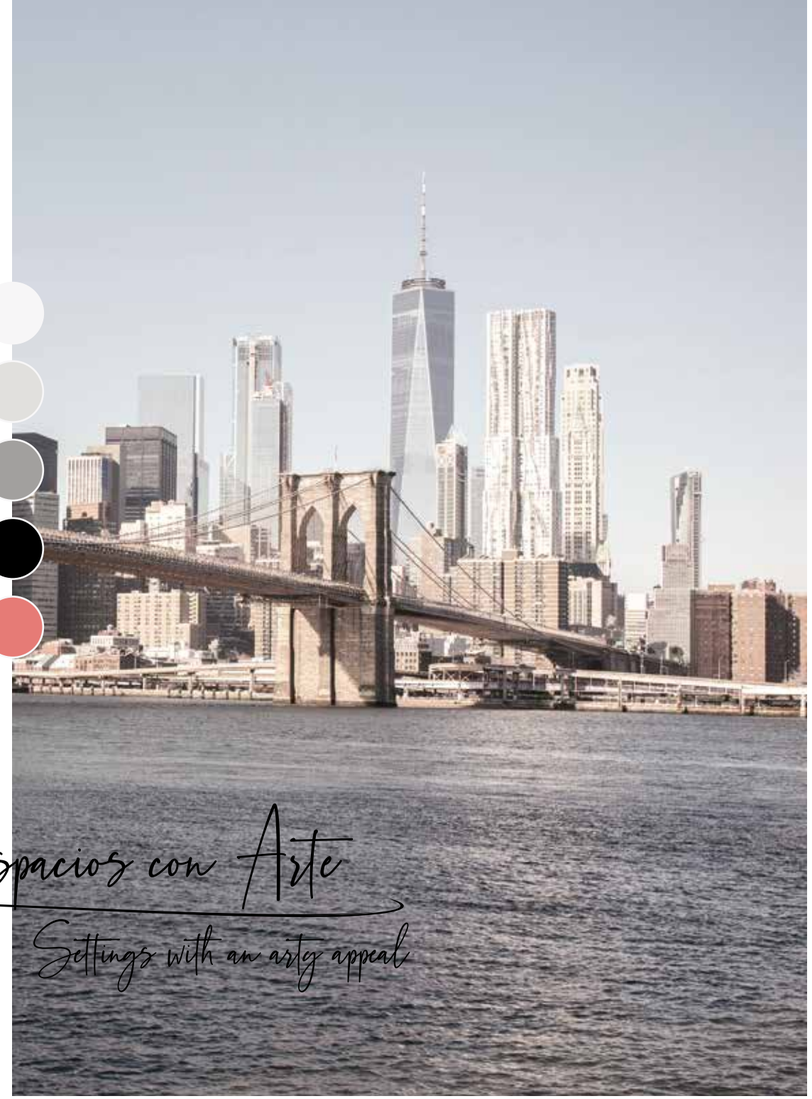

Fusion

Se ve influenciado en el Art Decó de los años 20, un estilo vanguardista que ensalza las formas conservadoras con el arte decorativo. El concepto de esta corriente debe su nombre a la primera exposición internacional realizada en París en 1925: L'Exposition Internationale des Arts Decóratifs et Industriels Modernes.

It is influenced by the Art Deco of the 1920s, an avant-garde style that praises conservative forms with decorative art. The concept of this current owes its name to the first international exhibition held in Paris in 1925: L'Exposition Internationale des Arts Decoratifs et Industriels Modernes.

El 2023 nos pide ambientes donde la cerámica con sus paletas cromáticas nos ayuda a diseñar estancias dinámicas y lujosas. El moodboard Fusion te permite mezclar y combinar colores, texturas, diseños... Por la elegancia que aporta, por su carácter ornamental, este estilo está cada vez más presente en los diseños decorativos actuales, en los diseños para los más exigentes.

2023 asks us for spaces where ceramics with its color palettes help us design dynamic and luxurious rooms. The moodboard Fusion allows you to mix and match colors, textures, designs ... Due to the elegance it brings, due to its ornamental character, this style is increasingly present in current decorative designs, in designs for the most demanding.

White
NCS S 1502-Y

Umber
NCS S 5010-Y10R

Coffee
NCS S 5010-Y10R

Rusteel
NCS S 6005-Y20R

Seagreen
NCS S 6010-B70G



Colonial

Si analizamos el origen del estilo nos debemos remontar al estilo decorativo que se utilizaba en las antiguas colonias en el Sudeste Asiático de países europeos como España, Francia, Inglaterra y Países Bajos entre otros.

La paleta de colores del estilo colonial se centra, asimismo, en tonos naturales. Predominan los verdes y los marrones oscuros, además de los tonos tierra claros y los arena. Madera oscura y maciza, plantas tropicales, motivos étnicos y algún que otro artículo de lujo de época, como cofres o vajillas de porcelana, se entremezclan para crear un ambiente de lujo exótico del pasado.

If we analyze the origin of the style, we must go back to the decorative style that was used in former colonies in Southeast Asia of European countries like Spain, France, England and the Netherlands, among others.

The colonial-style color palette also focuses on natural tones. Greens and dark browns predominate, in addition to light earth tones and sand. Solid dark wood, tropical plants, ethnic motifs and the occasional luxury item, such as chests or porcelain tableware, intertwined to create an atmosphere of exotic luxury from the past.



Colores para caracterizar

Colours for creating character

Gray
NCS S 3500-N

Graphite
NCS S 6502-Y

Lapisblue
NCS S 7010-R70B

Royalblue
NCS S 6030-R80B

Temperate

Look muy destacado por el uso de detalles industriales, muebles de madera y metal y piezas con personalidad que le aporten autenticidad a los espacios.

Sin divisiones, con grandes ventanales, techos altos, pavimentos cementosos, vigas de hierro, así se caracteriza el estilo temperate. Aunque su naturaleza es eminentemente urbana, este estilo también se hace un hueco en las casas de campo o rústicas contemporáneas.

Look very prominent due to the use of industrial details, wood and metal furniture and pieces with personality that add authenticity to the spaces.

Without divisions, with large windows, high ceilings, concrete floors, iron beams, this is how the temperate style is characterized. Although its nature is eminently urban, this style also finds a place in contemporary country houses or rustic houses.

Estaríamos dentro de un estilo contemporáneo, logrando espacios de gran carácter, elegancia y sofisticación.

We would be within a contemporary style, achieving spaces of great character, elegance and sophistication.



White
NCS S 1502-Y

Graphite
NCS S 6502-Y

Black
NCS S 8500-N

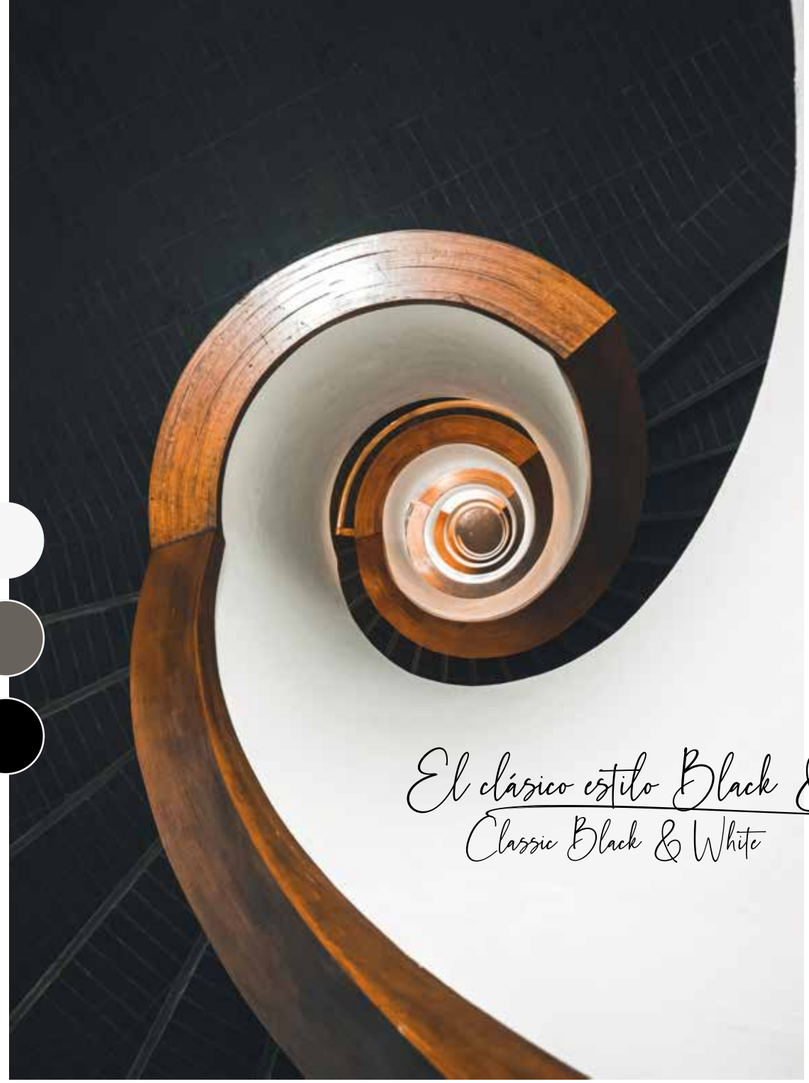

El clásico estilo Black & White
Classic Black & White

Basics

Hemos reinterpretado el estilo Black&White muy empleado en moda para aterrizarlo en hogares y espacios. En nuestro caso hemos añadido el gris ya que consideramos que entre dos posturas contrapuestas siempre hay un punto de encuentro que en este caso es el gris.

We have reinterpreted the Black & White style widely used in fashion to land it in homes and spaces. In our case we have added gray since we consider that between two opposing positions there is always a meeting point, which in this case is gray.

La unión de estos tres colores es una apuesta segura en cualquier estancia. La característica principal del color negro en interiorismo es su sofisticación, sobriedad y elegancia. El blanco combina a la perfección con el resto de colores, es uno de los más utilizados en cualquier hogar. Es perfecto para dar mayor claridad y profundidad. El gris nos aportará equilibrio y elegancia para crear espacios atemporales y vanguardistas.

The union of these three colors is a safe bet in any room. The main characteristic of the black color in interior design is its sophistication, sobriety and elegance. White combines perfectly with the rest of the colors, it is one of the most used in any home. It is perfect for giving clarity and depth. Gray will give us balance and elegance to create timeless and avant-garde spaces.



Feel & Mix



TAU
cerámica

Concept

Pasta Blanca / White Body / Faïence Plâte Blanche

WALL TILE

ÍNDICE INDEX INDICE

Alfabético
Alphabetic
Alphabétique

A
ALESSO BLACK 50

B
BARANELLO WALL 108
BERLUZZI 138
BIANCHI 40x120 80
BIANCHI 33,3x100 112
BIANCHI 30x90 120

C
CASSIS 152 ATELIER
CHANNEL 134
CHANNEL PLAIN 130
CHROMATIC 82
CLASSIC 148
CORNWALL 180 ATELIER
CORTEN WALL 174 ATELIER
COSMOPOLITA WALL 100

D
DEVON WALL 198 ATELIER

E
EVIAN WALL 208 ATELIER

G
GRISHA 160 ATELIER

I
INTEGRA 68

L
LEMA 62

M
MAIOLICA 146
MARNE 204 ATELIER

P
PALAZZO CALACATTA 58
PALOMASTONE WALL 94

R
RLV. EDRA 98
RLV. HERA 118
ROADSTONE WALL 126

S
SANTORINI 116
SOAPSTONE WALL 184 ATELIER
SUN 164 ATELIER

T
TISSE SOLID 78
TOSCANA 190 ATELIER
TRAVERTINO 72

V
VARENNA WALL 142
VENETO 54

Y
YAIZA 156 ATELIER

Formatos
Formats
Formats

40x120
ALESSO BLACK 50
BIANCHI 80
INTEGRA 68
LEMA 62
PALAZZO CALACATTA 58
TISSE SOLID 76
TRAVERTINO 72
VENETO 54

33,3x100
BARANELLO WALL 108
BIANCHI 112
CHROMATIC 82
COSMOPOLITA WALL 100
PALOMASTONE WALL 94

30x90
BERLUZZI 138
BIANCHI 120
CHANNEL 134
LEMA 62
ROADSTONE WALL 128
SANTORINI 116
VARENNA WALL 142

25x75
CASSIS 152 ATELIER
CHANNEL PLAIN 130
SUN 168 ATELIER
TOSCANA 190 ATELIER
YAIZA 156 ATELIER

30x60
CORTEN WALL 174 ATELIER
DEVON WALL 198 ATELIER
SOAPSTONE WALL 184 ATELIER
SUN 170 ATELIER
TOSCANA 190 ATELIER

20x60
CORNWALL 180 ATELIER
CORTEN WALL 174 ATELIER
EVIAN WALL 208 ATELIER
GRISHA 160 ATELIER
MARNE 204 ATELIER
SUN 164 ATELIER
TOSCANA 190 ATELIER

16,3x51,7
RLV. EDRA 98
RLV. HERA 118

7,5x30
MAIOLICA 146

7,5x15
CLASSIC 148

Pictogramas
Symbols

W

REVESTIMIENTO PASTA BLANCA
WHITE BODY WALL TILE
FAÏENCE PÂTE BLANCHE

Rc

RECTIFICADO
RECTIFIED TILES
RECTIFIÉ

RLV

VOLUMEN PERCEPTIBLE
NOTICEABLE VOLUME
RELIEF

NR

NO RECTIFICADO
NON RECTIFIED
NON RECTIFIÉ

TXT

TEXTURADO RELIEVE SUAVE
TEXTURE SMOOTH RELIEF
TEXTURÉ LÉGER RELIEF

V1

TONO UNIFORME
UNIFORM TONE
NUANCE UNIFORME

V2

LIGERA DESTONIFICACIÓN
SLIGHT SHADE VARIATION
LÉGER DÉNUANÇAGE

V3

DESTONIFICACIÓN MODERADA
MODERATE SHADE VARIATION
DÉNUANÇAGE MODÉRÉ

V4

DESTONIFICACIÓN INTENSA
HIGH SHADE VARIATION
FORT DÉNUANÇAGE

DIMENSION Y APARIENCIA
DIMENSION AND APPERENCE
DIMENSION ET APPARENCE

N/mm²

RESISTENCIA A LA FLEXIÓN
TENSILE STRENGTH
RÉSISTANCE À LA FLEXION

RESISTENCIA AL CUARTEO
CRAZING RESISTANCE
RÉSISTANCE AUX CRAQUELURES

ABSORCIÓN DE AGUA
WATER ABSORPTION
ABSORPTION D'EAU

tc°

RESISTENCIA TÉRMICA
THERMAL RESISTANCE
RÉSISTANCE THER-MIQUE

RESISTENCIA QUÍMICA
CHEMICAL RESISTANCE
RÉSISTANCE CHIMIQUE

RESISTENCIA A LAS MANCHAS
STAIN RESISTANCE
RÉSISTANCE AUX TÂCHES

DECORADOS DECORS DÉCORÉ

Nombre
Name

52 DC ALESSO GOLD 40x120
52 DC ALESSO 40x120
56 DC VENETO PEARL 40x120
60 DC PALAZZO CALACATTA 40x120
64 DC LEMA MIX 40x120
66 DC AMAZONIA MIX 30x90
70 DC INTEGRA MIX 40x120
74 DC TRAVERTINO WHITE 40x120
74 DC TRAVERTINO SAND 40x120
78 DC TISSE SOLID MIX 40x120
80 PAROLE WHITE 40x120
88 DC FICUS 33,3x100
90 DC GARDEN 33,3x100
90 DC BAMBÚ 33,3x100
90 DC SAUCE 33,3x100
92 DC JUNGLA 33,3x100
106 COSMOPOLITA WALL WHITE 33,3x100
106 COSMOPOLITA WALL SAND 33,3x100
106 COSMOPOLITA WALL SILVER 33,3x100
106 COSMOPOLITA WALL GRAY 33,3x100
110 DC BARANELLO SHINY 33,3x100
116 DC SANTORINI BLUE 30x90
116 DC SANTORINI AQUAMARINE 30x90
116 DC SANTORINI RED 30x90
120 CREAZZO ARGENT 30x90
124 DC LILIUM 30x90
124 DC AUTUMN 30x90
128 DC CANVAS ROADSTONE SILVER 30x90
128 DC CANVAS ROADSTONE GOLD 30x90
132 DC CHANNEL MIX 25x75
140 ISEO SAND 30x90
140 ADUA SAND 30x90
141 ISEO PEARL 30x90
141 ADUA PEARL 30x90
146 MAIOLICA ARGENT 7,5x30
146 MAIOLICA GOLD 7,5x30
146 MAIOLICA COOPER 7,5x30
158YAIZA BEIGE DECOR 25x75
158 YAIZA GRIS DECOR 25x75
165 DC ROCK SILVER 20x60
165 DC ROCK GOLD 20x60
172 DC POP SILVER 30x60
172 DC POP GOLD 30x60
176 DC CORTEN WALL WHITE 30x60
176 DC CORTEN WALL SILVER 30x60
176 DC CORTEN WALL LINEN 30x60
176 DC CORTEN WALL IVORY 30x60
186 BRADING GOLD 20x60
186 BRADING SILVER 20x60
188 DC SOPASTONE WALL WHITE 30x60
188 DC SOPASTONE WALL TAN 30x60
188 DC SOPASTONE WALL SILVER 30x60
192 DC TOSCANA WHITE 30x60
192 DC TOSCANA SILVER 30x60
192 DC TOSCANA IVORY 30x60
202 DC DEVON GOLD 30x60
202 DC DEVON SILVER 30x60

(*) Referencias que no incluyen el nombre de la serie.
(*) Items that don't include the series' name.
(*) Les références qui n'ont pas le nom de leur série.



Concept

WALL TILE

Pasta Blanca / White Body / Faïence Plâte Blanche

Black
NCS S 1502-Y

Mate Matt

ALESSO BLACK

W V2 Rc RLV

FORMATS

12 Designs

40x120 / 16”x48”
Matt M 22
Matt M 24 RLV

SHADE VARIATION



TECHNICAL SPECIFICATIONS

CUMPLE | 16% | 20 / 30 | RESISTE | RESISTE | GA | CUMPLE

Wall tile Alesso Black 40x120, RLV Alesso Black 40x120. Floor Tile Varenna Carrara 60x120

ALESSO BLACK

ALESSO BLACK Decor

***RLV Alesso Black** 40x120 / 16"x48"* RLV
Matt M 24

***DC Alesso Gold** 40x120 / 16"x48"*
Matt P 43



***DC Alesso** 40x120 / 16"x48"*
Matt P 50

Juego de 2 piezas
Set 2 pieces

DC Alesso Black** 40x120 **detail.

Wall tile Alesso Black 40x120, DC Alesso 40x120 Floor Tile Varenna Carrara 60x120

Pearl
NCS S 1500-N

Mate Matt

VENETO

W V3 Rc RLV

FORMATS

10 Designs

40x120 / 16”x48”
Matt M 22
Matt M 24 RLV

SHADE VARIATION

TECHNICAL SPECIFICATIONS

CUMPLE	16%	20 / 30	RESISTE	RESISTE	GA	CUMPLE

Wall tile Veneto Pearl 40x120, Rlv Veneto Pearl 40x120 Floor Tile Rennes Umber 25x150

VENETO PEARL

VENETO PEARL Decor

***RLV Veneto Pearl** 40x120 / 16"x48"* RLV
Matt M 24

***DC Veneto Pearl** 40x120 / 16"x48"*
Matt P 50

Juego de 2 piezas
Set 2 pieces

DC Veneto Pearl** 40x120 **detail.

Wall tile Veneto Pearl 40x120, RLv Veneto Pearl, DC Veneto Pearl 40x120 Floor tile Rennes Umber 25x150 and Roadstone Gray 60x120

Calacatta
NCS S 0300-N

Mate Matt

PALAZZO CALACATTA

W V2 Rc RLV

FORMATS

10 Designs

40x120 / 16”x48”
Matt M 22
Matt M 24 RLV

SHADE VARIATION

TECHNICAL SPECIFICATIONS

CUMPLE	16%	20 / 30	RESISTE	RESISTE	GA	CUMPLE

Wall tile Palazzo Calacatta 40x120 Floor Tile Forever Arce 20x120

PALAZZO CALACATTA

PALAZZO CALACATTA Decor

***RLV Palazzo Calacatta** 40x120 / 16”x48”* RLV
Matt M 24



***DC Palazzo Calacatta** 40x120 / 16”x48”* *Juego de 2 piezas*
Matt P 50 *Set 2 pieces*

Wall tile** Palazzo Calacatta **40x120,** Rlv Palazzo Calacatta **40x120,** DC Palazzo Calacatta **40x120. Floor tile** Lema White **120x120.

Wall tile Palazzo Calacatta 40x120, Rlv Palazzo Calacatta 40x120, DC Palazzo Calacatta 40x120 Floor Tile Lema Pearl120x120

White
NCS S 1005 Y30R

Pearl
NCS S 0500-N

Silver
NCS S 1500-N

Mate Matt

LEMA

W V2 Rc RLV

FORMATS

16 Designs

40x120 / 16”x48”
Matt M 22
Matt M 24 RLV

Designs 16

30x90 / 12”x36”
Matt M 15
Matt M 18 RLV

SHADE VARIATION

TECHNICAL SPECIFICATIONS

CUMPLE	16%	20 / 30	RESISTE	RESISTE	GA	CUMPLE



Wall tile Lema Pearl 40x120, Lema White 40x120, Rlv Lema Pearl 40x120 Floor Tile lema White 90x180

LEMA 40x120 Decor

***RLV Lema White** 40x120 / 16"x48"* RLV
Matt *M 24*

***RLV Lema Pearl** 40x120 / 16"x48"* RLV
Matt *M 24*



***RLV Lema Silver** 40x120 / 16"x48"* RLV
Matt *M 24*

***DC Lema Mix** 40x120 / 16"x48"*
Matt *P 52*

Juego de 2 piezas
Set 2 pieces

***RLV Lema Argent** 40x120 / 16"x48"* RLV
Matt *P 42*

***Wall tile** RLV Lema White 40x120. Lema White 40x120.*

Wall tile DC Lema Mix 40x120. Floor Tile Bohars Sand 25x150

LEMA 30x90 Decor

***RLV Lema White** 30x90 / 12"x36"* RLV
Matt M 18

***RLV Lema Pearl** 30x90 / 12"x36"* RLV
Matt M 18

***RLV Lema Silver** 30x90 / 12"x36"* RLV
Matt M 18

***DC Amazonia Mix** 30x90 / 12"x36"*
Matt M 23

5 diferentes diseños servidos aleatoriamente
5 diferents designs served randomly

***Wall tile** Lema Silver 30x90. RLV Lema Silver 30x90. **Floor tile** Lema Graphite 90x90.*

Wall tile DC Amazonia Mix 30x90 Floor Tile Bohars Sand 25x150

White
NCS S 2002-R

Pearl
NCS S 1502-Y

Greige
NCS S 3005-G80Y

Mate Matt

INTEGRA

W V2 Rc RLV

FORMATS

10 Designs

40x120 / 16”x48”
Matt *M 22*
Matt *M 24* RLV

SHADE VARIATION

TECHNICAL SPECIFICATIONS

CUMPLE	16%	20 / 30	RESISTE	RESISTE	GA	CUMPLE

Wall tile Rlv Integra Greige 40x120

LEMA

INTEGRA Decor

***RLV Integra White** 40x120 / 16”x48”* RLV
Matt *M 24*

***DC Integra Mix** 40x120 / 16”x48”*
Matt *P 33*

***RLV Integra Pearl** 40x120 / 16”x48”* RLV
Matt *M 24*

***RLV Integra Greige** 40x120 / 16”x48”* RLV
Matt *M 24*

***DC Integra Mix** 40x120 Detail*

***Wall tile** DC Integra Mix 40x120, Integra White 40x120*

Wall tile Integra Pearl 40x120,Rlv Integra White 40x120 Floor Tile Integra Pearl 120x120

White
NCS S 1000-N

Sand
NCS S 2005-Y40R

Mate Matt

TRAVERTINO

W V2 R RLV

FORMATS

12 Designs

40x120 / 16"x48"
Matt *M 22*
Matt *M 24* RLV

Wall tile** DC Travertino Sand **40x120**, Travertino Sand **40x120

TECHNICAL SPECIFICATIONS

CUMPLE	16%	20 / 30	RESISTE	RESISTE	GA	CUMPLE

Wall tile Travertino Sand 40x120, Riv Travertino Sand 40x120, Alpi 160x320 Floor Tile Forever Olivo 20x120

TRAVERTINO Decor

RLV Travertino White 40x120 / 16"x48" RLV
Matt M 24



DC Travertino White 40x120 / 16"x48"
Matt P 51

Juego de 2 piezas
Set 2 pieces

RLV Travertino Sand 40x120 / 16"x48" RLV
Matt M 24

DC Travertino Sand 40x120 / 16"x48"
Matt P 51

Juego de 2 piezas
Set 2 pieces

Wall tile DC Travertino Sand 40x120, Travertino Sand 40x120. Floor Tile Cosmopolita Sand 90x90

White
NCS S 1500-N

Linen
NCS S 2002-Y50R

Silver
NCS S 2502-R

Mate Matt

TISSE SOLID

W V2 Rc RLV

FORMATS

12 Designs

40x120 / 16”x48”
Matt *M 22*
Matt *M 24* RLV

SHADE VARIATION

TECHNICAL SPECIFICATIONS

CUMPLE	16%	20 / 30	RESISTE	RESISTE	GA	CUMPLE

Wall tile Tisse Solid White 40x120 Rlv. Tisse Solid Silver 40x120 Floor tile Integra Gray 120x120

TISSE SOLID

TISSE SOLID Decor

RLV Tisse Solid White *40x120 / 16”x48”* RLV
Matt M 24

RLV Tisse Solid Linen *40x120 / 16”x48”* RLV
Matt M 24

RLV Tisse Solid Silver *40x120 / 16”x48”* RLV
Matt M 24

DC Tisse Solid Mix *40x120 / 16”x48”*
Matt P 48

Juego de 2 piezas
Set 2 pieces

Wall tile *DC Tisse Solid Mix 40x120*



Wall tile Tisse Solid Linen 40x120 Rlv Tisse Solid White 40x120 Floor Tile Elite White 120x120

***Summa** 40x120 **detail.** RLV*

Recrea
Solo en Mate
Only in Matt



Summa
Solo en Mate
Only in Matt

Atempi
Solo en Mate
Only in Matt



Bianchi
NCS S 0300-N

BIANCHI

Brillo Shiny
Mate Matt

W V1 R RLV *RECREA / SUMMA / ATEMPI*

FORMATS

***40x120** / 16"x48"*
Matt / Shiny M22
Matt M 24 RLV

DECOR

***Parole White 40x120** / 16"x48"*
P 41
Series coordinables: Bianchi
Matching series: Bianchi

***Perfil Plata Mate** 120x1x1 P19*

***Perfil Plata Brillo** 120x1x1 P20*

***Cenefa Plata** 120x4 P23*

TECHNICAL SPECIFICATIONS

CUMPLE	16%	20 / 30	RESISTE	RESISTE	GA	CUMPLE

Wall tile Summa Matt 40x120 Classic Black Gloss 7,5x15. Floor tile Oristano Black 20x120

BIANCHI

White
NCS S 1002-R

Talco
NCS S 1505-Y60R

Silver
NCS S 2502-Y

Tan
NCS S 3005-Y50R

Siena
NCS S 2020-Y80R

Honey
NCS S 2030-Y20R

Camel
NCS S 4030-Y60R

Salvia
NCS S 4005-G80Y

Green
NCS S 6010-B50G

Blue
NCS S 4020-R90B

Gray
NCS S 5005-Y80R

Graphite
NCS S 6500-N

Mate Matt

CHROMATIC

W V1 TXT

FORMATS

Designs 9

***33,3x100** / 13"x40"*

- *White, Talco, Silver, Tan, Camel, Gray, Graphite Matt M14*
- *Siena, Honey Salvia, Green, Blue Matt M16*

Wall tile** Chromatic Siena **33,3x100** Arabescato White **60x120** Dover Sand **25x150

TECHNICAL SPECIFICATIONS

CUMPLE	16%	20 / 30	RESISTE	RESISTE	GA	CUMPLE

Wall tile Chromatic Green 33,3x100, Ordesa White 16,3x51,7. Floor tile Roadstone Gray 90x90

Wall tile *Chromatic Honey 33,3x100 Cosmopolita Silver 75x150* ***Floor tile*** *Roadstone Gray 90x90*

Wall tile *Chromatic Graphite 33x100. Chromatic Gray 33x100. Elite Black 60x120.* ***Floor tile*** *Integra Graphite 120x120.*

FABRIC Decor



***RLV Fabric White** 33,3x100 / 13"x40"* RLV
Matt M 16



***RLV Fabric Talco** 33,3x100 / 13"x40"* RLV
Matt M 16

***Wall tile** Rlv Fabric Talco 33,3x100, Chromatic Talco 33,3x100*



Wall tile Chromatic Talco 33,3x100, Rlv Fabric Talco 33,3x100, Dc Ficus Talco 33,3x100. Floor tile Fidenza Pearl 120x120

FICUS Decor



***RLV Ficus White** 33,3x100 / 13"x40"* RLV
Matt M 16

***RLV Ficus Talco** 33,3x100 / 13"x40"* RLV
Matt M 16

***DC Ficus** 33,3x100 / 13"x40"*
Matt M 19 RLV

2 diferentes diseños servidos aleatoriamente
2 diferents designs served randomly

DC Ficus detail.

***Wall tile** Chromatic Salvia Talco 33,3x100 Dc Ficus Talco 33,3x100, Fidenza Pearl 120x120*

Wall tile Chromatic Salvia 33,3x100 Rlv Ficus Chromatic Talco 33,3x100

GARDEN, BAMBÚ, SAUCE Decor

DC Garden *33,3x100 / 13"x40"*
Matt P 44

Juego de 2 piezas
Set 2 pieces

DC Garden detail.

DC Bambú *33,3x100 / 13"x40"*
Matt P 42

Juego de 2 piezas
Set 2 pieces

DC Sauce *33,3x100 / 13"x40"*
Matt P 42

Juego de 2 piezas
Set 2 pieces

Wall tile *DC Bambú 33,3x100*

Wall tile Decor Sauce 33,3x100, Travertino Sand 60x120. Floor tile Devon Tan 120x120

JUNGLA Decor

***DC Jungla** 33,3x100 / 13"x40"*
Matt P 42

Juego de 2 piezas
Set 2 pieces



DC Garden detail.

Wall tile Decor Jungla 33,3x100. Floor tile Ontario 20x120

White
NCS S 1505-Y30R

Silver
NCS S 2502-Y

Graphite
NCS S 6005 -Y80R

Mate Matt

PALOMASTONE WALL

W V2 Rc TXT RLV

FORMATS

Designs 12

33,3x100 / 13"x40"
- Matt M14
- Matt M 16 RLV

SERIE PALOMASTONE PORCELAIN

Designs 3

16,3x51,7 / 6"x20"
- Natural M 22
- Rlv. Edra Natural M 24

Wall tile *RLV Neo Palomastone Graphite* ***33,3x100***

TECHNICAL SPECIFICATIONS

CUMPLE	16%	20 / 30	RESISTE	RESISTE	GA	CUMPLE

Wall tile RLV Via Palomastone White 33,3x100x0,7 Palomastone RLV Edra White 16,3x51,7. Floor tile Palomastone White 60x60

PALOMASTONE WALL

PALOMASTONE WALL Decor

***RLV Via Palomastone White** 33,3x100 / 13"x40"*
Matt M 16

***RLV Neo Palomastone White** 33,3x100 / 13"x40"*
Matt M 16

***RLV Via Palomastone Silver** 33,3x100 / 13"x40"*
Matt M 16

***RLV Neo Palomastone Silver** 33,3x100 / 13"x40"*
Matt M 16

***RLV Via Palomastone Graphite** 33,3x100 / 13"x40"*
Matt M 16

***RLV Neo Palomastone Graphite** 33,3x100 / 13"x40"*
Matt M 16

***Wall tile** RLV Neo Palomastone Graphite 33,3x100*

Wall tile RLV Neo Palomastone Silver 33,3x100, RLV Via Palomastone Silver 33,3x100. Floor tile Palomastone Silver 75x150

White
NCS S 1505-Y30R

Silver
NCS S 2502-Y

Graphite
NCS S 6005 -Y80R

Natural Matt

RLV EDRA

Pcb RLV V2 Rc

SERIE PALOMASTONE PORCELAIN

FORMATS

Designs 3

16,3x51,7 / 6"x20"

Natural M 22
Rlv. Edra
Natural M 24

***Wall tile** RLV Edra Palomastone Silver 16,3x51,7*

RLV. Edra Palomastone White** 16,3x51,7 **detail.



Wall Tile RLV Edra Palomastone Silver 16,3x51,7

White
NCS S 1000-N

Sand
NCS S 1005-Y50R

Silver
NCS S 0300-N

Gray
NCS S 5500-N

Mate Matt

COSMOPOLITA WALL

W V2 Rc TXT RLV

FORMATS

Designs 12

33,3x100 / 13"x40"
Matt M14
Rlv M 16

Wall tile** Cosmopolita White **33,3x100** **Floor and wall tile** Bohars Sand **25x150

TECHNICAL SPECIFICATIONS

CUMPLE	16%	20 / 30	RESISTE	RESISTE	GA	CUMPLE



COSMOPOLITA WALL Wall tile Cosmopolita Gray 33x100 Soapstone Graphite 60x120 and Soapstone Gray 60x120, Origin Gray 20x120. Floor tile Cosmopolita Gray 90x90

Wall tile *Cosmopolita Silver 33,3x100. Maiolica Royalblue 7,5x30.* ***Floor tile*** *Cosmopolita Silver 90x90*

Wall tile *Cosmopolita Sand, Cosmopolita White 33x100.* ***Floor tile*** *Cosmopolita Silver 90x90.*

COSMOPOLITA WALL

PIEZAS ESPECIALES
SPECIAL PIECES

RLV Gala Cosmopolita Wall White *33,3x100 / 13"x40"*
Matt ***M 16***

RLV Gala Cosmopolita Wall Sand *33,3x100 / 13"x40"*
Matt ***M 16***

RLV Gala Cosmopolita Wall Silver *33,3x100 / 13"x40"*
Matt ***M 16***

RLV Gala Cosmopolita Wall Gray *33,3x100 / 13"x40"*
Matt ***M 16***

DELTA: 3 diseños diferentes servidos aleatoriamente.
DELTA: 3 diferent designs served randomly.



Disponibles en todos los colores
Available in all colours.

RLV Delta Cosmopolita Wall Sand *33,3x100 / 13"x40"*
Matt ***M 16***

Wall tile *RLV Gala Cosmopolita Wall Sand* ***33,3x100*** *Maiolica Aquamarine* ***7,5x30***

Wall tile RLV Delta Cosmopolita Silver 33,3x100 and Cosmopolita 30x30. Floor tile Bohars Olivo 25x150.

COSMOPOLITA WALL

Decor

DC Cosmopolita Wall White *33,3x100 / 13"x40"*
Matt *P 27*

DC Cosmopolita Wall Sand *33,3x100 / 13"x40"*
Matt *P 27*

DC Cosmopolita Wall Silver *33,3x100 / 13"x40"*
Matt *P 27*



DC Cosmopolita Wall Gray *33,3x100 / 13"x40"*
Matt *P 27*

Wall tile Cosmopolita Sand 33,3x100, RLV Gala Cosmopolita Sand 33,3x100, DC Cosmopolita Sand 33,3x100 and Maiolica Aquamarine 7,5x30. Floor tile Bohars Sand 25x150

White
NCS S 0300-N

Brillo Glossy
Mate Matt

BARANELLO WALL

W V2 Rc TXT RLV

FORMATS

Designs 13

***33,3x100** / 13"x40"*
- *Gloosy M14*
- *Matt M14*
- *Matt M16* RLV



Wall tile** RLV Line Baranello White **33,3x100

TECHNICAL SPECIFICATIONS

CUMPLE	16%	20 / 30	RESISTE	RESISTE	GA	CUMPLE

Wall tile Baranello White Matt 33,3x100, Baranello Shiny 33,3x100 RLV Baranello Line Matt 33,3x100. Floor tile Baranello Pulido White 75x150

BARANELLO WALL

BARANELLO WALL Decor

RLV Axe Baranello White *33,3x100 / 13"x40"*
Glossy M 16

RLV Line Baranello White *33,3x100 / 13"x40"*
Matt M 16

RLV Baranello White detail.

DC Baranello Shiny *33,3x100 / 13"x40"* ***Set 2 pieces***
P 46

DC Baranello Shiny detail.

Wall tile *Baranello White* ***33,3x100*** *, DC Baranello White* ***33,3x100 Floor tile*** *Baranello White* ***90x90***



Wall tile Baranello Matt 33,3x100, Baranello Shiny 33,3x100, RLV Baranello Axe Shiny 33,3x100. FLoor tile Baranello 75x150

Brillo Glossy
Mate Matt

BIANCHI

W V1 Rc TXT RLV

FORMATS

33,3x100 / *13"x40"*
- *Matt* ***M14***
- *Gloosy* ***M14***
- *Matt* ***M16*** RLV

Wall tile *RLV Axe Bianchi Shiny* ***33,3x100 Floor tile*** *Terracotta Sienna* ***30x30***

White
NCS S 0300-N

TECHNICAL SPECIFICATIONS

CUMPLE	16%	20 / 30	RESISTE	RESISTE	GA	CUMPLE



Wall tile Bianchi Matt and Shiny 33,3x100 and RLV Hera 16,3x51,7. Floor tile Bohars Camel 25x150

BIANCHI Decor

RLV Axe Bianchi Shiny *33,3x100 / 13"x40"*
Gloss M 16

RLV Axe Bianchi Matt *33,3x100 / 13"x40"*
Matt M 16



RLV Bit Bianchi Shiny *33,3x100 / 13"x40"*
Gloss M 16



RLV Bit Bianchi Matt *33,3x100 / 13"x40"*
Matt M 16

RLV Neo Bianchi Matt *33,3x100 / 13"x40"*
Matt M 16

RLV Mia Bianchi Matt *33,3x100 / 13"x40"*
Matt M 16

RLV Axe Bianchi Argent *33,3x100 / 13"x40"*
Gloss P 42

RLV Axe Bianchi Matt detail.

RLV Bit Bianchi Matt detail.



RLV Neo Bianchi Matt detail.

RLV Axe Bianchi Argent detail.

Wall tile *RLV Bit* ***33,3x100***
Floor tile *Terracotta Gray* ***30x30***

Wall tile *RLV Neo Bianchi Matt* ***33,3x100***

Wall tile *RLV Mia Bianchi Matt* ***33,3x100 Floor tile*** *Terracotta Silver* ***30x30***

Blue
NCS S 0300-N

Aquamarine
NCS S 0300-N

Red
NCS S 0300-N

Mate Matt

SANTORINI

W V1 R RLV

FORMATS

Designs 03

30x90 / 12”x36”
Matt *M23*

DECOR

***DC Santorini Blue** 30x90 / 12”x36”*
Matt *M23*
3 diferents designs served randomly

DC Santorini Aquamarine
30x90 / 12”x36”
Matt *M23*
3 diferents designs served randomly

DC Santorini Red
30x90 / 12”x36”
Matt *M23*
3 diferents designs served randomly

TECHNICAL SPECIFICATIONS

CUMPLE	16%	20 / 30	RESISTE	RESISTE	GA	CUMPLE



Wall tile Bianchi White 30x90 DC Santorini Blue 30x90 Floor Tile Eternal Roble 25x150

SANTORINI

Olivo
NCS S 3005Y20R

Camel
NCS S 2010Y30R

Natural Matt

RLV. HERA

Pcb RLV V3 Rc

Serie Bohars Porcelánico

FORMATS

Designs 3

16,3x51,7 / *6"x20"*

Natural M24

RLV Hera Olivo Detail





Wall tile RLV Hera Bohars Olivo 16,3x51,7. Floor tile Bohars Sand 25x150

BIANCHI

Brillo Shiny
Mate Matt

W V1 R RLV *BRINDISI / DONINI / ISEO EMARESE / CREAZZO*

FORMATS

30x90 / 12"x36"
Matt / Shiny M15
Matt / Shiny M18 RLV

DECOR

Todos los relieves disponibles en acabado ARGENT.
All reliefs available in ARGENT finish.

Creazzo Argent 30x90 / 12"x36" RLV
Glossy P 37

Perfil Plata Mate 90x1x1 P16

Perfil Plata Brillo 90x1x1 P19

Cenefa Plata 90x4 P17



Iseo

Emarese

Creazzo

Donini

Brindisi

Bianchi
NCS S 0300-N

***Wall tile** Bianchi Matt and Shiny 30x90.*

TECHNICAL SPECIFICATIONS

CUMPLE	16%	20 / 30	RESISTE	RESISTE	GA	CUMPLE

Wall tile Creazzo Matt 30x90. Floor tile Terracina Gray 75x75.

BIANCHI

Mate Matt

BIANCHI

W V1 TXT R

FORMATS

30x90 / 12"x36"
Carpi / Caserta Matt M15
Amantea / Canaleto / Mantova / Trapani Matt M16

DECOR

Perfil Plata Mate 90x1x1 P16

Perfil Plata Brillo 90x1x1 P19

Cenefa Plata 90x4 P17

Caserta

Amantea

Canaleto

Carpi

Mantova

Trapani
NCS S 0300-N

Wall tile Amantea Matt 30x90.

TECHNICAL SPECIFICATIONS

CUMPLE | 16% | 20 / 30 | RESISTE | RESISTE | GA | CUMPLE

Wall tile Bianchi and Trapani Matt 30x90. Floor tile Ragusa Sand 20x120.

BIANCHI

LILIUM, AUTUMN Decor

***DC Lilium** 30x90 / 12"x36"*
Matt P 44

Juego de 3 piezas
Set 3 pieces

***DC Autumn** 30x90 / 12"x36"*
Matt P 44

Juego de 3 piezas
Set 3 pieces

Wall tile DC Lilium 30x90 Floor tile Forest Haya 23x120

LILIUM, AUTUMN

White
NCS S 1000N

Linen
NCS S 1002Y50R

Pearl
NCS S 0300-N

Silver
NCS S 0300-N

Mate Matt

ROADSTONE WALL

W V2 TXT R RLV

FORMATS

Designs 14

30x90 / 12"x36"
Matt M15
Matt M18 RLV

SHADE VARIATION



MATCHING SERIES

Pcb *BOHARS* P *ROADSTONE*

Consulta catálogo Porcelánico / Checkout Porcelain Catalogue

TECHNICAL SPECIFICATIONS

CUMPLE	16%	20 / 30	RESISTE	RESISTE	GA	CUMPLE

Wall tile Roadstone Wall Pearl 30x90 RLV Cea Roadstone Pearl 75x150

ROADSTONE WALL

ROADSTONE WALL Decor

***RLV Roadstone Silver** 30x90 / 12"x36"* Designs 04 RLV
Matt *M18*

***RLV Roadstone Gold** 30x90 / 12"x36"* Designs 04 RLV
Matt *M18*

***RLV Roadstone Mix** 30x90 / 12"x36"* Designs 04 RLV
Matt *M18*



***DC Canvas Roadstone Silver** 30x90 / 12"x36"* Designs 02
P45 (Pack 2 pzas.) RLV

***RLV Cea Roadstone Pearl** 30x90 / 12"x36"* Designs 04 RLV
Matt *M18*

***RLV Cea Roadstone Linen** 30x90 / 12"x36"* Designs 04 RLV
Matt *M18*

***RLV Cea Roadstone White** 30x90 / 12"x36"* Designs 04 RLV
Matt *M18*

***DC Canvas Roadstone Gold** 30x90 / 12"x36"* Designs 02
P45 (Pack 2 pzas.) RLV

RLV Roadstone Gold detail.

***Wall tile** Roadstone Wall Linen 30x90 RLV Roadstone Gold 30x90*

***Wall tile** Roadstone Wall Pearl 30x90 and RLV Roadstone Wall Silver 30x90, Maiolica Royalblue 7,5x30 **Floor tile** Bohars Olivo 25x150*

***Wall tile** DC Canvas Roadstone Silver 30x90 and Roadstone White 30x90*

White
NCS S 1502-Y50R

Linen
NCS S 2005-Y30R

Sand
NCS S 4005-Y20R

Gray
NCS S 6502-Y

Mate Matt

CHANNEL PLAIN

W V2 NR TXT

FORMATS

Designs 28

25x75 / 10"x29,5"
M 09
M 10 RLV

MATCHING SERIES

P FOREVER
15x60 / 25x100 / 20x120

Arce Tilo Olivo

P DEVON
120x120 / 90x90 / 60x60 / 60x120

White

Consulte Catálogo Porcelánico.
Check our Porcelain Catalogue.

P ORIGIN
22,5x180 / 30x180 / 20x120

Silver Gray

Consulte Catálogo Porcelánico.
Check our Porcelain Catalogue.

W MAIOLICA
7,5x30

White Linen

Consulte Catálogo Porcelánico.
Check our Porcelain Catalogue.

TECHNICAL SPECIFICATIONS

CUMPLE	16%	20 / 30	RESISTE	RESISTE	GA	CUMPLE

Wall tile Channel Plain Gray, Linen 25x75, Barton Silver 25x75. Floor tile Origin Silver 20x120

PIEZAS ESPECIALES
SPECIAL PIECES

***Barton Silver** 25x75 / 10"x30" P 30*

***Barton Gold** 25x75 / 10"x30" P 30*

***DC Channel Mix** 25x75 / 10"x30" M 10*

***RLV Channel White** 25x75 / 10"x30" M 10*

***RLV Channel Linen** 25x75 / 10"x30" M 10*

***RLV Channel Sand** 25x75 / 10"x30" M 10*



***RLV Channel Gray** 25x75 / 10"x30" M 10*



Barton Silver detail

RLV Channel Sand detail

***Perfil Oro Mate** 75x1x1 P 16*

***Perfil Plata Mate** 75x1x1 P 15*



Wall tile Channel Plain White 25x75, Channel White 25x75 and Rlv Channel Gray 25x75. Floor tile Devon Gray 60x60

White
NCS S 1502-Y50R

Linen
NCS S 2005-Y30R

Sand
NCS S 4005-Y20R

Gray
NCS S 6502-Y

Mate Matt

CHANNEL

W V3 Rc TXT

30x90 / 12"x36"

FORMATS

Designs 28

30x90 / 12"x36"
Matt M16
Matt M18 RLV

SHADE VARIATION

MATCHING SERIES

Pcb *DILUCA* P *ORIGIN* W *DEVON*

Consulta catálogo Porcelánico / Checkout Porcelain Catalogue

TECHNICAL SPECIFICATIONS

CUMPLE	16%	20 / 30	RESISTE	RESISTE	GA	CUMPLE

Wall tile Channel Linen, Sand and DC Channel Mix 30x90. Floor tile Devon Tan 60x60.

CHANNEL Decor



RLV Channel White 30x90 / 12”x36” Designs 04
Matt M18



RLV Channel Linen 30x90 / 12”x36” Designs 04
Matt M18



RLV Channel Gray 30x90 / 12”x36” Designs 04
Matt M18 RLV



RLV Channel Sand 30x90 / 12”x36” Designs 04
Matt M18 RLV

Barton Silver 30x90 / 12”x36”
Matt P30

Barton Gold 30x90 / 12”x36”
Matt P30

Perfil Cobre 90x1x1 P18

Perfil Oro Mate 90x1x1 P17

Perfil Plata Mate 90x1x1 P16

Perfil Titanio 90x1x1 P18

Perfil Negro 90x1x1 P18

RLV Channel Mix 30x90 / 12”x36” Designs 04
Matt M18

Channel Gray 30x90 **detail.**



RLV Channel Sand 30x90 **detail.**

Barton Silver 30x90 **detail.**

Wall tile Channel Gray and RLV Channel Gray 30x90. **Floor tile** Devon White 60x120

Wall tile Channel Silver and Barton Silver 30x90. **Floor tile** Bohars Olivo 25x150

Sand
NCS S 1005-Y20R

Pearl
NCS S 1002-Y

Brillo Glossy

BERLUZZI

W V2 Rc

FORMATS

Designs 18

***30x90** / 12"x36"*
Glossy M15

SHADE VARIATION



MATCHING SERIES

P ***LEGEND***

Consulta catálogo Porcelánico / Checkout Porcelain Catalogue

TECHNICAL SPECIFICATIONS

CUMPLE	16%	20 / 30	RESISTE	RESISTE	GA	CUMPLE

Wall tile Berluzzi Sand, Iseo Sand 30x90 and Avezzano Sand 7x90. Floor tile Legend Sand 75x75.

BERLUZZI



***Wall tile** Berluzzi Sand 30x90, Maiolica Gold 7,5x30 and Cenefa Oro 2,5x90. **Floor tile** Crotone Umber 60x120.*

BERLUZZI Decor

***Iseo Sand** 30x90 / 12"x36"* RLV
Glossy M18

***Adua Sand** 30x90 / 12"x36"*
Glossy P24

***Avezzano Sand** 7x90* RLV
Glossy P20

***Perfil Oro Mate** 90x1x1 P17*

***Perfil Oro Brillo** 90x1x1 P19*

***Cenefa Oro** 90x2,5 P17*

***Maiolica Gold** 7,5x30 / 3"x12"*
Glossy P7 RLV

***Wall tile** Berluzzi Pearl 30x90 and Adua Pearl 30x90.**Floor tile** Delight Pearl 75x75*

***Iseo Pearl** 30x90 / 12"x36"* RLV
Glossy M18

***Adua Pearl** 30x90 / 12"x36"*
Glossy P24

***Avezzano Pearl** 7x90* RLV
Glossy P20

***Perfil Plata Mate** 90x1x1 P16*

***Perfil Plata Brillo** 90x1x1 P19*

***Cenefa Plata** 90x2,5 P17*

***Maiolica Argent** 7,5x30 / 3"x12"*
Glossy P7 RLV

Carrara
NCS S 0300-N

Brillo Glossy

VARENNA WALL

W V2 R

FORMATS

Designs 16

30x90 / 12"x36"
Glossy M15

SHADE VARIATION



MATCHING SERIES

P VARENNA W MAIOLICA 7,5x30

Consulta catálogo Porcelánico / Checkout Porcelain Catalogue

TECHNICAL SPECIFICATIONS

CUMPLE	16%	20 / 30	RESISTE	RESISTE	GA	CUMPLE

Wall tile Varenna Carrara 30x90 and RLV Varenna Carrara 30x90. Floor tile Varenna Carrara 75x75.

VARENNA WALL

VARENNA Decor

RLV Varenna Carrara *30x90 / 12"x36"* RLV
Glossy M18

Perfil Plata Mate *90x1x1 P16*

Perfil Plata Brillo *90x1x1 P16*

Maiolica Argent 7,5x30 / 3"x12"
Glossy P7 RLV

Lazio Carrara *30x90 / 12"x36"*
Glossy P22

Scanno Carrara
20x25 / 8"x10"
Glossy P18 RLV

Seriación *Seriation*



Wall tile *Varenna Carrara and Scanno Carrara* ***20x25***. ***Floor tile*** *Varenna Carrara* ***60x120.***





Wall tile Varenna Carrara and Lazio Carrara 30x90. Floor tile Varenna Carrara 60x120.

Matt White
NCS S 0500-N

Matt Pearl
NCS S 1500 N

Matt Linen
NCS S 1002-Y50R

Matt Silver
NCS S 2502-Y

Matt Tan
NCS S 4005-Y20R

Gloss White
NCS S 0500-N

Gloss Pearl
NCS S 1500 N

Gloss Linen
NCS S 1002-Y50R

Gloss Silver
NCS S 2502-Y

Gloss Tan
NCS S 4005-Y20R

Gloss Aquamarine
NCS S 3020B50G

Gloss Seagreen
NCS S 2500-N

Gloss Royalblue
NCS S 6030R80B

Gloss Coral
NCS S 1050Y90R

Gloss Red
NCS S 1580R

MAIOLICA

Mate Matt
Brillo Glossy

W V1 NR RLV

FORMATS

7,5x30 / *2 6/64" x 12"*

- *Gloss and Matt White* ***M20***
- *Aquamarine, Seagreen, Royalblue, Coral, Pearl, Linen, Silver, Tan* ***M22***
- *Red* ***M24***

SPECIAL PIECES

***Pencil** 1,25x30 P4*

Disponible en todos los colores y acabados.
Available in all colours and finishes.

***Maiolica Argent** 7,5x30 / 3"x12"*
Glossy ***P7*** RLV

***Maiolica Gold** 7,5x30 / 3"x12"*
Glossy ***P7*** RLV

***Maiolica Cooper** 7,5x30 / 3"x12"*
Glossy ***P7*** RLV

***Wall tile Maiolica Coral** 7,5x30.*

TECHNICAL SPECIFICATIONS

CUMPLE	16%	20 / 30	RESISTE	RESISTE	GA	CUMPLE

***Wall tile Maiolica Seagreen** 7,5x30.*

CLASSIC

Mate Matt
Brillo Glossy

W V1 NR RLV

FORMATS

7,5x15 / 3"x6"
○ *M19*

***Wall tile** Classic White and Black 7,5x15.*

White Gloss
NCS S 0300-N

White Matt
NCS S 0300-N

Black Gloss
NCS S 9000-N

Black Matt
NCS S 9000-N

Cream Gloss
NCS S 0804-Y10R

TECHNICAL SPECIFICATIONS

CUMPLE	16%	20 / 30	RESISTE	RESISTE	GA	CUMPLE



Wall tile RLV Summa Bianchi 40x120, Classic Black Gloss 7,5x15. Floor tile Oristano Black 25x150

TAU
cerámica

ATELIER

WALL TILE / REVESTIMIENTO / FAÏENCE

Pearl
NCS S 1002-G

Gray
NCS S 2002-Y

Linen
NCS S 2005-Y30R

Sand
NCS S 4005-Y20R

Mate Matt

CASSIS

W V2 TXT NR

FORMATS

Designs

***25x75 /** 10"x29,5"*
M 09
M10 RLV

Wall tile** Cassis Linen **25x75**, Cassis Sand **25x75** and Nerac Gold **8x75

MATCHING SERIES

Pcb DEVON

White Tan Silver

Consulte Catálogo Porcelánico.
Check our Porcelain Catalogue.

TECHNICAL SPECIFICATIONS

CUMPLE	16%	20 / 30	RESISTE	RESISTE	GA

Wall tile Cassis Pearl 25x75, Cassis Gray 25x75 and Nerac Silver 8x75.

PIEZAS ESPECIALES
SPECIAL PIECES

***Perfil Oro Mate** 1x75 P 16*

***Nerac Gold** 8x75 P 15*

***RLV Cassis Gold** 25x75 M 10*

***Perfil Plata Mate** 1x75 P 15*

***Nerac Silver** 8x75 P 15*

***RLV Cassis Silver** 25x75 M 10*



RLV Cassis Silver Detail

Wall tile Cassis Linen and RLV Cassis Gold 25x75. Floor tile Fidenza Linen 60x120.

Gris
NCS S 1002-G

Marfil
NCS S 0500-N

Beige
NCS S 1505-Y30R

Mate Matt

YAIZA

W V2 RLV NR

FORMATS

Designs 6

***25x75 /** 10"x29,5"*
M 09
M10 RLV

SHADE VARIATION

MATCHING SERIES

Pcb ORISTAN
60x60 / 30x60 / 45x45

Perla Gris Grafito Arena

Consulte nuestro Catálogo Concept Porcelain
Check our Concept Porcelain Catalogue

TECHNICAL SPECIFICATIONS

CUMPLE	16%	20 / 30	RESISTE	RESISTE	GA	CUMPLE

Wall tile Yaiza Gris and RLV Dunas Yaiza Gris 25x75. Floor tile Oristan Perla 60x60.

PIEZAS ESPECIALES
SPECIAL PIECES

***RLV Brisa Yaiza Marfil** 25x75 M 10*

***RLV Brisa Yaiza Beige** 25x75 M 10*

***RLV Cubic Yaiza Marfil** 25x75 M 10*



***RLV Cubic Yaiza Beige** 25x75 M 10*

***RLV Dunas Yaiza Marfil** 25x75 M 10*

***RLV Dunas Yaiza Beige** 25x75 M 10*

***RLV Brisa Yaiza Gris** 25x75 M 10*

***RLV Cubic Yaiza Gris** 25x75 M 10*

***RLV Dunas Yaiza Gris** 25x75 M 10*

***Yaiza Beige Decor** 25x75 M 10*

***Yaiza Beige Listelo** 3x75 P1*

***Yaiza Marfil Listelo** 3x75 P1*

***Yaiza Gris Decor** 25x75 M10*

***Yaiza Gris Listelo** 3x75 P1*

Wall tile** Yaiza Gris **25x75,** RLV Brisa Gris **25x75.

Wall tile** Yaiza Gris and RLV Brisa Yaiza Gris **25x75** **Floor tile** Oristan Arena **60x60

Blanco
NCS S 0500-N

Linen
NCS S 2005-Y30R

Silver
NCS S 2502-Y

Gray
NCS S 4000-N

Brillo Glossy

GRISHA

W V2 TXT NR

FORMATS

Designs	8

20x60 / 8"x24"
M 07
M08 RLV

Wall tile** Grisha Silver **20x60

TECHNICAL SPECIFICATIONS

CUMPLE	16%	20 / 30	RESISTE	RESISTE	GA	CUMPLE



Wall tile Grisha Blanco 20x60, Grisha Silver and RLV. Grisha Silver 20x60 and Bourgeon Silver 3x60. Floor tile Castrovillari Silver 60x60.

PIEZAS ESPECIALES
SPECIAL PIECES

***RLV Grisha Gold** 20x60 M 08*

3 diseños distintos servidos aleatoriamente.
3 different designs randomly served.

***Listelo Bourgeon Gold** 3x60 P 7*

***RLV Grisha Silver** 20x60 M08*

3 diseños distintos servidos aleatoriamente.
3 different designs randomly served.

***Listelo Bourgeon Silver** 3x60 P 7*

***Listelo Acero Mate** 1,5x60 P 16*

RLV Grisha Gold Detail

Wall tile Grisha Sand 20x60, RLV Grisha Gold 20x60

***Wall tile** Maiolica Pearl 7,5x30*
and RLV Sun Linne 20x60.
***FLoor tile** Carabella Camel 23x120.*

Rope

Linee

Twist

Sun
NCS S 0300-N

SUN

Mate Matt
Brillo Glossy

W V1 NR RLV *ROPE / LINEE / TWIST*

FORMATS

- *20x60 / 8"x24" M 07*
- *20x60 / 8"x24" M 08* RLV

Wall tile RLV Sun Twist Detail.

TECHNICAL SPECIFICATIONS

CUMPLE	16%	20 / 30	RESISTE	RESISTE	GA	CUMPLE

Wall tile RLV Rope Sun Blanco Brillo 20x60. Floor tile Vermand Silver 60x60

***Wall tile** Sun 20x60 and DC Rock Silver 20x60*

***DC Rock Silver** 20x60 P 14*

***DC Rock Gold** 20x60 P 14*

***Listelo RLV Twist Silver Matt** 3x60 P 11*

***Listelo RLV Twist Gold Matt** 3x60 P 11*

***Listelo RLV Linee Silver Matt** 3x60 P 11*

***Listelo RLV Linee Gold Matt** 3x60 P 11*

***Listelo RLV Rope Silver Matt** 3x60 P 11*

***Listelo RLV Rope Gold Matt** 3x60 P 11*

SUN

Mate Matt
Brillo Glossy

W V1 NR RLV

ICEBERG / BRISA / DUNAS
CUBIC / MALIA / VIBES

Vibes

Malia



Cubic

Dunas

Brisa

Iceberg

Sun
NCS S 0300-N

FORMATS

25x75 / 10”x29,5”
- *Matt / Shiny M09*
- *Matt / Shiny M10* RLV

RLV Brisa Sun 25x75 detail

RLV Cubic Sun 25x75 detail

TECHNICAL SPECIFICATIONS

CUMPLE	16%	20 / 30	RESISTE	RESISTE	GA	CUMPLE

Wall tile RLV Malia Sun Blanco Mate 25x75, Rennes Umber 20,75. Floor tile Fidenza Linen 75x75

PIEZAS ESPECIALES
SPECIAL PIECES



Metro** 25x75 / 10"x29,5" P28* — ***Set 2 pieces

***Perfil Plata Mate** 1x75 P 15*

***Perfil Plata Brillo** 1x75 P 18*

***Perfil Oro Mate** 1x75 P 16*

Bellaria Mono** 25x75 / 10"x29,5" P26* — ***Set 2 pieces

Bellaria Multi** 25x75 / 10"x29,5" P26* — ***Set 2 pieces

***Wall tile** Sun Blanco 25x75 and Bellaria Mono 25x75 **Floor tile** Castrovillari Black 60x120.*

***Wall tile** Sun Blanco 25x75 and Metro 25x75. **Floor tile** Forever Tilo 15x60.*

***Wall tile** Sun Blanco 25x75 and Bellaria Multi 25x75 **Floor tile** Castrovillari Tan 60x120.*

SUN

Mate Matt
Brillo Glossy

W V1 R

CANES / VIENA
SPIGATO / ORNE

FORMATS

30x60 (F) I 12”x24”
Matt / Glossy M09
Matt / Gloosy M10 RLV

Orne

Spigato

Viena

Canes

Sun
NCS S 0300-N

Wall tile Orne Sun matt 30x60

TECHNICAL SPECIFICATIONS

CUMPLE	16%	20 / 30	RESISTE	RESISTE	GA	CUMPLE

Wall tile Sun Blanco Brillo and Rlv. Orne 30x60. Floor tile Castrovillari Damgray 60x60.

PIEZAS ESPECIALES SPECIAL PIECES



***DC Pop Silver** 30x60 / 12"x24"(F) P 20*



***DC Pop Gold** 30x60 / 12"x24"(F) P 20*

***Listelo RLV Orne Silver Matt** 3x60 P 11*

***Listelo RLV Orne Gold Matt** 3x60 P 11*

***Listelo RLV Spigato Silver Matt** 3x60 P 11*

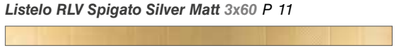

***Listelo RLV Spigato Gold Matt** 3x60 P 11*

***Listelo RLV Viena Silver Matt** 3x60 P 11*

***Listelo RLV Viena Gold Matt** 3x60 P 11*

***Listelo RLV Canes Silver Matt** 3x60 P 11*

***Listelo RLV Canes Gold Matt** 3x60 P 11*

Azur** 30x60 / 12"x24"(F) P 26* ***Set 2 pieces

***Wall tile** DC Pop Gold 30x60.*

Azur 30x60 detail

***Wall tile** RLV Viena Sun Matt 30x60.*

***Wall tile** Sun Blanco Brillo and Azur 30x60. **Floor tile** Castrovillari White 60x120*

White
NCS S 1002-G

Linen
NCS S 1005-Y20R

Silver
NCS S 1500-N

Ivory
NCS S 4005-Y20R

Mate Matt Matt

CORTEN WALL

W V2 NR RC RLV

FORMATS

Designs 8

30x60 (F) / 12”x24”
Matt M09
Matt M10 RLV

Designs 8

20x60 / 8”x24”
Matt M07
Matt M08 RLV

Wall tile Corten Wall White 20x60 Floor tile Bohars Sand 25x150

TECHNICAL SPECIFICATIONS

CUMPLE	16%	20 / 30	RESISTE	RESISTE	GA	CUMPLE

Wall tile Corten Wall Linen 30x60 and RLV Corten Wall Linen.Floor tile Maison Silver 60x60

CORTEN WALL

PIEZAS ESPECIALES
SPECIAL PIECES

***RLV Orne Corten Wall White** 30x60 (F) M 10*

***RLV Orne Corten Wall Silver** 30x60 (F) M 10*

***RLV Orne Corten Wall Linen** 30x60 (F) M 10*

***RLV Orne Corten Wall Ivory** 30x60 (F) M 10*

RLV Orne Corten Wall Silver detail

***DC Corten Wall White** 30x60 (F) P 31* — ***Juego de 2 piezas** Set 2 pieces*

***DC Corten Wall Silver** 30x60 (F) P 31* — ***Juego de 2 piezas** Set 2 pieces*

***DC Corten Wall Linen** 30x60 (F) P 31* — ***Juego de 2 piezas** Set 2 pieces*

***DC Corten Wall Ivory** 30x60 (F) P 31* — ***Juego de 2 piezas** Set 2 pieces*

***Listelo RLV Orne Silver Matt** 3x60 P 11*

***Listelo RLV Orne Gold Matt** 3x60 P 11*

***Wall tile** Corten Wall RLV Orne Silver 30x60 **Floor tile** Bohars Sand 25x150*

***Wall tile** Corten Wall Linen 30x60 and DC Corten Wall Linen 30x60*

PIEZAS ESPECIALES 20x60
SPECIAL PIECES

RLV Twist Corten Wall White 20x60 M 10

RLV Twist Corten Wall Linen 20x60 M 10

RLV Twist Corten Wall Silver 20x60 M 10

RLV Twist Corten Wall Ivory 20x60 M 10

Listelo RLV Twist Silver Matt 3x60 P 11

Listelo RLV Twist Gold Matt 3x60 P 11

Wall tile RLV Twist Corten Wall Silver 20x60 and Corten Wall Silver 20x60.

Wall tile Corten Wall Ivory 20x60, Corten Wall Linen 30x60 Floor tile Forever Haya 20x120

White
NCS S 0300-N

Silver
NCS S 2502-Y

Mate Matt

CORNWALL

W V2 TXT NR

FORMATS

Designs 24

20x60 / 8"x24"
M 07
M 08 RLV



MATCHING SERIES

P FOREVER
25x100

Tilo Haya Olivo

Consulte Catálogo Porcelánico.
Check our Porcelain Catalogue.

TECHNICAL SPECIFICATIONS

CUMPLE	16%	20 / 30	RESISTE	RESISTE	GA	CUMPLE

Wall tile Cornwall white 20x60, DC Corwall 20x60. Floor tile Ragusa Sand 20x75.

PIEZAS ESPECIALES
SPECIAL PIECES

***Brading Gold** 20x60 P 20*

***RLV Cornwall White** 20x60 M 08*

***Brading Silver** 20x60 P 20*

***RLV Cornwall Silver** 20x60 M 08*

***Listelo Acero Mate** 1,5x60 P 16*

Cornwall White detail

DC Cornwall Silver detail

***Wall tile** Cornwall White 20x60 and Brading Gold 20x60. **Floor tile** Forever Haya 25x100.*

***Wall tile** Cornwall Silver and RLV Cornwall Silver 20x60.*

White
NCS S 1002-G

Tan
NCS S 2005-Y50R

Silver
NCS S 4000-N

Mate Matt

SOAPSTONE WALL

W V2 Rc RLV

FORMATS

Designs 8

30x60 (F) / 12"x24"
Matt *M09*
Matt *M10* RLV

Wall tile *Soapstone Wall White* ***30x60*** ***Floor tile*** *Rennes White* ***20x75***

TECHNICAL SPECIFICATIONS

CUMPLE	16%	20 / 30	RESISTE	RESISTE	GA	CUMPLE

Wall tile Soapstone Tan, RLV Spigato Tan 30x60. Floor tile Marsala Tan 20x120.

PIEZAS ESPECIALES
SPECIAL PIECES

***RLV Viena Soapstone Wall White** 30x60 (F) M 10*

***RLV Spigato Soapstone Wall White** 30x60 (F) M 10*

***RLV Viena Soapstone Wall Tan** 30x60 (F) M 10*

***RLV Spigato Soapstone Wall Tan** 30x60 (F) M 10*

***RLV Viena Soapstone Wall Silver** 30x60 (F) M 10*

***RLV Spigato Soapstone Wall Silver** 30x60 (F) M 10*

***Listelo RLV Viena Silver Matt** 3x60 P 11*

***Listelo RLV Spigato Silver Matt** 3x60 P 11*

***Listelo RLV Viena Gold Matt** 3x60 P 11*

***Listelo RLV Spigato Gold Matt** 3x60 P 11*

***Wall tile** RLV Soapstone Wall Spigato Silver 30x60. **Floor tile** Fidenza Pearl 60x60.*

***Wall tile** RLV Soapstone Spigato White 30x60. **Floor tile** Soapstone Tan 60x60.*

***Wall tile** RLV Soapstone Wall Viena Silver 30x60. **Floor tile** Soapstone Silver 120x120.*

SOAPSTONE Decor

***DC Soapstone Wall White** 30x60 (F) P 27*

***DC Soapstone Wall Tan** 30x60 (F) P 27*

***DC Soapstone Wall Silver** 30x60 (F) P 27*

***DC Soapstone Wall Silver** 30x60 (F)*

Wall tile Soapstone Wall Tan 30x60, DC Soapstone Wall Tan 30x60. Floor tile Ragusa Sand 20x120

White
NCS S 1002-G

Ivory
NCS S 2005-Y50R

Silver
NCS S 4000-N

Mate Matt

TOSCANA

W V2 NR Rc RLV

FORMATS

Designs 8	Designs 8	Designs 8
30x60 (F) / 12"x24"	25x75 / 10"x29,5"	20x60 / 8"x24"
Matt M09	Matt M09	Matt M07
Matt M10 RLV	Matt M10 RLV	Matt M08 RLV

Wall tile Toscana Ivory 30x60 Floor tile Soapstone Tan 60x120

TECHNICAL SPECIFICATIONS

CUMPLE	16%	20 / 30	RESISTE	RESISTE	GA	CUMPLE

Wall tile Toscana Silver and White 30x60, RLV Ipanema Toscana Silver 30x60. Floor tile Ragusa Umber 20x120

PIEZAS ESPECIALES
SPECIAL PIECES

***RLV Ipanema Toscana White** 30x60 (F) M10*



***RLV Spigato Toscana White** 30x60 (F) M10*

***Rlv Ipanema Toscana Ivory** 30x60 (F) M10*

***RLV Spigato Toscana Ivory** 30x60 (F) M10*

***RLV Ipanema Toscana Silver** 30x60 (F) M10*

***RLV Spigato Toscana Silver** 30x60 (F) M10*

***Listelo RLV Ipanema Silver Matt** 3x60 P 11*

***Listelo RLV Spigato Silver Matt** 3x60 P 11*

***Listelo RLV Ipanema Gold Matt** 3x60 P 11*

***Listelo RLV Spigato Gold Matt** 3x60 P 11*

***DC Toscana White** 30x60 (F) P 19*

***DC Toscana Silver** 30x60 (F) P 19*

***DC Toscana Ivory** 30x60 (F) P 19*

***Wall tile** Toscana Wall Rlv Ipanema White 30x60.*

***Wall tile** DC Toscana Wall Ivory 30x60 (F) and Toscana Wall Ivory 30x60 (F). **Floor tile** Integra Greige 120x120.*

Wall tile *RLV Biel Toscana Wall White 25x75.*

Wall tile *RLV Dune Toscana Wall Ivory 25x75 and Toscana Wall Ivory 25x75.* ***Floor tile*** *Brest Umber 25x150.*

TOSCANA Decor 25x75

RLV Biel Toscana Wall White *25x75 M 10*

RLV Biel Toscana Wall Ivory *25x75 M 10*

RLV Biel Toscana Wall Silver *25x75 M 10*

RLV Dune Toscana Wall White *25x75 M 10*

RLV Dune Toscana Wall Ivory *25x75 (F) M 10*

RLV Dune Toscana Wall Silver *25x75 M 10*

TOSCANA Decor 20x60

***RLV Linee Toscana White** 20x60 M10*

***RLV Linee Toscana Ivory** 20x60 M10*

***RLV Linee Toscana Silver** 20x60 M10*

***Listelo RLV Linee Silver Matt** 3x60 P 11*

***Listelo RLV Linee Gold Matt** 3x60 P 11*

***Wall tile** RLV Linee Toscana White 20x60.*



Wall tile Linee Toscana White 20x60

White
NCS S 1002-G

Tan
NCS S 2005-Y50R

Silver
NCS S 4000-N

Mate Matt

DEVON WALL

W V2 Rc RLV

FORMATS

Designs 8

30x60 (F) / 12"x24"
Matt M09
Matt M10 RLV

Wall tile Devon Wall White, RLV Canes Devon Wall White 30x60. **Floor tile** Devon SIlver 60x60

TECHNICAL SPECIFICATIONS

CUMPLE | 16% | 20 / 30 | RESISTE | RESISTE | GA | CUMPLE

Wall tile Devon Wall Silver 30x60 and RLV Tube Devon Wall Silver 30x60. Floor tile Marsala Gray 20x120

DEVON WALL

PIEZAS ESPECIALES
SPECIAL PIECES

***RLV Canes Devon Wall White** 30x60 (F) M10*

***RLV Tube Devon Wall White** 30x60 (F) M10*

***RLV Canes Devon Wall Tan** 30x60 (F) M10*

***RLV Tube Devon Wall Tan 30x60** (F) M10*



***RLV Canes Devon Wall Silver** 30x60 (F) M10*

***RLV Tube Devon Wall Silver** 30x60 (F) M10*

***Listelo RLV Canes Silver Matt** 3x60 P 11*

***Listelo RLV Tube Silver Matt** 3x60 P 11*

***Listelo RLV Canes Gold Matt** 3x60 P 11*

***Listelo RLV Tube Gold Matt** 3x60 P 11*

***Detalle Wall tile** RLV Canes Devon Wall Tan 30x60.*

Wall tile** Devon Wall WHite **30x60**, RLV Tube Devon Wall WHite **30x60,** Devon Silver **60x60.

***Wall tile** Devon Tan, RLV Canes Devon Tan 30x60 **Floor tile** Eternal Olivo 20x120, Devon Tan 60x60*

DEVON Decor 30x60

***DC Devon Gold** 30x60 (F) P 36*

Juego de 2 piezas
Set 2 pieces

***DC Devon Silver** 30x60 (F) P 36*

Juego de 2 piezas
Set 2 pieces



DC Devon Gold** 30x60 **detail.

DC Devon Silver** 30x60 **detail.



Wall tile Devon Silver 30x60, DC Devor Silver 30x60

White
NCS S 1002-G

Pearl
NCS S 1002-G

Silver
NCS S 1500-N

Linen
NCS S 2005-T20R

Sand
NCS S 2005-Y50R

Mate Matt

MARNE

W V2 NR

FORMATS

Designs 10

20x60 / 8"x24"
M07
M08 RLV

***Wall tile** Marne Linen 20x60 , RLV Marne Silver 20x60 and Peronne Silver 6x60*

MATCHING SERIES

P FOREVER
20x120 / 25x100 / 15x60

Haya Roble Arce Tilo Olivo

Consulte Catálogo Porcelánico.
Check our Porcelain Catalogue.

TECHNICAL SPECIFICATIONS

CUMPLE	16%	20 / 30	RESISTE	RESISTE	GA	CUMPLE

Wall tile Marne White and Tan 20x60 Peronne Sand 6x60.

MARNE

PIEZAS ESPECIALES
SPECIAL PIECES

***RLV Marne Silver** 20x60*
M 08

3 relieves distintos servidos aleatoriamente.
3 different reliefs randomly served.

***Peronne Silver** 6x60 P 19*

Juego de 2 piezas.
Set 2 pieces.
Jeu de 2 pièces.

***Listelo Acero Mate** 1,5x60 P 16*

***RLV Marne Sand** 20x60*
M 08

3 relieves distintos servidos aleatoriamente.
3 different reliefs randomly served.

***Peronne Sand** 6x60 P 19*

Juego de 2 piezas.
Set 2 pieces.
Jeu de 2 pièces.

Marne Silver detail

Marne Sand detail

***Wall tile** Marne Pearl 20x60 RLV Marne Silver 20x60 **Floor tile** Cosmopolita Silver 60x60*

***Wall tile** Marne Sand 20x60 RLV Marne Sand 20x60*

White
NCS S 1000-N

Linen
NCS S 2005-T20R

Sand
NCS S 2005-T20R

Pearl
NCS S 1500-N

Gray
NCS S 4000-N

Mate Matt

EVIAN WALL

W* V2 NR

**Red Body tile*

FORMATS

Designs 18

20x60 / 8"x24"

- *Matt M 05*
- *Matt M 08* RLV

TECHNICAL SPECIFICATIONS

CUMPLE	16%	20 / 30	RESISTE	RESISTE	RESISTE	GA	CUMPLE

Wall tile Evian Pearl 20x60 and Evian Gray 20x60. Floor tile Rennes White 20x75

PIEZAS ESPECIALES
SPECIAL PIECES

***RLV Evian Sand** 20x60 M08*

***RLV Evian Pearl** 20x60 M08*

***Wall tile** Evian Pearl 20x60.*

Wall tile Evian Sand 20x60, Evian White 20x60. Floor tile Evian Sand 45x45

Pasta Blanca / White Body / Faïence Plâte Blanche

TAU
cerámica

Technical Features

CARACTERÍSTICAS TÉCNICAS

SPECIAL PIECES

PRODUCTO - FORMATO PRODUCT - FORMAT PRODUIT - FORMAT		25x75	30x90	40x120 60x120 20x120
PERFIL PLATA MATE PERFIL PLATA BRILLO SILVER MATT PROFILE SILVER GLOSSY PROFILE PROFILÉ ARGENT MATE PROFILÉ ARGENT BRILLANT	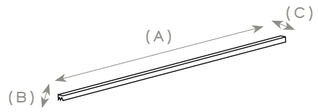	1X75 Mate P15 / Brillo P18 PZ/CJ 10 KG/CJ 1,9 (A) 75 cm (B) 1 cm (C) 1 cm	1X90 Mate P16 / Brillo P19 PZ/CJ 10 KG/CJ 2,5 (A) 90 cm (B) 1 cm (C) 1 cm	1X120 Mate P19 / Brillo P20 PZ/CJ 10 KG/CJ 3 (A) 120 cm (B) 1 cm (C) 1 cm
PERFIL ORO MATE PERFIL ORO BRILLO GOLD MATT PROFILE GOLD GLOSSY PROFILE PROFILÉ OR MATE PROFILÉ OR BRILLANT	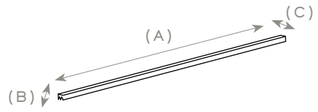	1X75 Mate P16 / Brillo P19 PZ/CJ 10 KG/CJ 1,9 (A) 75 cm (B) 1 cm (C) 1 cm	1X90 Mate P17 / Brillo P19 PZ/CJ 10 KG/CJ 2,5 (A) 90 cm (B) 1 cm (C) 1 cm	1X120 Mate P19 / Brillo P21 PZ/CJ 10 KG/CJ 3 (A) 120 cm (B) 1 cm (C) 1 cm
PERFIL NEGRO MATE BLACK MATT PROFILE PROFILÉ NOIR MATE	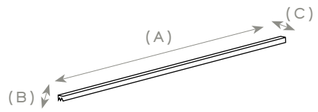	1X75 P17 PZ/CJ 10 KG/CJ 1,9 (A) 75 cm (B) 1 cm (C) 1 cm	1X90 P18 PZ/CJ 10 KG/CJ 2,5 (A) 90 cm (B) 1 cm (C) 1 cm	1X120 P20 PZ/CJ 10 KG/CJ 3 (A) 120 cm (B) 1 cm (C) 1 cm
PERFIL TITANIO TITANIUM PROFILE PROFILÉ TITANIUM	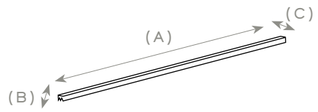	1X75 P17 PZ/CJ 10 KG/CJ 1,9 (A) 75 cm (B) 1 cm (C) 1 cm	1X90 P18 PZ/CJ 10 KG/CJ 2,5 (A) 90 cm (B) 1 cm (C) 1 cm	1X120 P20 PZ/CJ 10 KG/CJ 3 (A) 120 cm (B) 1 cm (C) 1 cm
PERFIL COBRE COPPER PROFILE PROFILÉ CUIVRE	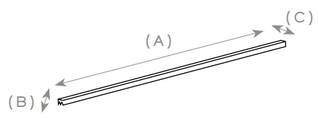	1X75 P17 PZ/CJ 10 KG/CJ 1,9 (A) 75 cm (B) 1 cm (C) 1 cm	1X90 P18 PZ/CJ 10 KG/CJ 2,5 (A) 90 cm (B) 1 cm (C) 1 cm	1X120 P20 PZ/CJ 10 KG/CJ 2,5 (A) 120 cm (B) 1 cm (C) 1 cm
CANTONERA CORNER PIECE PIÈCE D'ANGLE	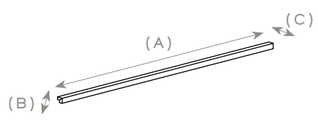	No disponible Not available	1,5X90 P28 PZ/CJ 12 KG/CJ 5,5 (A) 90 cm (B) 1,5 cm (C) 1,5 cm	No disponible Not available
CENEFA PLATA SILVER BORDER ARGENT CENEFA	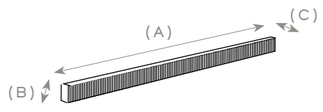	2,5X75 P14 PZ/CJ 12 KG/CJ 5,5 (A) 75 cm (B) 2,5 cm (C) 1,5 cm	2,5X90 P17 PZ/CJ 12 KG/CJ 5,5 (A) 90 cm (B) 2,5 cm (C) 1,5 cm	4X120 P23 PZ/CJ 12 KG/CJ 11,5 (A) 120 cm (B) 4 cm (C) 1,5 cm
CENEFA ORO GOLD BORDER ARGENT OR	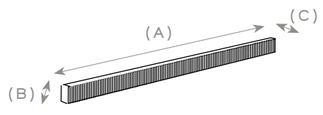	2,5X75 P14 PZ/CJ 12 KG/CJ 5,5 (A) 75 cm (B) 2,5 cm (C) 1,5 cm	2,5X90 P17 PZ/CJ 12 KG/CJ 5,5 (A) 90 cm (B) 2,5 cm (C) 1,5 cm	4X120 P24 PZ/CJ 12 KG/CJ 11,5 (A) 120 cm (B) 4 cm (C) 1,5 cm
CENEFA BRONCE BRONZE BORDER ARGENT OR	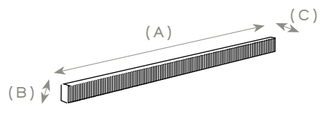	2,5X75 P15 PZ/CJ 12 KG/CJ 5,5 (A) 75 cm (B) 2,5 cm (C) 1,5 cm	2,5X90 P17 PZ/CJ 12 KG/CJ 5,5 (A) 90 cm (B) 2,5 cm (C) 1,5 cm	No disponible Not available

PERFIL PLATA MATE / BRILLO 90x1x1 / 120x1x1 / 75x1x1

PERFIL NEGRO 90x1x1 / 120x1x1/ 75x1x1

PERFIL ORO MATE / BRILLO 90x1x1 / 120x1x1 / 75x1x1

PERFIL COBRE 90x1x1/ 75x1x1

PERFIL TITANIO 90x1x1 / 120x1x1/ 75x1x1

CANTONERA 90x1,5x1,5

Disponible para todas las series de revestimiento en 30x90. Realizada con la base del revestimento.
Available for all our 30x90 wall tile collections. Made with the plain tile.

CENEFA PLATA 90x2,5 / 75x2,5

CENEFA ORO 90x2,5 / 75x2,5

CENEFA BRONCE 90x2,5 / 75x2,5

CENEFA PLATA 120x4

CENEFA ORO 120x4

PACKING LIST

LISTA DE EMBALAJE / PACKING LIST / LISTE D'EMBALLAGE

REVESTIMIENTO PASTA BLANCA WHITE BODY WALL TILE

Tipo de caja **Box type** **Type de caisse**	Formato Format Format	Espesor(mm) Thickness Épaisseur	Piezas / caja Pieces / box Pièces / boîte	m²/caja Sq.mt. / box m²/ boîte	Cajas/palet Boxes / pallet Boîtes / palette	m²/palet Sq.mt. / pallet m²/ palette	Kg/caja Kg / box Kg / boîte	Kg/palet Kg/ pallet Kg / palette
Caja convencional **Standard box** **Caisse conventionnelle**	25x75	8,7	7	1,31	48	62,88	20,5	1004
	20x60 PB	9,5	9	1,08	64	69,12	17,9	1165,6
	20x60 EVIAN (Rvst. PR)	9,4	9	1,08	80	86,4	17,9	1452
	30x60 (F)	7	9	1,62	60	97,2	21,5	1310
	40x120	11	3	1,44	20	28,80	28	580
	33,3x100	7	6	2	48	96	24	1174
	33,3x100 RLV AXE / BIT/ NEO / VIA GALA / DELTA	7	5	1,67	48	80,16	23	1126
	30x90	10,5	5	1,35	63	85,05	20,22	1295,86
	7,5x30 MAIOLICA	9,5	25	0,56	121	67,76	9	1109
	7,5x15 CLASSIC	11,4	44	0,5	120	60	8	980

TAU

MOSAICOS Y DECORADOS MOSAICS AND DECORS

Nombre **Name** **Nom**	Formato Format Format	Piezas / caja Pieces / box Pièces / boîte	Kg/caja Kg / box Kg / boîte
AVEZZANO	7x90	11	16,50
PENCIL	1,25x30	10	0,39
MAIOLICA GOLD/ARGENT/COPPER	7,5x30	21	6,9
CORTEN MOSAICO	30x30	10	15
PERFIL PLATA MATE	1x75	10	2
PERFIL PLATA BRILLO	1x75	10	2
PERFIL ORO MATE	1x75	10	2
CENEFA PLATA	2,5x75	12	4,58
CENEFA ORO	2,5x75	12	4,58
CENEFA BRONCE	2,5x75	12	4,58
YAIZA LISTELO	3x75	15	6,4
NERAC	8x75	20	18
LISTELO PICAS PLATA	2,5x60	8	2,30
PERONNE	6x60	16	9,5

TECHNICAL SPECIFICATIONS

ESPECIFICACIONES TÉCNICAS / TECHNICAL SPECIFICATIONS / CARACTÉRISTIQUES TECHNIQUES

REVESTIMIENTO PASTA BLANCA WHITE BODY WALL TILE

GRUPO BIa (GL) Absorción de agua < 0,5% GROUP BIa (GL) Water absorption < 0,5%		NORMAS DE ENSAYO STANDARD	VALORES PRESCRITOS NORMA EN 14411 VALUE REQUIRED BY EN 14411 STANDARD	VALOR MEDIO AVERAGE VALUE
Características dimensionales Dimensional features / Caractéristiques dimensionnelles		ISO 10545-2		Cumple la norma Conforms to standard
Absorción de agua Water absorption		ISO 10545-3	> 10%	> 10%
Resistencia a la flexión Modulus of ruptura	Resistencia a la flexión Modulus of rupture Fuerza de rotura Breaking strength	ISO 10545-4	> 15 N / mm2 > 600 N	Cumple la norma Conforms to standard
Resistencia a la abrasión superficial Resistance to surface abrasion		ISO 10545-7	Clase indicada por el fabricante Abrasion class indicated by the manufacturer	No aplica Not apply
Dilatación térmica lineal Linear thermal expansión		ISO 10545-8	Método de ensayo disponible Test method available	<7,0 x 10^{-6} ºC^{-1}
Resistencia al choque térmico Thermal shock resistance		ISO 10545-9	Método de ensayo disponible Test method available	Resiste Resists
Resistencia al cuarteo Crazing resistance		ISO 10545-11	Exigida Required	Resiste Resists
Resistencia química Chemical resistance	Ácidos y bases Acids and bases Productos de limpieza y reactivos de piscinas Cleaning products and pool reactive agents	ISO 10545-13	Método de ensayo disponible Test method available Mínimo GB Minimum GB	Cumple la norma Conforms to standard Clase GA Class GA
Resistencia a las manchas Resistance to stains		ISO 10545-14	Mínimo clase 3 Minimum class 3	Cumple la norma Conforms to standard

TAU

REVESTIMIENTO PASTA ROJA RED BODY WALL TILE

GRUPO BIa (GL) Absorción de agua < 0,5% GROUP BIa (GL) Water absorption < 0,5%		NORMAS DE ENSAYO STANDARD	VALORES PRESCRITOS NORMA EN 14411 VALUE REQUIRED BY EN 14411 STANDARD	VALOR MEDIO AVERAGE VALUE
Características dimensionales Dimensional features / Caractéristiques dimensionnelles		ISO 10545-2		Cumple la norma Conforms to standard
Absorción de agua Water absorption		ISO 10545-3	> 10% - 20%	> 10% - 20%
Resistencia a la flexión Modulus of ruptura	Resistencia a la flexión Modulus of rupture Fuerza de rotura Breaking strength	ISO 10545-4	> 12 N / mm2 > 600 N	Cumple la norma Conforms to standard
Resistencia a la abrasión superficial Resistance to surface abrasion		ISO 10545-7	Clase indicada por el fabricante Abrasion class indicated by the manufacturer	No aplica Not apply
Dilatación térmica lineal Linear thermal expansión		ISO 10545-8	Método de ensayo disponible Test method available	<7,0 x 10^{-6} ºC^{-1}
Resistencia al choque térmico Thermal shock resistance		ISO 10545-9	Método de ensayo disponible Test method available	Resiste Resists
Resistencia al cuarteo Crazing resistance		ISO 10545-11	Exigida Required	Resiste Resists
Resistencia química Chemical resistance	Ácidos y bases Acids and bases Productos de limpieza y reactivos de piscinas Cleaning products and pool reactive agents	ISO 10545-13	Método de ensayo disponible Test method available Mínimo GB Minimum GB	Cumple la norma Conforms to standard Clase GA Class GA
Resistencia a las manchas Resistance to stains		ISO 10545-14	Mínimo clase 3 Minimum class 3	Cumple la norma Conforms to standard

TAU cerámica

ES Estimado cliente: le recomendamos que entregue una copia de esta información a los particulares a los que suministre material de la marca TAU Cerámica. Este pequeño esfuerzo se verá recompensado al evitarse posibles reclamaciones de sus clientes. Muchas gracias por su colaboración.

EN Dear customer, we recommend you give a copy of this information to the people you supply with tau cerámica materials. This will help avoid complaints from your customers. Many thanks for your cooperation.

FR Consultez nos tutoriels sur Cher client, nous vous recommandons de fournir une copie de cette fiche aux particuliers qui achètent chez vous des matériaux de la marque TAU Cerámica. Ce petit effort permettra d'éviter d'éventuelles réclamations plus tard. Merci beaucoup de votre coopération.

RECOMENDACIONES

RECOMENDATIONS / RECOMMANDATIONS

Consulte nuestros tutoriales en
See our tutorials at
Consultez nos tutoriels sur

www.tauceramica.com

ALMACENAMIENTO

1 Para garantizar las características de su acabado, el producto suministrado debe mantenerse en su embalaje original hasta el momento de la colocación.
2 Es conveniente evitar el contacto directo con sol y lluvia. Un embalaje deteriorado puede ocasionar algunos desperfectos en las piezas, como roturas, despuntados o manchas difíciles de eliminar.
3 Si el producto va a permanecer almacenado durante un largo período es conveniente hacerlo bajo cubierta.

WAREHOUSING

1 In order to guarantee the characteristics of the finish the product must be kept in its original packaging until the time of fixing.
2 Deterioration in packaging may result in imperfections in the product such as cracking, pitting and staining.
3 If the product is likely to be stored for a long period of time it should be suitably covered

STOCKAGE

1 Afin de garantir les caractéristiques de la finition du produit, celui-ci doit être conservé dans son emballage d'origine jusqu'à son installation.
2 Il convient d'éviter tout contact direct avec le soleil et la pluie. Un emballage endommagé peut causer certains dégâts aux pièces, tels que des cassures, des épointements ou des taches difficiles à enlever.
3 Si le produit doit rester stocké pendant une longue période, il est préférable de le garder sous toiture.

RECOMENDACIONES DE COLOCACIÓN

1Aconsejamos la colocación de nuestro material cerámico por parte de personal cualificado, con experiencia demostrada y con posesión de las herramientas y útiles necesarios y adecuados para la colocación.
2 El soporte a revestir debe reunir condiciones adecuadas de rigidez, planeidad, limpieza e impermeabilidad y ser compatible químicamente con el material de agarre a utilizar.
3 En caso de reposición sobre material cerámico preexistente, es conveniente prever elementos que garanticen la adherencia del nuevo recubrimiento.
4 Deberán respetarse en todo caso las juntas estructurales previstas y plantear cuantas juntas de dilatación y perimetrales resulten necesarias y, en cualquier caso, las que resulten exigibles desde el punto de vista normativo.
5 Deberá utilizarse un material de agarre adecuado al tipo de cerámica a colocar. En el caso de Porcelánico, deberá emplearse un material de agarre adecuado a la baja porosidad de este producto. En cualquier caso, se utilizarán materiales de agarre y rejuntado con adecuada elasticidad y altas prestaciones técnicas, mecánicas y químicas.

RECOMMENDATIONS FOR LAYING

1 We recommend that our ceramic tiles should only be laid by qualified professionals with proven experience and in possession of the appropriate tools and equipment for the task.
2 The surface to be tiled must be rigid, flat, clean and impermeable; it should also be chemically compatible with the adhesive material, mortar etc., to be used to lay the tiles.
3 If the new tiles are going to be laid on existing ceramic tiles, elements should be incorporated to ensure that the new covering bonds properly.
4 In every case, all planned structural joints must be taken into account. Include as many expansion and perimeter joints as necessary; in any event, such joints required by current norms and standards must be incorporated.
5 The type of adhesive used must be suitable for the type of ceramic tile to be laid. The low porosity of porcelain tile requires that the adhesive used must be suitable for this type of material. In all cases the adhesives and grouts used must be sufficiently elastic, and have high quality technical, mechanical and chemical specifications.

RECOMMANDATIONS DE POSE

1 Nous vous conseillons de faire installer notre matériau céramique par du personnel qualifié justifiant d'une expérience éprouvée et possédant les outils et équipements nécessaires et appropriés pour la pose.
2 Le support à revêtir doit répondre à des conditions adéquates de rigidité, de planéité, de propreté et d'étanchéité et être chimiquement compatible avec le matériau de fixation à utiliser.
3 En cas de pose sur un matériau céramique préexistant, il convient de prévoir des éléments qui garantissent l'adhérence du nouveau revêtement.
4 Les joints structuraux prévus doivent être respectés dans tous les cas. Par ailleurs, tous les joints de dilatation et périphériques nécessaires doivent être envisagés, et ceux exigés du point de vue réglementaire ne doivent pas être négligés.
5 Il faut utiliser un matériau de fixation adapté au type de céramique à poser. Dans le cas du grès porcelainé, un matériau de fixation approprié doit être utilisé en raison de la faible porosité de ce produit. En tout état de cause, il faut utiliser des matériaux de fixation et de rejointoyage présentant une élasticité adéquate et des performances techniques, mécaniques et chimiques élevées.

RECOMENDACIONES DE TRABADO

1 TAU recomienda no trabar a mitad de pieza los siguientes formatos: 30x60, 37,5x75, 30x120, 60x120 y 20x120.
2 En general, desaconsejamos la colocación trabada con un desplazamiento superior a 15 cm. En cualquier caso, el desplazamiento no debe ser superior al 25% de la longitud de la pieza.

RECOMMENDATIONS FOR LAYING PATTERNS

1 TAU recommends not laying half-piece brick bond patterns with the following formats: 30x60, 37,5x75, 30x120, 60x120 y 20x120.
2 In general, we do not recommend brick bond patterns with overlaps of more than 15 cm. In all cases, the overlap should be no more than 25% of the length of the piece.

RECOMMANDATIONS POUR LA POSE EN DÉCALÉ

1 TAU recommande de ne pas poser en décalé à la moitié de la dalle les formats suivants : 30 x 60, 37,5 x 75, 30 x 120, 60 x 120 et 20 x 120.
2 Généralement, nous recommandons de ne pas poser les dalles décalées avec un déplacement de plus de 15 cm. Dans tous les cas, le déplacement ne doit pas dépasser 25 % de la longueur de la pièce.

RECOMENDACIONES DE LIMPIEZA.

1 Una vez concluida la tarea de rejuntado y tras la limpieza de éste, es importante respetar el tiempo de puesta en servicio del recubrimiento, es decir, no limpiar inmediatamente sino dejar secar la obra. Para la limpieza de puesta a punto del suelo cerámico aconsejamos esperar unos 5 días.
2 Se debe proteger el recubrimiento frente al agua y humedad en las primeras fases de maduración y endurecimiento de los materiales de agarre y rejuntado. Especialmente en exteriores y con riesgo de helada.
3 También es conveniente tomar medidas para evitar posibles agresiones mecánicas o químicas producidas por los trabajos posteriores de otros oficios o instalaciones con el fin de proteger la superficie de daños puntuales; por ello se recomienda cubrir el pavimento con cartón grueso o similar.
4 Para la limpieza final del recubrimiento se aconseja utilizar productos compatibles con la resistencia química de las piezas, así como evitar el uso de detergentes sólidos con partículas abrasivas o soluciones que contengan ácido fluorhídrio, pues este ácido ataca el esmalte y produce daños irreparables en la cerámica.
5 La cerámica proporciona un recubrimiento completamente funcional una vez superado el tiempo de maduración de los materiales y requiere muy poco mantenimiento, tan sólo la limpieza cotidiana con agua limpia
6 En caso de producirse manchas que no puedan ser totalmente eliminadas con un detergente convencional y que requieran la utilización de disolventes o limpiadores específicos, se recomienda consultar previamente la clase de resistencia química de la pieza.
7 Se aconseja no utilizar ceras, aceites o productos similares.

RECOMMENDATIONS FOR CLEANING

1 Once the tiles have been grouted and any excess grout cleaned off, it is important to wait the stipulated time before using the tiled surface; in other words, any cleaning should wait until the tiled surface is completely dry. We recommend waiting 5 days before cleaning in readiness for full use.
2 The newly tiled surface must be protected from water and damp while the adhesive and grouting materials are maturing and hardening. This is particularly important in outside spaces and areas where there is a risk of freezing.
3 Measures should also be taken to protect the newly tiled surface against mechanical or chemical damage resulting from subsequent work by other professionals or later installations. Damage can be prevented by covering the floor tiles with thick cardboard or similar material.
4 For the final cleaning of the tiled surface, the products used should be compatible with the chemical resistance of the tiles. Avoid solid detergents with abrasive particles and solutions containing hydrofluoric acid, which attacks the glaze and causes irreversible damage to the ceramic tile.
5 Ceramic products provide a completely functional, low-maintenance surface once the period has passed during which the adhesives used to lay the tiles have matured or hardened. Daily wiping over with clean water and a little alkaline-based detergent is sufficient. Do not use metal scrapers or abrasive scrubbers to clean the tiles.
6 In the case of stains that cannot be removed completely with regular detergents and that require specific solvents or cleaning products, the tile's chemical resistance properties should be consulted beforehand.
7 The use of waxes, oils or similar products is not recommended.

RECOMMANDATIONS DE NETTOYAGE

1 Une fois le rejointoyage terminé et après le nettoyage, il est important de respecter le délai de mise en service du revêtement, c'est-à-dire de ne pas nettoyer immédiatement mais de laisser le chantier sécher. Pour le nettoyage de finalisation du sol carrelé, nous recommandons d'attendre environ 5 jours.
2 Le revêtement doit être protégé de l'eau et de l'humidité au cours des premières étapes de la maturation et du durcissement des matériaux de fixation et de scellement. Surtout à l'extérieur et en cas de risque de gel.
3 Il est également conseillé de prendre des mesures pour éviter les éventuelles agressions mécaniques ou chimiques produites par les travaux ultérieurs d'autres métiers ou installations afin de protéger la surface contre des dommages ponctuel. Il est donc conseillé de recouvrir le sol avec du carton épais ou similaire.
4 Pour le nettoyage final du revêtement, il est conseillé d'utiliser des produits compatibles avec la résistance chimique des pièces, ainsi que d'éviter l'utilisation de détergents solides à base de particules abrasives ou des solutions contenant de l'acide fluorhydrique, car cet acide attaque l'émail et produit des dommages irréparables sur la céramique.
5 Une fois le temps de maturation des matériaux est dépassé, la céramique permet d'avoir un revêtement entièrement fonctionnel qui ne nécessite que très peu d'entretien. Il suffit de le nettoyer quotidiennement avec de l'eau propre à laquelle on peut ajouter un détergent à base alcaline. Ne pas utiliser de spatules métalliques ni d'éponges abrasives pour nettoyer le revêtement.
6 Si des taches apparaissent et qu'elles ne peuvent pas être complètement éliminées avec du détergent classique, ce qui pousse à utiliser des solvants ou des nettoyants spéciaux, il est recommandé de vérifier au préalable la classe de résistance chimique de la pièce.
7 Il n'est pas conseillé d'utiliser des cires, des huiles ou d'autres produits similaires.

RECOMENDACIONES PARA LA LIMPIEZA DE DECORADOS Y PIEZAS ESPECIALES.

1 Debido a las características de los metales utilizados en la confección de estos productos, es suficiente utilizar una bayeta húmeda y jabón líquido neutro. Si la pieza llevara protección, no quitarla hasta que el producto esté colocado y limpio.

RECOMMENDATIONS FOR THE CLEANING OF DECORATIONS AND SPECIAL PIECES

1 Due to the characteristics of the metals used in the production of these pieces, only a damp cloth and neutral liquid soap are required to clean them. Any protective material should be left on the piece until it is fitted and clean.

RECOMMANDATIONS POUR LE NETTOYAGE DES PIÈCES DÉCORÉES ET SPÉCIALES

1 En raison des caractéristiques des métaux utilisés dans la fabrication de ces produits, il suffit d'utiliser un chiffon humide et du savon liquide neutre pour les nettoyer. Si la pièce est protégée, n'enlevez pas la protection avant que le produit ne soit en place et propre.

TAU cerámica

DE Schauen Sie sich unsere Lernprogramme an, unter Sehr geehrter Kunde: Wir empfehlen Ihnen, eine Kopie dieser Informationen an die Personen weiterzugeben, an die Sie das Material der Marke TAU Cerámica liefern. Dieser kleine Extra-Aufwand wird Ihnen dadurch zugutekommen, dass mögliche Reklamationen Ihrer Kunden vermieden werden. Vielen Dank für Ihre Zusammenarbeit.

IT Consulta i nostri tutorial inCaro cliente: Le raccomandiamo di consegnare una copia di questo foglietto illustrativo ai clienti privati a cui fornisce i materiali del marchio TAU Cerámica. Questo piccolo sforzo sarà ricompensato da una minore incidenza di reclami da parte dei Suoi clienti. Molte grazie per la Sua collaborazione.

RU Смотрите наши обучающие видео на Уважаемый заказчик! Рекомендуем предоставить копию информации покупателям материала TAU Cerámica. Это небольшое усилие позволит Вам предотвратить потенциальные жалобы со стороны клиентов. Благодарим Вас за содействие.

EMPFEHLUNGEN

RACCOMANDAZIONI / РЕКОМЕНДАЦИИ

Schauen Sie sich unsere Tutorials unter an
Dai un'occhiata ai nostri tutorial su
Ознакомьтесь с нашими руководствами по адресу

www.tauceramica.com

LAGERUNG

1 die Oberflächeneigenschaften zu bewahren, muss das gelieferte Produkt solange in der Originalverpackung gelagert werden bis es verlegt wird.
2 Direkter Kontakt mit Sonne oder Regen sollte vermieden werden. Eine defekte Verpackung kann zu Mängeln, wie Brüchen, stumpfen Oberflächen oder schwer zu entfernenden Flecken, an den Teilen führen.
3 Wenn das Produkt längere Zeit gelagert werden soll, ist es ratsam, es unter Dach aufzubewahren.

STOCCAGGIO

1 Per garantire la conservazione delle caratteristiche delle finiture, il prodotto fornito deve essere conservato nel suo imballaggio originario fino al momento della posa.
2 È opportuno evitare il contatto diretto con sole e pioggia. Un imballaggio deteriorato può provocare danni ai componenti quali rotture, spuntature o macchie difficili da eliminare.
3 Se il prodotto è destinato a uno stoccaggio prolungato è conveniente che venga sistemato al coperto.

ХРАНЕНИЕ МАТЕРИАЛОВ

1 Для поддержания качества отделки поставляемых материалов, храните их в оригинальной упаковке до процесса укладки.
2 Рекомендуется избегать прямого воздействия солнечных лучей и дождя. Поврежденная упаковка может привести к возникновению таких дефектов, как поломка, затупление или трудно выводимые пятна.
3 В случае долгосрочного складирования, материалы должны храниться под навесом.

VERLEGEEMPFEHLUNGEN

1Sie unser keramisches Material von qualifizierten Fachleuten mit nachgewiesener Erfahrung und den notwendigen und geeigneten Werkzeugen für diese Arbeit verlegen.
2 Der zu verkleidende Untergrund muss entsprechend fest, eben, sauber, undurchlässig und chemisch mit dem zu verwendenden Haftmaterial kompatibel sein.
3 Bei einer Verlegung auf schon vorhandenem alten Keramikmaterial müssen Elemente vorgesehen werden, die die Haftung der neuen Keramikbeschichtung garantieren.
4 Es müssen in jedem Fall die vorgesehenen Strukturfugen eingehalten und so viele Dehnungs- und Umfangsfugen wie notwendig eingerichtet und unbedingt alle Fugen vorgesehen werden, die nach den Baubestimmungen erforderlich sind.
5 Es muss Haftmaterial eingesetzt werden, das für die Art der zu verlegenden Keramikfliesen geeignet ist. Im Falle von Porzellanplatten ist ein Haftmaterial zu verwenden, das für die geringe Porosität dieses Produkts geeignet ist. Es sind immer Haft- und Fugenmaterialien mit ausreichender Elastizität und hoher technischer, mechanischer und chemischer Leistungsfähigkeit einzusetzen.

RACCOMANDAZIONI PER LA POSA

1 È consigliabile che la posa del nostro materiale in ceramica venga eseguita da personale qualificato, con esperienza dimostrata e in possesso degli strumenti e attrezzi necessari e adeguati.
2 Il supporto da rivestire deve essere in possesso delle condizioni adeguate di rigidità, planarità, pulizia e impermeabilità, oltre a essere chimicamente compatibile con il materiale di presa che verrà utilizzato.
3 Il supporto da rivestire deve essere in possesso delle condizioni adeguate di rigidità, planarità, pulizia e impermeabilità, oltre a essere chimicamente compatibile con il materiale di presa che verrà utilizzato.
4 Dovranno essere sempre collocati i giunti strutturali previsti, si dovranno installare tutti i giunti di espansione e perimetrali necessari e, in ogni caso, provvedere a installare i giunti previsti per legge.
5 Bisognerà utilizzare il materiale di presa più idoneo al tipo di ceramica da collocare. Nel caso del gres porcellanato, bisognerà utilizzare un materiale di presa adeguato alla bassa porosità di questo prodotto. In ogni caso, dovranno essere utilizzati materiali di presa e giunzioni provvisti di idonea elasticità e dalle elevate prestazioni tecniche, meccaniche e chimiche.

РЕКОМЕНДАЦИИ ПО УКЛАДКЕ

1 Укладка керамической плитки должна осуществляться квалифицированным персоналом с подтвержденным рабочим опытом, обладающим надлежащими инструментами и оборудованием для укладки.
2 Подлежащая облицовке поверхность должна отвечать соответствующим условиям жесткости, плоскостности, чистоты и непроницаемости, а также быть химически совместимой с используемыми клеевыми растворами.
3 В случае укладки новой плитки на существующий керамический материал, рекомендуется предусмотреть факторы, гарантирующие надлежащую адгезию нового покрытия.
4 Необходимо обеспечить соблюдение предусмотренных укладочных швов, учитывая необходимые деформационные и периметральные швы, а также требования по швам согласно нормативным правилам.
5 Необходимо использовать клеевой раствор в соответствии с типом керамической плитки. В случае Керамогранита, пользуйтесь клеевым раствором, учитывая низкую пористость данного материала. В любом случае, используемые клеевые растворы и цементные затирки должны иметь достаточную эластичность и обладать высокими техническими, механическими и химическими свойствами.

RECOMENDACIONES DE TRABADO

1 TAU empfiehlt, die folgenden Formate nicht in der Mitte des Teils zu verbinden: 30 x 60, 37,5 x 75, 30 x 120, 60 x 120 und 20 x 120.
2 Im Allgemeinen raten wir von einer Verlegung mit einem Versatz über 15 cm ab. Auf keinen Fall darf der Versatz über 25 % der Teillänge betragen.

RACCOMANDAZIONI PER LA POSA A INCASTRO

1 TAU raccomanda di non lavorare a metà pezzo i seguenti formati: 30 x 60, 37,5 x 75, 30 x 120, 60 x 120 e 20 x 120.
2 In generale è sconsigliata la posa a incastro con uno scorrimento superiore ai 15 cm. Lo scorrimento, in ogni caso, non supererà mai il 25% della lunghezza del pezzo.

РЕКОМЕНДАЦИИ ПО УКЛАДКЕ В РАЗБЕЖКУ

1 TAU не рекомендует производить укладку в разбежку, смещая плитку на половину ее длины, в изделиях со следующими размерами: 30x60, 37,5x75, 30x120, 60x120 и 20x120.
2 При укладке в разбежку, рекомендуемая длина смещения не должна превышать 15 см. В любом случае, длина смещения не должна превышать 25% длины плитки.

RECOMENDACIONES DE LIMPIEZA.

1 Nach Abschluss der Verfugungsarbeiten und nach der Reinigung der Fugen, ist es wichtig, eine entsprechende Zeit zu warten, bevor die Fliesen genutzt werden können, das heißt, sie müssen zuerst richtig austrocknen bevor sie gereinigt werden können. Für die Abschlussreinigung des Keramikbodens sollte ungefähr 5 Tage gewartet werden.
2 Der Belag muss in der ersten Phase der Reifung und Aushärtung des Haft- und Fugenmaterials vor Wasser und Feuchtigkeit geschützt werden. Besonders in Außenbereichen und bei Gefahr von Frostbildung.
3 Es sollten auch Maßnahmen zur Vermeidung eventueller mechanischer oder chemischer Schäden aus späteren Arbeiten anderer Handwerker oder durch spätere Einbauten ergriffen werden, um die Oberfläche vor punktuellen Beschädigungen zu schützen; dazu ist eine Abdeckung des Bodens mit dickem Karton oder ähnlichem zu empfehlen.
4 Für die Abschlussreinigung des Belags sind Reinigungsmittel zu empfehlen, die mit der chemischen Widerstandsfähigkeit der Teile kompatibel sind, es muss darüber hinaus der Einsatz von Reinigungsmitteln in fester Form mit abrasiven Partikeln oder von Lösungen vermieden werden, die Fluorwasserstoff enthalten, diese Säure greift das Email an und führt zu irreparablen Schäden an der Keramik.
5 Keramik stellt einen absolut funktionalen Belag dar, wenn die Reifungszeit des Materials erreicht ist, und erfordert sehr geringe Pflege, sie muss bei der täglichen Reinigung nur mit einem sauberen Lappen und etwas alkalischem Reinigungsmittel abgewischt werden. Es dürfen für die Reinigung des Belags keine Metallspachtel oder Scheuerschwämme verwendet werden.
6 Sollten Flecken entstehen, die mit einem herkömmlichen Reinigungsmittel nicht vollständig zu beseitigen sind und bei denen Speziallösungsmittel oder -reinigungsmittel verwendet werden müssen, sollte unbedingt zuvor die chemische Widerstandsklasse des Teils erfragt werden.

RACCOMANDAZIONI PER LA PULIZIA

1 Una volta conclusi i lavori di giunzione e dopo la pulizia delle fughe, è importante rispettare i tempi di riposo del rivestimento, per cui sarà necessario lasciar asciugare prima di provvedere alla pulizia. Per la pulizia di messa a punto definitiva del pavimento in ceramica si consiglia di aspettare circa 5 giorni.
2 È necessario proteggere il rivestimento da acqua e umidità nelle prime fasi di maturazione e indurimento dei materiali di presa e giunzione. Va riservata particolare cura alle pose in esterni e quando c'è rischio di gelate.
3 È inoltre conveniente adottare delle precauzioni in modo da evitare possibili aggressioni meccaniche o chimiche provocate dai lavori posteriori di altri artigiani o per altre installazioni, allo scopo di proteggere la superficie da danni occasionali; si raccomanda pertanto di coprire il pavimento con cartone grosso o materiali simili.
4 Per la pulizia finale del rivestimento si consiglia di utilizzare prodotti compatibili con la resistenza chimica dei pezzi, nonché di evitare l'uso di detergeti solidi con particelle abrasive o soluzioni che contengano acido fluoridrico, dato che questo acido attacca lo smalto e provoca danni irreparabili alla ceramica.
5 Il rivestimento in ceramica sarà totalmente funzionale una volta superato il tempo di maturazione dei materiali e richiede pochissima manutenzione; è sufficiente la pulizia quotidiana con acqua pulita a cui potrà essere aggiunto un detersivo a base alcalina. Non utilizzare spatole metalliche, né spugne abrasive per la pulizia del rivestimento.
6 Nel caso in cui comparissero delle macchie la cui rimozione con un detersivo convenzionale sia impossibile e che richiedano l'uso di solventi o detergenti specifici, si raccomanda di consultare previamente la classe di resistenza chimica del materiale.
7 Si consiglia di non utilizzare cere, oli o prodotti simili.

РЕКОМЕНДАЦИИ ПО ОЧИСТКЕ

1 После затирки швов и очистки от лишнего материала дайте поверхности высохнуть до начала эксплуатации в соответствии с предусмотренным для этого временем. Окончательную уборку керамического пола до ввода в эксплуатацию рекомендуется проводить через пять дней после затирки.
2 Облицовочное покрытие необходимо защитить от проникновения воды и влаги на начальной стадии созревания и затвердения клеевого раствора и затирки. В первую очередь это касается уличных поверхностей, подвергающихся воздействию отрицательных температур.
3 Также рекомендуется принять меры по предотвращению механических или химических воздействий, возникающих в результате проведения последующих работ по ремонту или монтажу, с целью защиты поверхности от специфических повреждений; для чего необходимо покрыть пол толстым картоном или аналогичным материалом.
4 Для окончательной очистки облицовочного покрытия рекомендуется использовать чистящие средства, совместимые с химической стойкостью облицовочного материала, а также избегать использования моющих средств с твердыми абразивными частицами или растворов, содержащих плавиковую кислоту, которые воздействуют на эмаль и приведут к непоправимым повреждениям керамического покрытия.
5 Полномасштабная эксплуатация керамического покрытия станет возможной сразу после надлежащего затвердения клеевого раствора; уход за покрытием требует минимальных усилий и состоит из ежедневной очистки с помощью чистой воды, в которую можно добавить моющее щелочное средство. Металлические шпатели и абразивные губки для очистки облицовки использовать запрещается.
6 При появлении пятен, которые трудно вывести с помощью обычного моющего средства, и которые требуют использования растворителей или специальных чистящих средств, необходимо предварительно ознакомиться с классом химической стойкости плитки.
7 Не рекомендуется использование средств с содержанием воска, масел и подобных им веществ.

EMPFEHLUNGEN FÜR DIE REINIGUNG VON SCHMUCKELEMENTEN UND SPEZIALTEILEN

1 Aufgrund der Eigenschaften, der bei der Gestaltung dieser Produkte verwendeten Metalle, genügt ein feuchter Wischlappen und flüssige Neutralseife. Wenn das Teil mit einer Schutzschicht versehen ist, diese nicht abnehmen bevor das Produkt verlegt und sauber ist.

RACCOMANDAZIONI PER LA PULIZIA DI DECORAZIONI ED ELEMENTI SPECIALI

1 Viste le caratteristiche dei metalli utilizzati nella confezione di questi prodotti, è sufficiente utilizzare un panno umido e sapone liquido neutro. Se il pezzo reca protezione, non toglierla fino a quando il prodotto sarà stato posato e pulito.

РЕКОМЕНДАЦИИ ПО ОЧИСТКЕ ДЕКОРАТИВНЫХ И СПЕЦИАЛЬНЫХ ЭЛЕМЕНТОВ

1 Ввиду специальных характеристик металлов, используемых в производстве данных изделий, достаточно использовать влажную тряпку и нейтральное жидкое мыло. Если изделие оснащено защитным элементом, не снимайте его до полной установки и очистки изделия.

TAU aplica una política de continuo desarrollo de sus productos y se reserva el derecho a realizar cambios en los productos, colores, especificaciones técnicas, packings y códigos sin previo aviso.
TAU ha realizado un esfuerzo considerable para que toda la información sea adecuada en el momento de la publicación del catálogo. A causa de las limitaciones del proceso de impresión los colores reproducidos pueden sufrir ligeras variaciones con respecto al producto original. TAU informa que este catálogo tiene validez a nivel informativo y por tanto no se hace responsable de los posibles errores de impresión; reservándose el derecho de realizar modificaciones sin necesidad de preaviso.

TAU operates a policy of continuous development and reserves the right to make changes to its products, colours, engineering specifications, packaging and codes without prior notice.
TAU. has taken every effort to ensure that the information contained in the catalogue is correct at the time of publication. Due to the limitations of the printing process, the colours reproduced may vary slightly from the original product.
TAU advises that this catalogue is only valid for information purposes and therefore does not accept responsibility for any possible printing errors.

La politique de TAU se base sur le développement continu de produits. L'entreprise se réserve donc le droit d'apporter des modifications aux produits, couleurs, spécifications techniques, emballages et codes sans préavis.
TAU a déployé des efforts considérables pour s'assurer de l'exactitude de toutes les informations au moment de la publication du catalogue. En raison des limites du procédé d'impression, les couleurs reproduites peuvent varier légèrement par rapport au produit original. TAU informe que ce catalogue est valable à titre informatif et n'accepte donc aucune responsabilité pour d'éventuelles erreurs d'impression ; elle se réserve le droit d'apporter des modifications sans préavis.

Carrer del Toll, 18 - Onda
12200 Castellón - ESPAÑA
+34 964 56 54 84
tau@tauceramica.com

www.tauceramica.com

EDICIÓN 2023

WE ARE **FEEL & MIX CONCEPT WALL TILE** WE ARE **FEEL & MIX CONCEPT WALL TILE** WE ARE **FEEL &MIX CONCEPT WALL TILE** WE ARE **FEEL & MIX CONCEPT WALL TILE** WE ARE **FEEL & MIX CONCEPT WALL TILE** WE ARE **FELL & MIX CONCEPT WALL TILE** WE ARE **FEEL & MIX CONCEPT WALL TILE** WE ARE **FEEL & MIX CONCEPT WALL TILE** WE ARE **FELL & MIX CONCEPT WALL TILE** WE ARE **FEEL & MIX CONCEPT WALL TILE**

CONCEPT WALLTILE

www.tauceramica.com