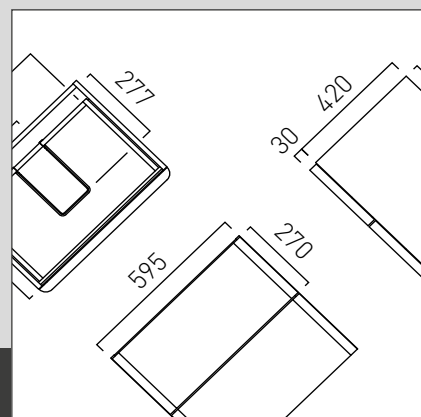
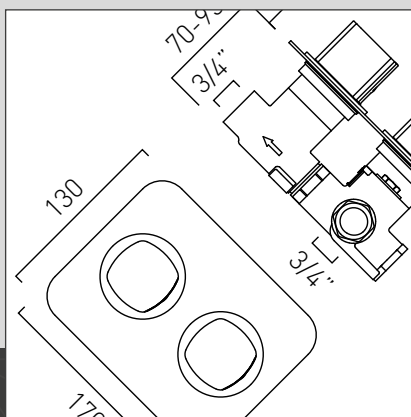
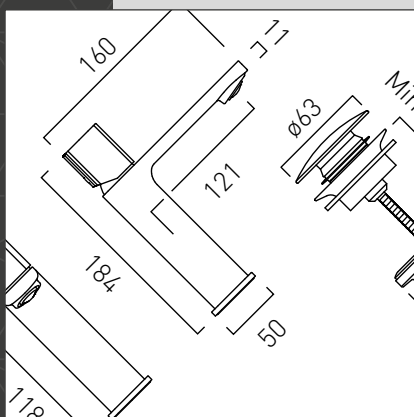


SPECIFICATIONS GUIDE

2024

15
year guarantee



WHERE INSPIRATION FLOWS
TAPS | SHOWERS | FURNITURE



WELCOME TO THE VADO WAY

We are **VADO**, one of the leading brands in the bathroom industry. Our taps, showers and furniture are supplied globally into a wide variety of residential and commercial buildings. From family homes to prestigious hotels, buildings with historical importance and even luxury yachts.

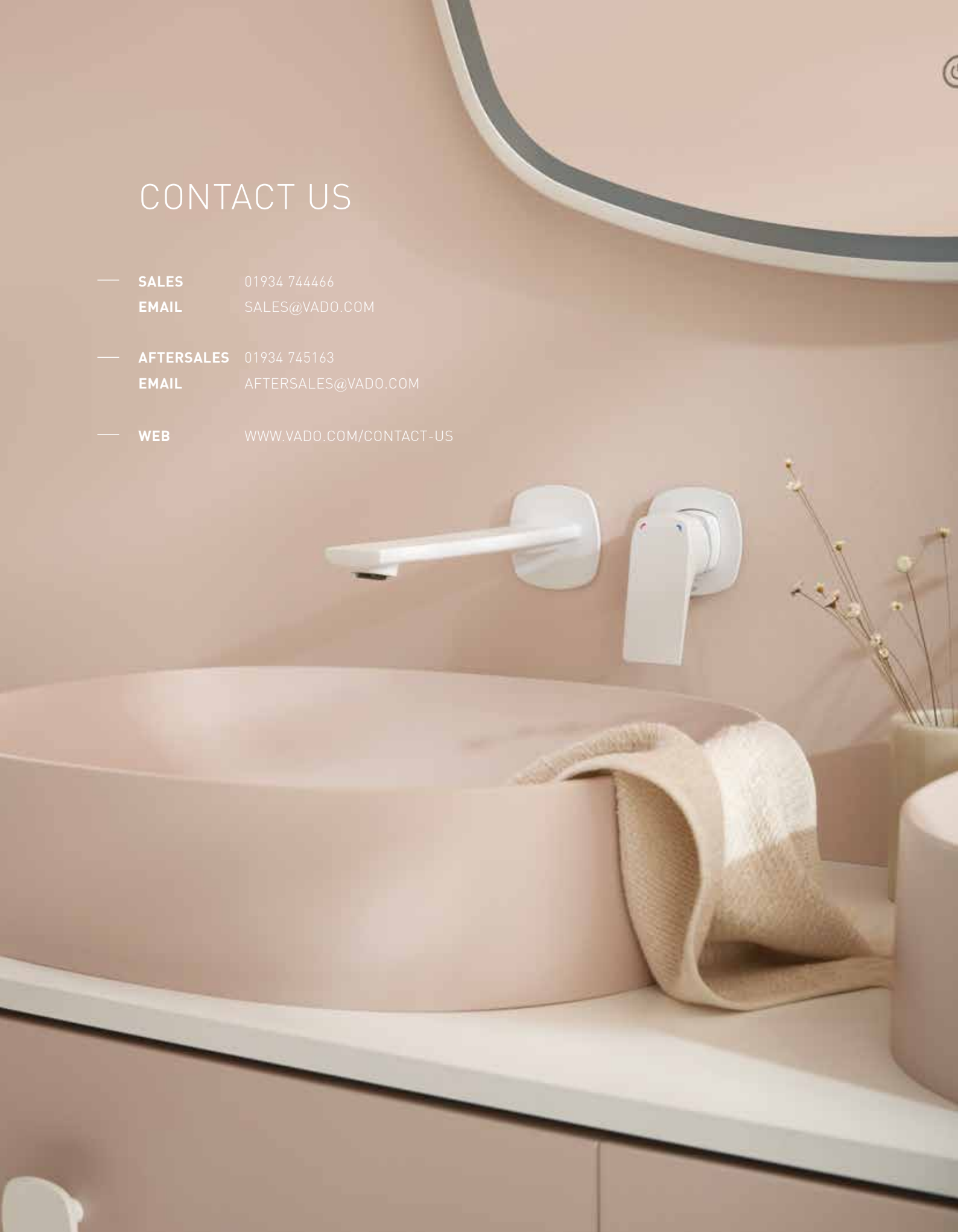
For over 35 years we have appreciated the importance of the bathroom, which is why we lead the way with our innovative approach to create high-quality products. We produce exceptional, tailored brassware solutions for our retailer and specifier markets and provide them with world-class support.

We are passionate about what we do and have some of the most loyal customers in the industry – why? Because we go above and beyond to exceed our customers' needs and expectations; with **VADO**, perfection comes as standard.



CONTACT US

- **SALES** 01934 744466
EMAIL SALES@VADO.COM
- **AFTERSALES** 01934 745163
EMAIL AFTERSALES@VADO.COM
- **WEB** WWW.VADO.COM/CONTACT-US



YOU ARE IN SAFE HANDS

When recommending **VADO** to your customers, you can be confident that our credentials speak for themselves. To provide them with **reassurance and peace of mind**, sharing our trade partnerships from some of the most prestigious locations around the globe may prove the difference.

The exceptional quality of our products, outstanding customer service, and our agility to support large scale developments, have allowed us to partner with the world's leading construction businesses to make **VADO** a **globally trusted brand**.

This cityscape shows a small snapshot of a variety of renowned projects we have been involved with.

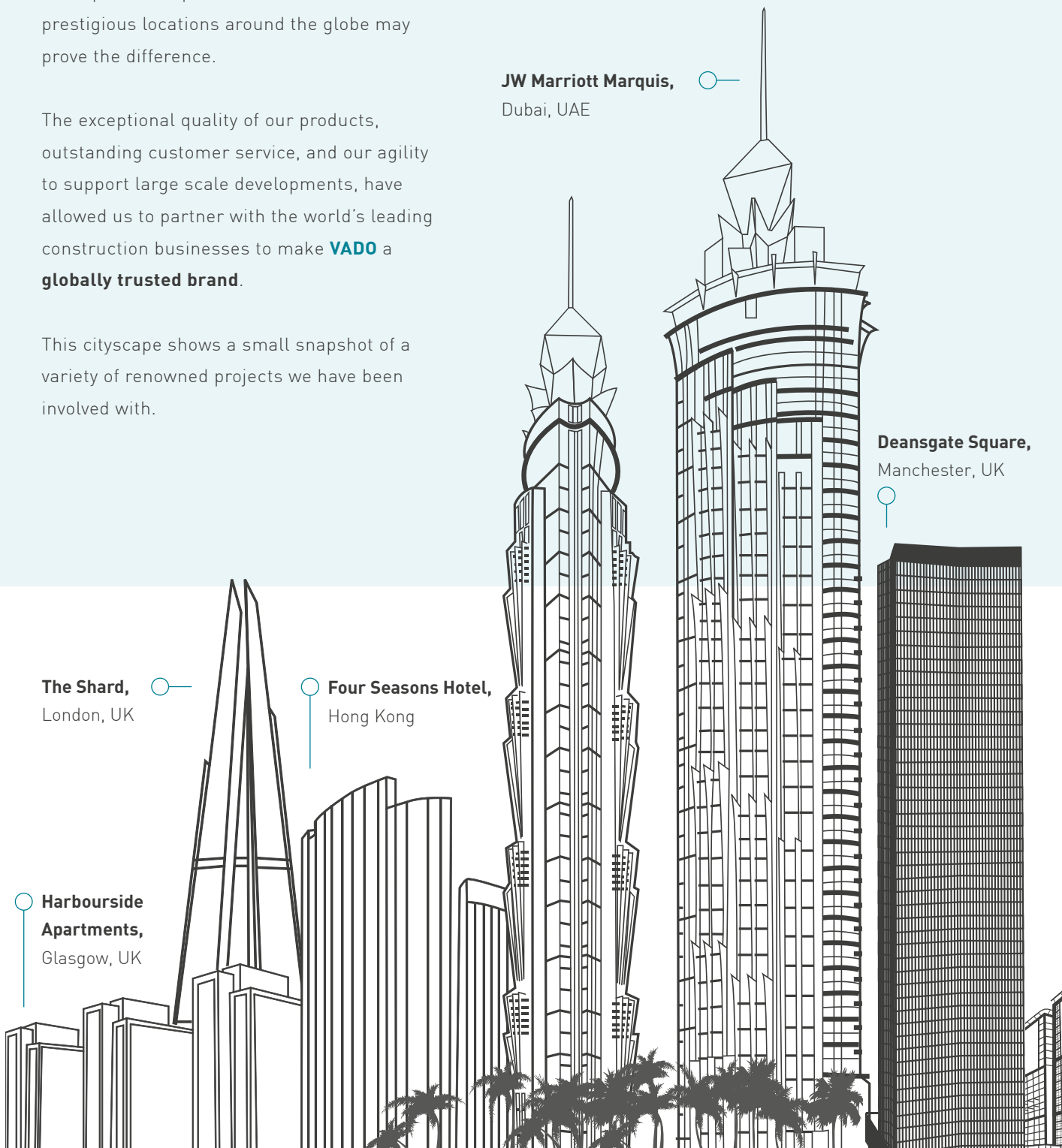
JW Marriott Marquis,
Dubai, UAE

Deansgate Square,
Manchester, UK

The Shard,
London, UK

Four Seasons Hotel,
Hong Kong

**Harbourside
Apartments,**
Glasgow, UK



- ## Recent Projects

- **Escapade Silverstone**, Towcester
- **Room2**, Belfast
- **Berkeley 250 City Road**, London
- **Triptych Bankside**, London
- **Hotel La Tour**, Milton Keynes
- **Factory No1**, Bristol
- **Stone Studios**, East London

The Gherkin,
London, UK

Burj Khalifa, Dubai, UAE



































**Intercontinental
Resort,**
Balaclava,
Mauritius

Hilton Park Lane, London, UK

Peckforton Castle, Cheshire, UK

CONTENTS



	CELSIUS SHOWERS	186		WALL OUTLETS	258
	LIFE SHOWERS	188		BRACKETS & ELBOWS	259
	PHASE SHOWERS	189		ACCESSORIES	260
	PHOTON SHOWERS	190		KNURLED ACCENTS	260
	MIX² SHOWERS	191		OMIKA	261
	VALVE COMPONENT KITS	193		SPA	264
	EXPOSED SHOWER VALVES	215		ELEMENTS	267
	MANUAL SHOWER VALVES	217		LIFE	271
	DIVERTERS & STOP VALVES	223		SHAMA	274
	SHOWERING SOLUTIONS	225		MUSE	277
	RIGID RISERS	226		CAMEO MIRRORS	280
	CAMEO SHOWERS	228		PHASE	283
	ARRONDI SHOWERS	230		PHOTON	286
	OMIKA SHOWERS	231		LEVEL	290
	SLIDE RAIL KITS	232		BASKETS	294
	HANDSETS/KITS	239		H2ECO	298
	FIXED SHOWER HEADS & ARMS	246		POLICIES AND GUARANTEES	304
	RAILS/HOSES	257			

WE **UNDERSTAND** YOUR CUSTOMER



We have gained a lot of knowledge and experience throughout our **35 years trading**, so we'd like to think we know a thing or two about selling **premium quality products**. That's why you can be confident that at **VADO** we make it our priority to know about your customers and tailor our offer to them, to make your job of selling **VADO** easy.

Your customers are important and if they have already contacted you, they are a step closer to buying their perfect bathroom.

The next step is to simplify the process of decision making, which is why our **Consumer Guide** is the ultimate manual to help your customers plan and select the right look.



LET'S INSPIRE

Our **Consumer Guide** aims to provide the perfect starting point for **gaining inspiration and advice** for selecting stylish brassware.

With lots of **useful information** and **simplified product selection** pages, this guide has been developed in conjunction with your customers, to ensure they get the best possible buying experience with you.

This catalogue makes it easier for your customers to discover their desired **VADO** essentials, but it also enables you to remain the **expert** throughout the buying process.



YOUR ULTIMATE GUIDE TO SPECIFYING VADO

We understand that for you **reputation is everything**, which is why we are focused on helping you to get it right every time.

YOU ARE THE SPECIALIST



The purpose of our Specification Manual is to make you a **VADO** specialist, allowing you to effectively recommend any **VADO** product with complete confidence.

Not only have we simplified the buying process for your customer, **we have simplified it for you.**

This places you, our valued customer, in full control; from initial query through to install.

With **VADO**, you're the **expert.**

TRAIN WITH **THE BEST**

At **VADO**, we believe in sharing all of our expertise and knowledge, using our state-of-the-art training facilities.



HYDROLOGICS
STUDIO

Our **Hydrologics Studio** in Cheddar has been designed with you in mind and provides a unique learning environment to **gain tailored training and product knowledge** to become a true **VADO** professional.

Please contact your **VADO** Area Sales Manager to **book training** for you and your team.



MATERIAL LAB

A visit to our state-of-the-art facility at **Material Lab**, London, allows you to **discover the latest trends** and network with fellow Retailers, Architects and Interior Designers alike, a must for keeping you at the forefront of **VADO** product innovation.



M MATERIAL
SOURCE
STUDIO

VADO is a partner at **Material Source** based in Manchester, serving the North West's architecture and design community. A first-of-its-kind facility showcasing best-in-class products and brands; at Material Source, you will find everything you need for every project.



EXPERIENCE OUR PRODUCTS IN **FULL 3D**



STEP 1:

BROWSE

Browse the **VADO** website and discover the variety of styles and designs across our extensive offering of bathroom brassware.

STEP 2:

360 VIEW

Whilst you are browsing your favourite **VADO** products, click the 360° button on any product page to view a 3D model of our products at every angle.

STEP 3:

EXPERIENCE

Undecided on style or finish? View all **VADO** products in your bathroom before purchasing, using our Augmented Reality tool. Simply click the AR button on your selected product, place the 3D model on your basin, bath or shower wall and bring your bathroom design to life.



UNLEASH YOUR SALES POTENTIAL

To assist you throughout the selling process, our premium bathroom brassware also features on a variety of valued computer software sites, namely **Virtual Worlds, Inno+, EQ Software and Bimstore.**



Create 3D digital bathrooms with virtual reality capability to allow your customers to visualise their new room with **VADO** products in situ.



Design bathrooms for your customers, using photorealistic renders to allow your customers to visualise their new room with **VADO** products in situ.



Produce order forms and invoices, control stock, plan production and **improve efficiency** to make your administration process quick and easy. EQ Software is also compatible with Inno+ and Virtual Worlds.



Increase the level of detail in your designs with the use of Building Information Modelling (BIM). A core selection of **VADO** products are now available to download from the Bimstore Library and follow all essential industry standards.

Each platform contains the entire **VADO** portfolio*, with up to date RRP's and imagery; a great tool to support your business.

* Only a core selection of VADO products are available on the Bimstore platform

SAVE WATER WITHOUT COMPROMISE

VADO are proud to develop products that are beautifully designed, provide an indulgent user experience, whilst saving water and caring for our planet.

Look out for products with these labels **H₂ECO®** and **ECOturn®** to be confident you are selling the best in water and energy-smart brassware, that will **provide immediate savings** in water and energy bills **without compromising performance**.



Honeycomb Air
Aerator

H₂ECO®

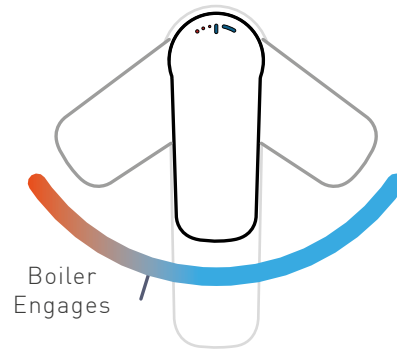
Many water saving products are fitted with a form of flow limiter that restricts water flow, regardless of the water pressure, resulting in a compromised performance.

We do not believe in anything less than perfect, that is why **VADO H₂ECO®** taps feature air flow regulators designed by industry leaders Neoperl, to **optimise water flow no matter the pressure**.



VADO **ecoturn**® products are designed to reduce the need to use hot water when it is not required, saving on hot water wastage, helping to **prolong the lifespan of the boiler** and ultimately **saving your customer money...**

VADO products with **ecoturn**® technology, have an increased cold-water area, allowing the user to consciously choose when they want to use hot water by actively turning the lever. This means simple tasks that do not require hot water, such as brushing teeth, can be done **without unnecessarily engaging the boiler** and heating water that isn't needed.



†



Appropriate products from our portfolio are WRAS approved for additional reassurance and for your water safety. A WRAS approval, certified by the Water Regulations Advisory Scheme, is an easy way to demonstrate that a material or water fitting is of a suitable quality and standard.



SCAN TO VIEW
OUR WATER
SAVING TIPS



LEADING COMPONENTRY FITTED AS STANDARD

We only fit the very best European components, to ensure our products stand the test of time, even in the busiest bathrooms:



VADO price list

product code	ex-vat	inc-vat	page
A			
AQB-149RRK-RO-CP	£625.00	£750.00	161
AQB-149RRK-SQ-CP	£625.00	£750.00	161
AQB-20X30/SA/A-C/P	£329.17	£395.00	247
AQB-20X30-C/P	£245.83	£295.00	252
AQB-HANDSET/RO-DB-CP	£100.00	£120.00	240
AQB-HANDSET/SQ-DB-CP	£100.00	£120.00	240
AQB-OV/30/SA-C/P	£354.17	£425.00	247
AQB-OV/30-C/P	£270.83	£325.00	252
AQB-RO/15/SA-C/P	£145.83	£175.00	249
AQB-RO/20/SA-C/P	£245.83	£295.00	247
AQB-RO/20-C/P	£162.50	£195.00	251
AQB-RO/30/SA-C/P	£354.17	£425.00	247
AQB-RO/30-C/P	£270.83	£325.00	251
AQB-RO/40-C/P	£437.50	£525.00	251
AQB-RO/50-C/P	£579.17	£695.00	251
AQB-SFMKWO/RO-C/P	£200.00	£240.00	245
AQB-SFMKWO/SQ-C/P	£200.00	£240.00	245
AQB-SFSRK/RO-C/P	£216.67	£260.00	236
AQB-SFSRK/SQ-C/P	£216.67	£260.00	236
AQB-SQ/20/SA/A-C/P	£245.83	£295.00	247
AQB-SQ/20-C/P	£162.50	£195.00	251
AQB-SQ/30/SA/A-C/P	£354.17	£425.00	247
AQB-SQ/30-C/P	£270.83	£325.00	251
AQB-SQ/40-C/P	£437.50	£525.00	251
AQB-SQ/50-C/P	£579.17	£695.00	251
AQB-WMSQ-C/P	£604.17	£725.00	254
ARR-100/CC-CP	£341.67	£410.00	75
ARR-100/SB-CP	£329.17	£395.00	75
ARR-100E/SB-CP	£437.50	£525.00	75
ARR-100M/CC-CP	£320.83	£385.00	75
ARR-100M/SB-CP	£308.33	£370.00	75
ARR-101-CP	£520.83	£625.00	76
ARR-109-CP	£520.83	£625.00	76
ARR-132T-CP	£995.83	£1,195.00	77
ARR-133-CP	£1,412.50	£1,695.00	78
ARR-140-CP	£200.00	£240.00	78
ARR-150-CP	£412.50	£495.00	78
ARR-150-CP	£412.50	£495.00	127
ARR-201-CP	£520.83	£625.00	76
ARR-209-CP	£520.83	£625.00	76
ARR-232T-CP	£995.83	£1,195.00	77
ARR-HEAD/SA-CP	£329.17	£395.00	230
ARR-HEAD/SA-CP	£329.17	£395.00	246
ARR-SFMKWO-CP	£216.67	£260.00	230
ARR-SFMKWO-CP	£216.67	£260.00	244
ARR-SFSRK+O-CP	£329.17	£395.00	230
ARR-SFSRK+O-CP	£329.17	£395.00	236
ASC-150-C/P	£183.33	£220.00	130
ATM-149RRK-RO-CP	£625.00	£750.00	162
ATM-HANDSET/MF-DB-CP	£100.00	£120.00	239
ATM-HANDSET/SF-DB-CP	£79.17	£95.00	241
ATM-HEAD/RO/B-C/P	£245.83	£295.00	252
ATM-HEAD/SQ/B-C/P	£245.83	£295.00	252

product code	ex-vat	inc-vat	page
B			
ATM-HEADRO/B/SA-C/P	£329.17	£395.00	248
ATM-HEADSQ/B/SA/A-CP	£329.17	£395.00	248
ATM-MFSRK-C/P	£229.17	£275.00	234
ATM-MFSRK-C/P	£229.17	£275.00	234
ATM-MFSRKWO-CP	£245.83	£295.00	232
ATM-MFSRKWO-CP	£245.83	£295.00	232
ATM-SFSRK/2-C/P	£208.33	£250.00	238
BAS-2000-C/P	£116.67	£140.00	295
BAS-2001-C/P	£45.83	£55.00	296
BAS-2002-C/P	£54.17	£65.00	296
BAS-2003-C/P	£195.83	£235.00	297
BAS-2004-C/P	£154.17	£185.00	297
BAS-2012-C/P	£95.83	£115.00	295
BAS-2013-C/P	£116.67	£140.00	297
BAS-2014-C/P	£141.67	£170.00	296
BAS-2015L-C/P	£116.67	£140.00	295
BAS-2015M-C/P	£54.17	£65.00	295
BAS-2016L-C/P	£87.50	£105.00	296
BAS-2016M-C/P	£75.00	£90.00	296
BC-395-BN	£91.67	£110.00	73
BC-AXB-100/SB-BN	£237.50	£285.00	54
BC-AXB-100/SB-CP	£195.83	£235.00	54
BC-AXB-100-BN	£250.00	£300.00	54
BC-AXB-100-CP	£208.33	£250.00	54
BC-AXB-101-BN	£425.00	£510.00	55
BC-AXB-101-CP	£358.33	£430.00	55
BC-AXB-106-BN	£225.00	£270.00	55
BC-AXB-106-CP	£183.33	£220.00	55
BC-AXB-109-BN	£425.00	£510.00	55
BC-AXB-109-CP	£358.33	£430.00	55
BC-AXB-110-BN	£266.67	£320.00	55
BC-AXB-110-CP	£225.00	£270.00	55
BC-AXB-120-BN	£600.00	£720.00	57
BC-AXB-120-CP	£516.67	£620.00	57
BC-AXB-123/RRK-BN	£1,875.00	£2,250.00	68
BC-AXB-123/RRK-CP	£1,541.67	£1,850.00	68
BC-AXB-128/2-BN	£829.17	£995.00	65
BC-AXB-128/2-CP	£708.33	£850.00	65
BC-AXB-128/3-BN	£875.00	£1,050.00	65
BC-AXB-128/3-CP	£745.83	£895.00	65
BC-AXB-131-BN	£600.00	£720.00	57
BC-AXB-131-CP	£516.67	£620.00	57
BC-AXB-133-BN	£1,145.83	£1,375.00	57
BC-AXB-133-CP	£979.17	£1,175.00	57
BC-AXB-136-BN	£266.67	£320.00	56
BC-AXB-136-CP	£225.00	£270.00	56
BC-AXB-137-BN	£516.67	£620.00	56
BC-AXB-137-CP	£433.33	£520.00	56
BC-AXB-140-BN	£108.33	£130.00	56
BC-AXB-140-BN	£108.33	£130.00	60
BC-AXB-140-CP	£91.67	£110.00	56
BC-AXB-140-CP	£91.67	£110.00	60
BC-AXB-148/2-BN	£791.67	£950.00	66

product code	ex-vat	inc-vat	page
BC-AXB-148/2-CP	£662.50	£795.00	66
BC-AXB-148-BN	£708.33	£850.00	66
BC-AXB-148-CP	£562.50	£675.00	66
BC-AXB-149/RRK-BN	£1,708.33	£2,050.00	68
BC-AXB-149/RRK-CP	£1,375.00	£1,650.00	68
BC-AXB-150-BN	£325.00	£390.00	63
BC-AXB-150-CP	£258.33	£310.00	63
BC-AXB-153-BN	£425.00	£510.00	63
BC-AXB-153-CP	£341.67	£410.00	63
BC-AXB-180-BN	£66.67	£80.00	70
BC-AXB-180-CP	£58.33	£70.00	70
BC-AXB-181-BN	£70.83	£85.00	70
BC-AXB-181-CP	£62.50	£75.00	70
BC-AXB-182-BN	£75.00	£90.00	70
BC-AXB-182-CP	£66.67	£80.00	70
BC-AXB-183-BN	£79.17	£95.00	71
BC-AXB-183-CP	£70.83	£85.00	71
BC-AXB-184-45-BN	£104.17	£125.00	71
BC-AXB-184-45-CP	£87.50	£105.00	71
BC-AXB-186-BN	£50.00	£60.00	71
BC-AXB-186-CP	£41.67	£50.00	71
BC-AXB-188-BN	£116.67	£140.00	71
BC-AXB-188-CP	£104.17	£125.00	71
BC-AXB-200/SB-BN	£245.83	£295.00	58
BC-AXB-200/SB-CP	£204.17	£245.00	58
BC-AXB-200-BN	£258.33	£310.00	58
BC-AXB-200-CP	£216.67	£260.00	58
BC-AXB-201-BN	£433.33	£520.00	59
BC-AXB-201-CP	£366.67	£440.00	59
BC-AXB-206-BN	£233.33	£280.00	59
BC-AXB-206-CP	£191.67	£230.00	59
BC-AXB-209-BN	£433.33	£520.00	59
BC-AXB-209-CP	£366.67	£440.00	59
BC-AXB-210-BN	£275.00	£330.00	59
BC-AXB-210-CP	£233.33	£280.00	59
BC-AXB-220-BN	£616.67	£740.00	61
BC-AXB-220-CP	£533.33	£640.00	61
BC-AXB-231-BN	£616.67	£740.00	61
BC-AXB-231-CP	£533.33	£640.00	61
BC-AXB-233-BN	£1,162.50	£1,395.00	61
BC-AXB-233-CP	£995.83	£1,195.00	61
BC-AXB-236-BN	£275.00	£330.00	60
BC-AXB-236-CP	£233.33	£280.00	60
BC-AXB-237-BN	£533.33	£640.00	60
BC-AXB-237-CP	£450.00	£540.00	60
BC-AXB-250-BN	£333.33	£400.00	63
BC-AXB-250-CP	£266.67	£320.00	63
BC-AXB-253-BN	£433.33	£520.00	63
BC-AXB-253-CP	£350.00	£420.00	63
BC-AXB-398-BN	£91.67	£110.00	73
BC-AXB-398-CP	£58.33	£70.00	73
BC-AXB-461-BN	£141.67	£170.00	73
BC-AXB-461-CP	£75.00	£90.00	73
BC-AXB-HEAD/SA-BN	£312.50	£375.00	66
BC-AXB-HEAD/SA-CP	£245.83	£295.00	66

product code	ex-vat	inc-vat	page	product code	ex-vat	inc-vat	page	product code	ex-vat	inc-vat	page
BC-AXB-OUTLET-BN	£87.50	£105.00	67	CAM-131T-MW	£354.17	£425.00	36	CAM-149T-RRK-MB	£541.67	£650.00	162
BC-AXB-OUTLET-CP	£79.17	£95.00	67	CAM-131T-SBR	£354.17	£425.00	36	CAM-149T-RRK-MW	£541.67	£650.00	40
BC-AXB-SFMKWO-BN	£245.83	£295.00	67	CAM-137-CP	£270.83	£325.00	36	CAM-149T-RRK-MW	£541.67	£650.00	162
BC-AXB-SFMKWO-CP	£200.00	£240.00	67	CAM-137-MB	£291.67	£350.00	36	CAM-149T-RRK-SBR	£541.67	£650.00	40
BC-AXB-SFSRK-BN	£366.67	£440.00	67	CAM-137-MW	£291.67	£350.00	36	CAM-149T-RRK-SBR	£541.67	£650.00	162
BC-AXB-SFSRK-CP	£312.50	£375.00	67	CAM-137-SBR	£291.67	£350.00	36	CAM-149T-SBR	£270.83	£325.00	40
BC-KITB-STOW-BN	£50.00	£60.00	73	CAM-140-CP	£79.17	£95.00	36	CAM-149T-SBR	£270.83	£325.00	216
C				CAM-140-MB	£87.50	£105.00	36	CAM-150-CP	£270.83	£325.00	36
CAM-100/CC-CP	£175.00	£210.00	32	CAM-140-MW	£87.50	£105.00	36	CAM-150-CP	£270.83	£325.00	130
CAM-100/CC-LP-CP	£175.00	£210.00	32	CAM-140-SBR	£87.50	£105.00	36	CAM-150-MB	£291.67	£350.00	36
CAM-100/CC-LP-MB	£191.67	£230.00	32	CAM-148D/2-CP	£579.17	£695.00	38	CAM-150-MB	£291.67	£350.00	130
CAM-100/CC-LP-MW	£191.67	£230.00	32	CAM-148D/2-CP	£579.17	£695.00	185	CAM-150-MW	£291.67	£350.00	36
CAM-100/CC-LP-SBR	£191.67	£230.00	32	CAM-148D/2-MB	£595.83	£715.00	38	CAM-150-MW	£291.67	£350.00	130
CAM-100/CC-MB	£191.67	£230.00	32	CAM-148D/2-MB	£595.83	£715.00	185	CAM-150-SBR	£291.67	£350.00	36
CAM-100/CC-MW	£191.67	£230.00	32	CAM-148D/2-MW	£595.83	£715.00	38	CAM-150-SBR	£291.67	£350.00	130
CAM-100/CC-SBR	£191.67	£230.00	32	CAM-148D/2-MW	£595.83	£715.00	185	CAM-200/CC-CP	£175.00	£210.00	34
CAM-100/SB-CP	£162.50	£195.00	32	CAM-148D/2-SBR	£595.83	£715.00	38	CAM-200/CC-LP-CP	£175.00	£210.00	34
CAM-100/SB-MB	£179.17	£215.00	32	CAM-148D/2-SBR	£595.83	£715.00	185	CAM-200/CC-LP-MB	£191.67	£230.00	34
CAM-100/SB-MW	£179.17	£215.00	32	CAM-148D/2-TRIM-CP	£183.33	£220.00	211	CAM-200/CC-LP-MW	£191.67	£230.00	34
CAM-100/SB-SBR	£179.17	£215.00	32	CAM-148D/2-TRIM-MB	£200.00	£240.00	211	CAM-200/CC-LP-SBR	£191.67	£230.00	34
CAM-100E/SB-CP	£229.17	£275.00	32	CAM-148D/2-TRIM-MW	£200.00	£240.00	211	CAM-200/CC-MB	£191.67	£230.00	34
CAM-100E/SB-LP-CP	£229.17	£275.00	32	CAM-148D/2-TRIM-SBR	£200.00	£240.00	211	CAM-200/CC-MW	£191.67	£230.00	34
CAM-100E/SB-LP-MB	£245.83	£295.00	32	CAM-148D/3-CP	£604.17	£725.00	38	CAM-200/CC-SBR	£191.67	£230.00	34
CAM-100E/SB-LP-MW	£245.83	£295.00	32	CAM-148D/3-CP	£604.17	£725.00	185	CAM-200/SB-CP	£162.50	£195.00	34
CAM-100E/SB-LP-SBR	£245.83	£295.00	32	CAM-148D/3-MB	£620.83	£745.00	38	CAM-200/SB-MB	£179.17	£215.00	34
CAM-100E/SB-MB	£245.83	£295.00	32	CAM-148D/3-MB	£620.83	£745.00	185	CAM-200/SB-MW	£179.17	£215.00	34
CAM-100E/SB-MW	£245.83	£295.00	32	CAM-148D/3-MW	£620.83	£745.00	38	CAM-200/SB-SBR	£179.17	£215.00	34
CAM-100E/SB-SBR	£245.83	£295.00	32	CAM-148D/3-MW	£620.83	£745.00	185	CAM-200E/SB-CP	£229.17	£275.00	34
CAM-100M/CC-CP	£162.50	£195.00	33	CAM-148D/3-SBR	£620.83	£745.00	38	CAM-200E/SB-LP-CP	£229.17	£275.00	34
CAM-100M/CC-LP-CP	£162.50	£195.00	33	CAM-148D/3-SBR	£620.83	£745.00	185	CAM-200E/SB-LP-MB	£245.83	£295.00	34
CAM-100M/CC-LP-MB	£179.17	£215.00	33	CAM-148D/3-TRIM-CP	£183.33	£220.00	208	CAM-200E/SB-LP-MW	£245.83	£295.00	34
CAM-100M/CC-LP-MW	£179.17	£215.00	33	CAM-148D/3-TRIM-MB	£200.00	£240.00	208	CAM-200E/SB-LP-SBR	£245.83	£295.00	34
CAM-100M/CC-LP-SBR	£179.17	£215.00	33	CAM-148D/3-TRIM-MW	£200.00	£240.00	208	CAM-200E/SB-MB	£245.83	£295.00	34
CAM-100M/CC-MB	£179.17	£215.00	33	CAM-148D/3-TRIM-SBR	£200.00	£240.00	208	CAM-200E/SB-MW	£245.83	£295.00	34
CAM-100M/CC-MW	£179.17	£215.00	33	CAM-148D-CP	£479.17	£575.00	38	CAM-200E/SB-SBR	£245.83	£295.00	34
CAM-100M/CC-SBR	£179.17	£215.00	33	CAM-148D-CP	£479.17	£575.00	185	CAM-200M/CC-CP	£162.50	£195.00	35
CAM-100M/SB-CP	£150.00	£180.00	33	CAM-148D-MB	£495.83	£595.00	38	CAM-200M/CC-LP-CP	£162.50	£195.00	35
CAM-100M/SB-MB	£166.67	£200.00	33	CAM-148D-MB	£495.83	£595.00	185	CAM-200M/CC-LP-MB	£179.17	£215.00	35
CAM-100M/SB-MW	£166.67	£200.00	33	CAM-148D-MW	£495.83	£595.00	38	CAM-200M/CC-LP-MW	£179.17	£215.00	35
CAM-100M/SB-SBR	£166.67	£200.00	33	CAM-148D-MW	£495.83	£595.00	185	CAM-200M/CC-LP-SBR	£179.17	£215.00	35
CAM-109S-CP	£229.17	£275.00	33	CAM-148D-SBR	£495.83	£595.00	38	CAM-200M/CC-MB	£179.17	£215.00	35
CAM-109S-LP-CP	£229.17	£275.00	33	CAM-148D-SBR	£495.83	£595.00	185	CAM-200M/CC-MW	£179.17	£215.00	35
CAM-109S-LP-MB	£245.83	£295.00	33	CAM-148D-TRIM-CP	£183.33	£220.00	213	CAM-200M/CC-SBR	£179.17	£215.00	35
CAM-109S-LP-MW	£245.83	£295.00	33	CAM-148D-TRIM-MB	£200.00	£240.00	213	CAM-200M/SB-CP	£150.00	£180.00	35
CAM-109S-LP-SBR	£245.83	£295.00	33	CAM-148D-TRIM-MW	£200.00	£240.00	213	CAM-200M/SB-MB	£166.67	£200.00	35
CAM-109S-MB	£245.83	£295.00	33	CAM-148D-TRIM-SBR	£200.00	£240.00	213	CAM-200M/SB-MW	£166.67	£200.00	35
CAM-109S-MW	£245.83	£295.00	33	CAM-149T-CP	£245.83	£295.00	40	CAM-200M/SB-SBR	£166.67	£200.00	35
CAM-109S-SBR	£245.83	£295.00	33	CAM-149T-CP	£245.83	£295.00	216	CAM-209S-CP	£229.17	£275.00	35
CAM-123T-CP	£291.67	£350.00	36	CAM-149T-MB	£270.83	£325.00	40	CAM-209S-LP-CP	£229.17	£275.00	35
CAM-123T-MB	£312.50	£375.00	36	CAM-149T-MB	£270.83	£325.00	216	CAM-209S-LP-MB	£245.83	£295.00	35
CAM-123T-MW	£312.50	£375.00	36	CAM-149T-MW	£270.83	£325.00	40	CAM-209S-LP-MW	£245.83	£295.00	35
CAM-123T-SBR	£312.50	£375.00	36	CAM-149T-MW	£270.83	£325.00	216	CAM-209S-LP-SBR	£245.83	£295.00	35
CAM-131T-CP	£329.17	£395.00	36	CAM-149T-RRK-CP	£495.83	£595.00	40	CAM-209S-MB	£245.83	£295.00	35
CAM-131T-MB	£354.17	£425.00	36	CAM-149T-RRK-CP	£495.83	£595.00	162	CAM-209S-MW	£245.83	£295.00	35
				CAM-149T-RRK-MB	£541.67	£650.00	40	CAM-209S-SBR	£245.83	£295.00	35

VADO price list

product code	ex-vat	inc-vat	page	product code	ex-vat	inc-vat	page	product code	ex-vat	inc-vat	page
CAM-245A-CP	£195.83	£235.00	39	CAM-F1200-NO	£833.33	£1,000.00	25	CAM-HANK-CP	£12.50	£15.00	26
CAM-245A-CP	£195.83	£235.00	217	CAM-F1200-PC	£833.33	£1,000.00	25	CAM-HANK-MB	£15.00	£18.00	26
CAM-245A-MB	£204.17	£245.00	39	CAM-F400FM-AB	£291.67	£350.00	24	CAM-HANK-MW	£15.00	£18.00	26
CAM-245A-MB	£204.17	£245.00	217	CAM-F400FM-AW	£291.67	£350.00	24	CAM-HANK-SBR	£15.00	£18.00	26
CAM-245A-MW	£204.17	£245.00	39	CAM-F400FM-CB	£291.67	£350.00	24	CAM-HEAD/SA-CP	£145.83	£175.00	41
CAM-245A-MW	£204.17	£245.00	217	CAM-F400FM-NO	£291.67	£350.00	24	CAM-HEAD/SA-CP	£145.83	£175.00	229
CAM-245A-SBR	£204.17	£245.00	39	CAM-F400FM-PC	£291.67	£350.00	24	CAM-HEAD/SA-MB	£162.50	£195.00	41
CAM-245A-SBR	£204.17	£245.00	217	CAM-F400WH-AB	£229.17	£275.00	24	CAM-HEAD/SA-MB	£162.50	£195.00	229
CAM-247A-CP	£241.67	£290.00	39	CAM-F400WH-AW	£229.17	£275.00	24	CAM-HEAD/SA-MW	£162.50	£195.00	41
CAM-247A-CP	£241.67	£290.00	217	CAM-F400WH-CB	£229.17	£275.00	24	CAM-HEAD/SA-MW	£162.50	£195.00	229
CAM-247A-MB	£250.00	£300.00	39	CAM-F400WH-NO	£229.17	£275.00	24	CAM-HEAD/SA-SBR	£162.50	£195.00	41
CAM-247A-MB	£250.00	£300.00	217	CAM-F400WH-PC	£229.17	£275.00	24	CAM-HEAD/SA-SBR	£162.50	£195.00	229
CAM-247A-MW	£250.00	£300.00	39	CAM-F600-AB	£458.33	£550.00	24	CAM-M5I-RO-MB	£250.00	£300.00	46
CAM-247A-MW	£250.00	£300.00	217	CAM-F600-AW	£458.33	£550.00	24	CAM-M5I-RO-MB	£250.00	£300.00	281
CAM-247A-SBR	£250.00	£300.00	39	CAM-F600-CB	£458.33	£550.00	24	CAM-M5I-RO-MW	£250.00	£300.00	46
CAM-247A-SBR	£250.00	£300.00	217	CAM-F600-NO	£458.33	£550.00	24	CAM-M5I-RO-MW	£250.00	£300.00	281
CAM-BC12-GW	£333.33	£400.00	29	CAM-F600-PC	£458.33	£550.00	24	CAM-M5I-RO-SBR	£250.00	£300.00	46
CAM-BC4L-GW	£100.00	£120.00	29	CAM-F800-AB	£583.33	£700.00	25	CAM-M5I-RO-SBR	£250.00	£300.00	281
CAM-BC4R-GW	£100.00	£120.00	29	CAM-F800-AW	£583.33	£700.00	25	CAM-M5I-RO-SC	£250.00	£300.00	46
CAM-BC6-GW	£145.83	£175.00	29	CAM-F800-CB	£583.33	£700.00	25	CAM-M5I-RO-SC	£250.00	£300.00	281
CAM-BC8-GW	£187.50	£225.00	29	CAM-F800-NO	£583.33	£700.00	25	CAM-M5I-SQ-MB	£291.67	£350.00	47
CAM-BCO-CP	£6.67	£8.00	26	CAM-F800-PC	£583.33	£700.00	25	CAM-M5I-SQ-MB	£291.67	£350.00	282
CAM-BCO-MB	£8.33	£10.00	26	CAM-FBTW-AB	£270.83	£325.00	44	CAM-M5I-SQ-MW	£291.67	£350.00	47
CAM-BCO-MW	£8.33	£10.00	26	CAM-FBTW-AW	£270.83	£325.00	44	CAM-M5I-SQ-MW	£291.67	£350.00	282
CAM-BCO-SBR	£8.33	£10.00	26	CAM-FBTW-CB	£270.83	£325.00	44	CAM-M5I-SQ-SBR	£291.67	£350.00	47
CAM-BM12-AW	£416.67	£500.00	28	CAM-FBTW-NO	£270.83	£325.00	44	CAM-M5I-SQ-SBR	£291.67	£350.00	282
CAM-BM12-CB	£500.00	£600.00	28	CAM-FBTW-PC	£270.83	£325.00	44	CAM-M5I-SQ-SC	£291.67	£350.00	47
CAM-BM12-PC	£500.00	£600.00	28	CAM-HAN12L-CP	£29.17	£35.00	27	CAM-M5I-SQ-SC	£291.67	£350.00	282
CAM-BM4L-AW	£145.83	£175.00	28	CAM-HAN12L-MB	£33.33	£40.00	27	CAM-M6I-RO-MB	£291.67	£350.00	46
CAM-BM4L-CB	£183.33	£220.00	28	CAM-HAN12L-MW	£33.33	£40.00	27	CAM-M6I-RO-MB	£291.67	£350.00	281
CAM-BM4L-PC	£183.33	£220.00	28	CAM-HAN12L-SBR	£33.33	£40.00	27	CAM-M6I-RO-MW	£291.67	£350.00	46
CAM-BM4R-AW	£145.83	£175.00	28	CAM-HAN12R-CP	£29.17	£35.00	27	CAM-M6I-RO-MW	£291.67	£350.00	281
CAM-BM4R-CB	£183.33	£220.00	28	CAM-HAN12R-MB	£33.33	£40.00	27	CAM-M6I-RO-SBR	£291.67	£350.00	46
CAM-BM4R-PC	£183.33	£220.00	28	CAM-HAN12R-MW	£33.33	£40.00	27	CAM-M6I-RO-SBR	£291.67	£350.00	281
CAM-BM6-AW	£250.00	£300.00	28	CAM-HAN12R-SBR	£33.33	£40.00	27	CAM-M6I-RO-SC	£291.67	£350.00	46
CAM-BM6-CB	£300.00	£360.00	28	CAM-HAN4L-CP	£20.83	£25.00	26	CAM-M6I-RO-SC	£291.67	£350.00	281
CAM-BM6-PC	£300.00	£360.00	28	CAM-HAN4L-MB	£25.00	£30.00	26	CAM-M6I-SQ-MB	£333.33	£400.00	47
CAM-BM8-AW	£291.67	£350.00	28	CAM-HAN4L-MW	£25.00	£30.00	26	CAM-M6I-SQ-MB	£333.33	£400.00	282
CAM-BM8-CB	£350.00	£420.00	28	CAM-HAN4L-SBR	£25.00	£30.00	26	CAM-M6I-SQ-MW	£333.33	£400.00	47
CAM-BM8-PC	£350.00	£420.00	28	CAM-HAN4R-CP	£20.83	£25.00	27	CAM-M6I-SQ-MW	£333.33	£400.00	282
CAM-BM0-CP	£8.33	£10.00	26	CAM-HAN4R-MB	£25.00	£30.00	27	CAM-M6I-SQ-SBR	£333.33	£400.00	47
CAM-BM0-MB	£10.00	£12.00	26	CAM-HAN4R-MW	£25.00	£30.00	27	CAM-M6I-SQ-SBR	£333.33	£400.00	282
CAM-BM0-MW	£10.00	£12.00	26	CAM-HAN4R-SBR	£25.00	£30.00	27	CAM-M6I-SQ-SC	£333.33	£400.00	47
CAM-BM0-SBR	£10.00	£12.00	26	CAM-HAN6-CP	£29.17	£35.00	27	CAM-M6I-SQ-SC	£333.33	£400.00	282
CAM-BMOV-AW	£166.67	£200.00	30	CAM-HAN6-MB	£33.33	£40.00	27	CAM-M8I-RO-MB	£333.33	£400.00	46
CAM-BMOV-CB	£187.50	£225.00	30	CAM-HAN6-MW	£33.33	£40.00	27	CAM-M8I-RO-MB	£333.33	£400.00	281
CAM-BMOV-GW	£150.00	£180.00	30	CAM-HAN6-SBR	£33.33	£40.00	27	CAM-M8I-RO-MW	£333.33	£400.00	46
CAM-BMOV-PC	£187.50	£225.00	30	CAM-HAN8-CP	£37.50	£45.00	27	CAM-M8I-RO-MW	£333.33	£400.00	281
CAM-BMRO-AW	£145.83	£175.00	30	CAM-HAN8-MB	£41.67	£50.00	27	CAM-M8I-RO-SBR	£333.33	£400.00	46
CAM-BMRO-CB	£166.67	£200.00	30	CAM-HAN8-MW	£41.67	£50.00	27	CAM-M8I-RO-SBR	£333.33	£400.00	281
CAM-BMRO-GW	£133.33	£160.00	30	CAM-HAN8-SBR	£41.67	£50.00	27	CAM-M8I-RO-SC	£333.33	£400.00	46
CAM-BMRO-PC	£166.67	£200.00	30	CAM-HANB-CP	£15.00	£18.00	26	CAM-M8I-RO-SC	£333.33	£400.00	281
CAM-F1200-AB	£833.33	£1,000.00	25	CAM-HANB-MB	£16.67	£20.00	26	CAM-M8I-SQ-MB	£458.33	£550.00	47
CAM-F1200-AW	£833.33	£1,000.00	25	CAM-HANB-MW	£16.67	£20.00	26	CAM-M8I-SQ-MB	£458.33	£550.00	282
CAM-F1200-CB	£833.33	£1,000.00	25	CAM-HANB-SBR	£16.67	£20.00	26	CAM-M8I-SQ-MW	£458.33	£550.00	47

product code	ex-vat	inc-vat	page	product code	ex-vat	inc-vat	page	product code	ex-vat	inc-vat	page		
CAM-M8I-SQ-MW	£458.33	£550.00	282	CEL-131T+K-C/P	£362.50	£435.00	120	E	EDI-100/CC-C/P	£270.83	£325.00	88	
CAM-M8I-SQ-SBR	£458.33	£550.00	47	CEL-131T+SRK-C/P	£354.17	£425.00	158		EDI-100/SB-C/P	£258.33	£310.00	88	
CAM-M8I-SQ-SBR	£458.33	£550.00	282	CEL-131T-C/P	£325.00	£390.00	120		EDI-100E/SB-C/P	£329.17	£395.00	88	
CAM-M8I-SQ-SC	£458.33	£550.00	47	CEL-148D/2/RO-C/P	£579.17	£695.00	186		EDI-100M/CC-CP	£254.17	£305.00	88	
CAM-M8I-SQ-SC	£458.33	£550.00	282	CEL-148D/2/RO-TRIM	£183.33	£220.00	211		EDI-100M/SB-CP	£241.67	£290.00	89	
CAM-MFSRK-CP	£145.83	£175.00	40	CEL-148D/2/SQ-C/P	£579.17	£695.00	187		EDI-109S/A-C/P	£375.00	£450.00	89	
CAM-MFSRK-CP	£145.83	£175.00	233	CEL-148D/2/SQ-TRIM	£183.33	£220.00	211		EDI-130+K-CP	£412.50	£495.00	89	
CAM-MFSRK-MB	£162.50	£195.00	40	CEL-148D/3/RO-C/P	£604.17	£725.00	186		EDI-137-CP	£350.00	£420.00	90	
CAM-MFSRK-MB	£162.50	£195.00	233	CEL-148D/3/RO-TRIM	£183.33	£220.00	209		EDI-140-C/P	£191.67	£230.00	90	
CAM-MFSRK-MW	£162.50	£195.00	40	CEL-148D/3/SQ-C/P	£604.17	£725.00	187		EDI-145A-C/P	£195.83	£235.00	219	
CAM-MFSRK-MW	£162.50	£195.00	233	CEL-148D/3/SQ-TRIM	£183.33	£220.00	209		EDI-147A-C/P	£241.67	£290.00	219	
CAM-MFSRK-SBR	£162.50	£195.00	40	CEL-148D/RO-C/P	£479.17	£575.00	186		ELA-150S-C/P	£183.33	£220.00	130	
CAM-MFSRK-SBR	£162.50	£195.00	233	CEL-148D/RO-TRIM-C/P	£183.33	£220.00	213		ELE-128D/2-C/P	£625.00	£750.00	184	
CAM-OUTLET-CP	£50.00	£60.00	41	CEL-148D/SQ-C/P	£479.17	£575.00	187		ELE-128D/2-TRIM-C/P	£208.33	£250.00	214	
CAM-OUTLET-CP	£50.00	£60.00	229	CEL-148D/SQ-TRIM-C/P	£183.33	£220.00	213		ELE-148D/2/SQ-CP	£579.17	£695.00	184	
CAM-OUTLET-MB	£54.17	£65.00	41	CEL-149-1/2-C/P	£258.33	£310.00	216		ELE-148D/2-C/P	£579.17	£695.00	183	
CAM-OUTLET-MB	£54.17	£65.00	229	CEL-1701-1/2-11-C/P	£387.50	£465.00	157		ELE-148D/2-TRIM-C/P	£183.33	£220.00	210	
CAM-OUTLET-MW	£54.17	£65.00	41	CEL-1701-1/2-ORA-CP	£387.50	£465.00	156		ELE-148D/3/SQ-CP	£604.17	£725.00	184	
CAM-OUTLET-MW	£54.17	£65.00	229	CEL-1701-3/4-11-C/P	£466.67	£560.00	157		ELE-148D/3-C/P	£604.17	£725.00	183	
CAM-OUTLET-SBR	£54.17	£65.00	41	CEL-1701-3/4-ORA-CP	£466.67	£560.00	155		ELE-148D/3-TRIM-C/P	£183.33	£220.00	208	
CAM-OUTLET-SBR	£54.17	£65.00	229	CON-BV028D/2-BR	£416.67	£500.00	214		ELE-148D/SQ-CP	£479.17	£575.00	184	
CAM-SFMK-CP	£83.33	£100.00	41	CON-BV048D/2-BR	£395.83	£475.00	210		ELE-148D/SQ-TRIM-CP	£183.33	£220.00	212	
CAM-SFMK-CP	£83.33	£100.00	229	CON-BV048D/3-BR	£420.83	£505.00	208		ELE-148D2/SQ-TRIM-CP	£183.33	£220.00	210	
CAM-SFMK-MB	£91.67	£110.00	41	CON-BV048D-BR	£295.83	£355.00	212		ELE-148D3/SQ-TRIM-CP	£183.33	£220.00	208	
CAM-SFMK-MB	£91.67	£110.00	229	CUC-1004-C/P	£183.33	£220.00	128		ELE-148D-C/P	£479.17	£575.00	183	
CAM-SFMK-MW	£91.67	£110.00	41	CUC-1006-C/P	£291.67	£350.00	129		ELE-148D-TRIM-C/P	£183.33	£220.00	212	
CAM-SFMK-MW	£91.67	£110.00	229	CUC-1007-C/P	£291.67	£350.00	130		ELE-180A-C/P	£66.67	£80.00	268	
CAM-SFMK-SBR	£91.67	£110.00	41	CUC-1008-S/S	£200.00	£240.00	126		ELE-180-C/P	£62.50	£75.00	268	
CAM-SFMK-SBR	£91.67	£110.00	229	CUC-1009-S/S	£200.00	£240.00	127		ELE-180S-C/P	£66.67	£80.00	269	
CAM-SP-TSHP-CP	£12.50	£15.00	44	CUC-1010-S/S	£225.00	£270.00	126		ELE-181-C/P	£66.67	£80.00	269	
CAM-TS1-RO	£62.50	£75.00	44	CUC-1011-S/S	£291.67	£350.00	127		ELE-182A-C/P	£91.67	£110.00	270	
CAM-TS2-RO	£62.50	£75.00	44	CUC-1060-C/P	£183.33	£220.00	130		ELE-182B-C/P	£75.00	£90.00	269	
CAM-TS3-SQ	£62.50	£75.00	44	CUC-1061-C/P	£375.00	£450.00	128		ELE-182B-C/P	£75.00	£90.00	273	
CAM-TSHC-MB	£8.33	£10.00	44	CUC-1062-S/S	£291.67	£350.00	126		ELE-182-C/P	£66.67	£80.00	268	
CAM-TSHC-MW	£8.33	£10.00	44	CUC-1063-S/S	£291.67	£350.00	126		ELE-183-C/P	£66.67	£80.00	268	
CAM-TSHC-SBR	£8.33	£10.00	44	CUC-3001-C/P	£258.33	£310.00	128		ELE-184-45-C/P	£87.50	£105.00	270	
CAM-WC-BTW-RO	£229.17	£275.00	43	CUC-3002-C/P	£241.67	£290.00	128		ELE-184-C/P	£108.33	£130.00	270	
CAM-WC-BTW-SQ	£229.17	£275.00	43	CUC-3003-C/P	£375.00	£450.00	127		ELE-185-C/P	£120.83	£145.00	270	
CAM-WC-WH-RO	£208.33	£250.00	43	D					ELE-186-C/P	£54.17	£65.00	268	
CAM-WC-WH-SQ	£208.33	£250.00	43						ELE-188-C/P	£108.33	£130.00	269	
CAM-WT12-AW	£291.67	£350.00	30		DX-17120-CELRO-CP	£637.50	£765.00		154	ELE-CMA/12IN-C/P	£91.67	£110.00	255
CAM-WT12-CB	£333.33	£400.00	30		DX-17120-CELSQ-CP	£637.50	£765.00		154	ELE-CMA/4IN-C/P	£62.50	£75.00	255
CAM-WT12-GW	£270.83	£325.00	30		DX-172250-CELRO-CP	£900.00	£1,080.00		152	ELE-CMA/6IN-C/P	£70.83	£85.00	255
CAM-WT12-PC	£333.33	£400.00	30		DX-172250-LIF-CP	£1,100.00	£1,320.00		153	ELE-DIVERTER/D-C/P	£137.50	£165.00	99
CAM-WT6-AW	£170.83	£205.00	30		DX-172250-NOT-CP	£987.50	£1,185.00		153	ELE-OUTLET2-CP	£62.50	£75.00	258
CAM-WT6-CB	£208.33	£250.00	30		DX-172251-CELRO-CP	£862.50	£1,035.00		151	ELE-OUTLETBRACK3-CP	£75.00	£90.00	258
CAM-WT6-GW	£154.17	£185.00	30		DX-172251-CELSQ-CP	£862.50	£1,035.00		150	ELE-SR/900-C/P	£145.83	£175.00	257
CAM-WT6-PC	£208.33	£250.00	30		DX-172251-LIF-CP	£1,025.00	£1,230.00		149	ELW-100F/CC-C/P	£270.83	£325.00	97
CAM-WT8-AW	£208.33	£250.00	30		DX-172251-MIX-CP	£1,004.17	£1,205.00		150	ELW-100F/SB-C/P	£258.33	£310.00	97
CAM-WT8-CB	£250.00	£300.00	30		DX-172251-NOT-CP	£929.17	£1,115.00		151	ELW-100F-C/P	£270.83	£325.00	97
CAM-WT8-GW	£187.50	£225.00	30		DX-172251-PHA-CP	£929.17	£1,115.00		152	ELW-101F-C/P	£370.83	£445.00	97
CAM-WT8-PC	£250.00	£300.00	30		DX-172252-CELSQ-CP	£975.00	£1,170.00		149	ELW-109FLA-C/P	£375.00	£450.00	97
CEL-123T-C/P	£279.17	£335.00	119		DX-173252-CELSQ-CP	£1,033.33	£1,240.00		147	ELW-126L-3/4-C/P	£420.83	£505.00	98
CEL-128D/2-C/P	£625.00	£750.00	187		DX-173252-MIX-CP	£1,075.00	£1,290.00		148				
CEL-128D/2-TRIM-C/P	£208.33	£250.00	214		DX-174251-CELSQ-CP	£900.00	£1,080.00		148				

VADO price list

product code	ex-vat	inc-vat	page
ELW-135/NH-CP	£400.00	£480.00	99
ELW-135/NS-3/4-C/P	£554.17	£665.00	98
ELW-135-3/4-C/P	£662.50	£795.00	98
ELW-142/PR-3/4-C/P	£225.00	£270.00	99
ERI-HANDSET/MF-DB-CP	£54.17	£65.00	240
ERI-HANDSET/SF-DB-CP	£29.17	£35.00	241
ERI-MFSRK-DB-C/P	£108.33	£130.00	235
ERI-SFMK-C/P	£62.50	£75.00	243
ERI-SFSRK-DB-C/P	£62.50	£75.00	238
EVO-HANDSET/MF-DB-CP	£70.83	£85.00	240
EVO-MFSRK/B-DB-C/P	£170.83	£205.00	235
EVO-MFSRK-DB-C/P	£170.83	£205.00	235
EVO-MFSRKWO-CP	£212.50	£255.00	232

F

FR-100/5-B-PLA	£11.67	£14.00	101
FR-100/5-PLA	£11.67	£14.00	101
FR-100/8-PLA	£11.67	£14.00	86
FR-106/4-PLA	£8.33	£10.00	118
FR-106/5-PLA	£8.33	£10.00	55
FR-106/6-PLA	£8.33	£10.00	55
FR-106/9-PLA	£8.33	£10.00	231
FR-FLEXI/3-PLA	£8.33	£10.00	126
FR-FLEXI/4-PLA	£8.33	£10.00	130
FR-FLEXI/5-PLA	£8.33	£10.00	54
FR-FLEXI/8-PLA	£8.33	£10.00	63
FR-FLEXI/9-PLA	£8.33	£10.00	40
FR-SHOWER/6-C/P	£13.33	£16.00	298
FR-SHOWER/9-C/P	£13.33	£16.00	40
FR-SHOWER/9-PLA	£8.33	£10.00	41

G

GEO-142/PR-3/4-C/P	£225.00	£270.00	223
GEO-143-3/4-C/P	£120.83	£145.00	224
GEOM-250RO-SA-SS	£291.67	£350.00	248
GEOM-250RO-SS	£200.00	£240.00	253
GEOM-250SQ-SA-SS	£291.67	£350.00	248
GEOM-250SQ-SS	£200.00	£240.00	253

I

INF-180-C/P	£79.17	£95.00	287
INF-188-C/P	£100.00	£120.00	265
INS-OUTLET-C/P	£83.33	£100.00	258
INS-SFMKWO-C/P	£208.33	£250.00	244
INS-SFSRK-C/P	£245.83	£295.00	237
IR-100/LIF-C/P	£525.00	£630.00	123
IR-100/ZOO-C/P	£525.00	£630.00	123
IR-109/NOT-C/P	£662.50	£795.00	123
IR-DSPOUT-C/P	£558.33	£670.00	124
IR-WSPOUT-C/P	£558.33	£670.00	124

L

LEV-180-C/P	£54.17	£65.00	291
LEV-180S-C/P	£54.17	£65.00	291
LEV-181-C/P	£66.67	£80.00	292

product code	ex-vat	inc-vat	page
LEV-182B-C/P	£125.00	£150.00	275
LEV-182B-C/P	£125.00	£150.00	292
LEV-182-C/P	£62.50	£75.00	291
LEV-183-C/P	£62.50	£75.00	291
LEV-184-45-C/P	£87.50	£105.00	293
LEV-184-C/P	£95.83	£115.00	293
LEV-185B-C/P	£258.33	£310.00	292
LEV-185-C/P	£95.83	£115.00	293
LEV-186-C/P	£45.83	£55.00	292
LEV-188-C/P	£108.33	£130.00	293
LIF-100/CC-C/P	£229.17	£275.00	101
LIF-100/SB-C/P	£216.67	£260.00	101
LIF-100M/CC-C/P	£212.50	£255.00	102
LIF-100M/SB-C/P	£200.00	£240.00	102
LIF-109S/A-200-C/P	£329.17	£395.00	102
LIF-109S/A-C/P	£354.17	£425.00	102
LIF-110/SB-C/P	£225.00	£270.00	102
LIF-123T+K-CP	£375.00	£450.00	104
LIF-123T-CP	£300.00	£360.00	104
LIF-130+K-C/P	£362.50	£435.00	103
LIF-131T+K-CP	£425.00	£510.00	104
LIF-131T-CP	£350.00	£420.00	104
LIF-132/NS-C/P	£575.00	£690.00	103
LIF-132-C/P	£625.00	£750.00	103
LIF-137-C/P	£308.33	£370.00	103
LIF-140-C/P	£220.83	£265.00	105
LIF-145A-C/P	£195.83	£235.00	220
LIF-147A-C/P	£241.67	£290.00	220
LIF-148D/2-C/P	£579.17	£695.00	188
LIF-148D/2-TRIM-C/P	£183.33	£220.00	210
LIF-148D/3-C/P	£604.17	£725.00	188
LIF-148D/3-TRIM-C/P	£183.33	£220.00	208
LIF-148D-C/P	£479.17	£575.00	188
LIF-148D-TRIM-C/P	£183.33	£220.00	212
LIF-150S-C/P	£291.67	£350.00	105
LIF-150S-C/P	£291.67	£350.00	129
LIF-180-C/P	£50.00	£60.00	272
LIF-181-C/P	£79.17	£95.00	272
LIF-182-C/P	£58.33	£70.00	272
LIF-183-C/P	£58.33	£70.00	272
LIF-184-45-C/P	£70.83	£85.00	273
LIF-184-C/P	£79.17	£95.00	273
LIF-185-C/P	£95.83	£115.00	273
LIF-186-C/P	£37.50	£45.00	272
LIF-188-C/P	£108.33	£130.00	273
LIF-200/CC-CP	£229.17	£275.00	101
LIF-200/SB-CP	£216.67	£260.00	101
LIF-233-CP	£1,079.17	£1,295.00	105
LIF-OUTLET-C/P	£83.33	£100.00	258
LIF-SFMKWO-C/P	£208.33	£250.00	244

M

MIX-128D/2-C/P	£625.00	£750.00	192
MIX-128D/2-TRIM-C/P	£208.33	£250.00	214
MIX-148D/2-C/P	£579.17	£695.00	192

product code	ex-vat	inc-vat	page
MIX-148D/2-TRIM-C/P	£183.33	£220.00	211
MIX-148D/3-C/P	£604.17	£725.00	192
MIX-148D/3-TRIM-C/P	£183.33	£220.00	209
MIX-148D-C/P	£479.17	£575.00	192
MIX-148D-TRIM-C/P	£183.33	£220.00	213
MIX-CMA/150-C/P	£70.83	£85.00	256
MIX-HANDSET2-DB-C/P	£104.17	£125.00	241
MIX-SFMKWO-C/P	£208.33	£250.00	245
MIX-WEO2-CP	£137.50	£165.00	258
MUS-082B-BLK-CP	£50.00	£60.00	49
MUS-082B-BLK-CP	£50.00	£60.00	279
MUS-082B-BLK-MB	£58.33	£70.00	49
MUS-082B-BLK-MB	£58.33	£70.00	279
MUS-082B-BLK-SBR	£58.33	£70.00	49
MUS-082B-BLK-SBR	£58.33	£70.00	279
MUS-082B-WHT-CP	£50.00	£60.00	49
MUS-082B-WHT-CP	£50.00	£60.00	279
MUS-082B-WHT-MW	£58.33	£70.00	49
MUS-082B-WHT-MW	£58.33	£70.00	279
MUS-082B-WHT-SBR	£58.33	£70.00	49
MUS-082B-WHT-SBR	£58.33	£70.00	279
MUS-083-BLK	£33.33	£40.00	49
MUS-083-BLK	£33.33	£40.00	279
MUS-083-WHT	£33.33	£40.00	49
MUS-083-WHT	£33.33	£40.00	279
MUS-085-15-BLK	£16.67	£20.00	49
MUS-085-15-BLK	£16.67	£20.00	279
MUS-085-15-WHT	£16.67	£20.00	49
MUS-085-15-WHT	£16.67	£20.00	279
MUS-085-30-BLK	£33.33	£40.00	49
MUS-085-30-BLK	£33.33	£40.00	279
MUS-085-30-WHT	£33.33	£40.00	49
MUS-085-30-WHT	£33.33	£40.00	279
MUS-180-BLK-CP	£54.17	£65.00	48
MUS-180-BLK-CP	£54.17	£65.00	278
MUS-180-BLK-MB	£62.50	£75.00	48
MUS-180-BLK-MB	£62.50	£75.00	278
MUS-180-BLK-SBR	£62.50	£75.00	48
MUS-180-BLK-SBR	£62.50	£75.00	278
MUS-180-WHT-CP	£54.17	£65.00	48
MUS-180-WHT-CP	£54.17	£65.00	278
MUS-180-WHT-MW	£62.50	£75.00	48
MUS-180-WHT-MW	£62.50	£75.00	278
MUS-180-WHT-SBR	£62.50	£75.00	48
MUS-180-WHT-SBR	£62.50	£75.00	278
MUS-184-45-CP	£100.00	£120.00	48
MUS-184-45-CP	£100.00	£120.00	278
MUS-184-45-MB	£116.67	£140.00	48
MUS-184-45-MB	£116.67	£140.00	278
MUS-184-45-MW	£116.67	£140.00	48
MUS-184-45-MW	£116.67	£140.00	278
MUS-184-45-SBR	£116.67	£140.00	48
MUS-184-45-SBR	£116.67	£140.00	278
MUS-184-60-CP	£116.67	£140.00	48
MUS-184-60-CP	£116.67	£140.00	278

product code	ex-vat	inc-vat	page	product code	ex-vat	inc-vat	page	product code	ex-vat	inc-vat	page
MUS-184-60-MB	£133.33	£160.00	48	NOT-232NS-CP	£591.67	£710.00	85	P			
MUS-184-60-MB	£133.33	£160.00	278	NOT-233-CP	£1,329.17	£1,595.00	85				
MUS-184-60-MW	£133.33	£160.00	48	NOT-CAPSULE-C/P	£304.17	£365.00	242				
MUS-184-60-MW	£133.33	£160.00	278	NOT-DECKKIT-C/P	£170.83	£205.00	243				
MUS-184-60-SBR	£133.33	£160.00	48	O				PEX-221-C/P	£54.17	£65.00	135
MUS-184-60-SBR	£133.33	£160.00	278					PEX-230-C/P	£54.17	£65.00	135
MUS-186-CP	£29.17	£35.00	48					PEX-392-S-C/P	£25.00	£30.00	137
MUS-186-CP	£29.17	£35.00	278					PEX-460/UK-1.1/4-C/P	£58.33	£70.00	136
MUS-186-MB	£33.33	£40.00	48	OMI-100/CC-C/P	£341.67	£410.00	80	PEX-KITA-C/P	£25.00	£30.00	137
MUS-186-MB	£33.33	£40.00	278	OMI-100/SB-C/P	£329.17	£395.00	80	PEX-KITB-STOW-C/P	£33.33	£40.00	73
MUS-186-MW	£33.33	£40.00	48	OMI-100E/SB-C/P	£437.50	£525.00	81	PEX-KITB-STOW-C/P	£33.33	£40.00	137
MUS-186-MW	£33.33	£40.00	278	OMI-100M/CC-C/P	£320.83	£385.00	80	PHA-109FS/A-C/P	£354.17	£425.00	108
MUS-186-SBR	£33.33	£40.00	48	OMI-109-C/P	£520.83	£625.00	81	PHA-130+K-C/P	£362.50	£435.00	109
MUS-186-SBR	£33.33	£40.00	278	OMI-133-C/P	£1,412.50	£1,695.00	82	PHA-137-C/P	£308.33	£370.00	109
MUS-HTR-RO1200-MB	£133.33	£160.00	51	OMI-135/NS-C/P	£579.17	£695.00	82	PHA-145A-C/P	£195.83	£235.00	220
MUS-HTR-RO1200-MB	£133.33	£160.00	139	OMI-145A-C/P	£204.17	£245.00	218	PHA-147A-C/P	£241.67	£290.00	220
MUS-HTR-RO1200-MW	£133.33	£160.00	51	OMI-147A-C/P	£250.00	£300.00	218	PHA-148D/2-C/P	£579.17	£695.00	189
MUS-HTR-RO1200-MW	£133.33	£160.00	139	OMI-180-C/P	£100.00	£120.00	262	PHA-148D/2-TRIM-C/P	£183.33	£220.00	211
N				OMI-181-C/P	£100.00	£120.00	263	PHA-148D/3-C/P	£604.17	£725.00	189
				OMI-184-45-C/P	£179.17	£215.00	263	PHA-148D/3-TRIM-C/P	£183.33	£220.00	209
				OMI-184-60-C/P	£229.17	£275.00	263	PHA-148D-C/P	£479.17	£575.00	189
				OMI-185-10-C/P	£108.33	£130.00	262	PHA-148D-TRIM-C/P	£183.33	£220.00	213
NEB-HANDSET-RO-DB-CP	£87.50	£105.00	239	OMI-185-20-C/P	£200.00	£240.00	262	PHA-149RRK-CP	£791.67	£950.00	160
NEB-HANDSET-SQ-DB-CP	£87.50	£105.00	239	OMI-185-50-C/P	£329.17	£395.00	262	PHA-180-C/P	£50.00	£60.00	284
NEB-MFSRK/RO/B-DB-CP	£208.33	£250.00	234	OMI-300/CC-CP	£283.33	£340.00	80	PHA-181-C/P	£62.50	£75.00	284
NEB-MFSRK/RO-DB-C/P	£208.33	£250.00	233	OMI-HEAD-C/P	£329.17	£395.00	231	PHA-182-C/P	£58.33	£70.00	284
NEB-MFSRK/SQ/B-DB-CP	£208.33	£250.00	234	OMI-HEAD-C/P	£329.17	£395.00	253	PHA-183-C/P	£58.33	£70.00	284
NEB-MFSRK/SQ-DB-C/P	£208.33	£250.00	234	OMI-SFMKWO/A-CP	£216.67	£260.00	231	PHA-184-45-C/P	£70.83	£85.00	285
NEB-MFSRKWO-RO-CP	£229.17	£275.00	232	OMI-WMHEAD-C/P	£1,229.17	£1,475.00	231	PHA-184-C/P	£79.17	£95.00	285
NEB-RO/20-CP	£175.00	£210.00	250	OMI-WMHEAD-C/P	£1,229.17	£1,475.00	254	PHA-185-C/P	£95.83	£115.00	285
NEB-RO/20-SA-CP	£258.33	£310.00	246	ORA-HANDSET-DB-RO-CP	£70.83	£85.00	239	PHA-186-C/P	£37.50	£45.00	285
NEB-RO/30-CP	£291.67	£350.00	250	ORA-HANDSET-DB-SQ-CP	£70.83	£85.00	239	PHA-188-C/P	£108.33	£130.00	285
NEB-RO/30-SA-CP	£375.00	£450.00	246	ORA-MFSRK/RO-CP	£170.83	£205.00	233	PHA-200F/CC-C/P	£229.17	£275.00	107
NEB-SQ/20-CP	£175.00	£210.00	250	ORA-MFSRK/SQ-CP	£170.83	£205.00	233	PHA-200F/SB-C/P	£216.67	£260.00	107
NEB-SQ/20-SA-CP	£258.33	£310.00	246	ORA-MFSRKWO-RO-CP	£212.50	£255.00	232	PHA-200FW/CC-CP	£220.83	£265.00	107
NEB-SQ/30-CP	£291.67	£350.00	250	ORI-140-C/P	£133.33	£160.00	94	PHA-200FW/SB-CP	£208.33	£250.00	107
NEB-SQ/30-SA-CP	£375.00	£450.00	246	ORI-145A-C/P	£195.83	£235.00	219	PHA-200MF/CC-C/P	£212.50	£255.00	108
NOT-100EF/SB-C/P	£354.17	£425.00	84	ORI-147A-C/P	£241.67	£290.00	219	PHA-200MF/SB-C/P	£200.00	£240.00	108
NOT-101F-C/P	£437.50	£525.00	85	ORI-148D/2-C/P	£579.17	£695.00	182	PHA-210-C/P	£233.33	£280.00	108
NOT-109FS/A-220-C/P	£412.50	£495.00	84	ORI-148D/2-TRIM-C/P	£183.33	£220.00	210	PHO-100F/CC-C/P	£229.17	£275.00	111
NOT-109FS/A-C/P	£395.83	£475.00	84	ORI-148D-C/P	£479.17	£575.00	182	PHO-100F/SB-C/P	£216.67	£260.00	111
NOT-128D/2-C/P	£625.00	£750.00	181	ORI-148D-TRIM-C/P	£183.33	£220.00	212	PHO-100FW/CC-CP	£220.83	£265.00	111
NOT-128D/2-TRIM-C/P	£208.33	£250.00	214	ORI-150S-C/P	£225.00	£270.00	94	PHO-100FW/SB-CP	£208.33	£250.00	111
NOT-140A-CP	£191.67	£230.00	86	ORI-150S-C/P	£225.00	£270.00	129	PHO-100M/CC-C/P	£212.50	£255.00	111
NOT-145A-C/P	£195.83	£235.00	218	ORI-200/CC-C/P	£270.83	£325.00	92	PHO-100M/SB-C/P	£200.00	£240.00	112
NOT-147A-C/P	£241.67	£290.00	218	ORI-200/CC-CPK	£283.33	£340.00	92	PHO-100M/SB-C/P	£200.00	£240.00	112
NOT-148D/2-C/P	£579.17	£695.00	181	ORI-200/SB-C/P	£258.33	£310.00	92	PHO-109FS/A-C/P	£354.17	£425.00	112
NOT-148D/2-TRIM-C/P	£183.33	£220.00	210	ORI-200/SB-CPK	£270.83	£325.00	92	PHO-130+K-C/P	£362.50	£435.00	112
NOT-148D/3-C/P	£604.17	£725.00	181	ORI-200E/SB-CP	£329.17	£395.00	92	PHO-137-C/P	£308.33	£370.00	112
NOT-148D/3-TRIM-C/P	£183.33	£220.00	208	ORI-200E/SB-CPK	£341.67	£410.00	93	PHO-145A-C/P	£195.83	£235.00	221
NOT-148D-C/P	£479.17	£575.00	181	ORI-209S/A-CP	£350.00	£420.00	94	PHO-147A-C/P	£241.67	£290.00	221
NOT-148D-TRIM-C/P	£183.33	£220.00	212	ORI-209S/A-CPK	£362.50	£435.00	94	PHO-148D/2-C/P	£579.17	£695.00	190
NOT-150S-C/P	£354.17	£425.00	86	ORI-230+K-CP	£395.83	£475.00	93	PHO-148D/2-TRIM-C/P	£183.33	£220.00	211
NOT-150S-C/P	£354.17	£425.00	129	ORI-230+K-CPK	£412.50	£495.00	93	PHO-148D/3-C/P	£604.17	£725.00	190
NOT-200/CC-C/P	£270.83	£325.00	84	ORI-233-CP	£995.83	£1,195.00	95	PHO-148D/3-TRIM-C/P	£183.33	£220.00	209
NOT-200/SB-C/P	£258.33	£310.00	84	ORI-237-CP	£350.00	£420.00	93	PHO-148D-C/P	£479.17	£575.00	190
NOT-232-CP	£695.83	£835.00	85	ORI-237-CPK	£366.67	£440.00	93	PHO-148D-TRIM-C/P	£183.33	£220.00	213

VADO price list

product code	ex-vat	inc-vat	page
PHO-180A-C/P	£83.33	£100.00	287
PHO-180-C/P	£50.00	£60.00	287
PHO-180S-C/P	£50.00	£60.00	287
PHO-181-C/P	£62.50	£75.00	288
PHO-182A-C/P	£91.67	£110.00	288
PHO-182-C/P	£58.33	£70.00	288
PHO-183-C/P	£58.33	£70.00	288
PHO-184-45-C/P	£70.83	£85.00	289
PHO-184-C/P	£79.17	£95.00	289
PHO-185A-CP	£108.33	£130.00	288
PHO-185-C/P	£133.33	£160.00	289
PHO-186-C/P	£37.50	£45.00	289
PHO-188-C/P	£108.33	£130.00	289
PRIMABOX4/B-MF-C/P	£262.50	£315.00	158
PRIMABOX4/B-SF-C/P	£245.83	£295.00	158
PRO-5001/C-22MM	£20.83	£25.00	124
PRO-5001/C-22MM	£20.83	£25.00	139
PRO-5001-N/P	£125.00	£150.00	124
PRO-5001-N/P	£125.00	£150.00	139

S

SEN-100EF/SB-C/P	£245.83	£295.00	114
SEN-100F/CC-C/P	£187.50	£225.00	114
SEN-100F/SB-C/P	£175.00	£210.00	114
SEN-100M/CC-C/P	£179.17	£215.00	114
SEN-130+K-C/P	£312.50	£375.00	115
SEN-135/NS-C/P	£537.50	£645.00	115
SEN-137-C/P	£258.33	£310.00	114
SEN-145A-C/P	£195.83	£235.00	221
SEN-147A-C/P	£241.67	£290.00	221
SH-012-120-DB-C/P	£25.00	£30.00	257
SH-012-150-DB-C/P	£29.17	£35.00	257
SH-012-200-DB-C/P	£33.33	£40.00	257
SH-013-150-DB-CP-LB	£33.33	£40.00	257
SH-711-BRACKET-C/P	£29.17	£35.00	259
SHA-180-C/P	£75.00	£90.00	275
SHA-182-C/P	£87.50	£105.00	275
SHA-183-C/P	£87.50	£105.00	275
SHA-184-45-C/P	£129.17	£155.00	276
SHA-184B-C/P	£108.33	£130.00	275
SHA-184-C/P	£150.00	£180.00	276
SHA-186-C/P	£54.17	£65.00	276
SHA-188-C/P	£150.00	£180.00	276
SHF-18501-CP	£41.67	£50.00	295
SKY-R038-CP	£745.83	£895.00	254
SKY-SQ35-CP	£745.83	£895.00	254
SPA-1801-30-C/P	£70.83	£85.00	266
SPA-1801-45-C/P	£83.33	£100.00	266
SPA-1802-C/P	£141.67	£170.00	265
SPA-180-C/P	£50.00	£60.00	265
SPA-180-CPK	£58.33	£70.00	260
SPA-182-C/P	£58.33	£70.00	265
SPA-183-C/P	£58.33	£70.00	265
SPA-184-45-C/P	£70.83	£85.00	266
SPA-184-45-CPK	£83.33	£100.00	260

product code	ex-vat	inc-vat	page
SPA-184-C/P	£79.17	£95.00	266
SPA-185B-C/P	£241.67	£290.00	266
SPA-186-C/P	£37.50	£45.00	265
SPA-186-CPK	£45.83	£55.00	260
STRA-149RRK-CP	£875.00	£1,050.00	160
SYN-240/W-CP	£395.83	£475.00	81

T

TAB-028/2-CONC	£495.83	£595.00	202
TAB-028/3-CONC	£533.33	£640.00	200
TAB-028/3WO-CONC	£541.67	£650.00	199
TAB-048/2-CONC	£475.00	£570.00	204
TAB-048/2WO-CONC	£500.00	£600.00	199
TAB-048-CONC	£375.00	£450.00	206
TAB-123T/WO-ARR-CP	£1,054.17	£1,265.00	77
TAB-123T/WO-ARR-T-CP	£491.67	£590.00	198
TAB-128/2-ALT-C/P	£708.33	£850.00	176
TAB-128/2-ALT-TRIM	£212.50	£255.00	203
TAB-128/2-H-ALT-C/P	£708.33	£850.00	176
TAB-128/2-H-ALT-TRIM	£212.50	£255.00	202
TAB-128/2-H-NOT-C/P	£708.33	£850.00	179
TAB-128/2-H-NOT-TRIM	£212.50	£255.00	203
TAB-128/2-H-OMI-C/P	£729.17	£875.00	174
TAB-128/2-H-OMI-TRIM	£233.33	£280.00	202
TAB-128/2-NOT-C/P	£708.33	£850.00	179
TAB-128/2-NOT-TRIM	£212.50	£255.00	203
TAB-128/2-OMI-C/P	£729.17	£875.00	173
TAB-128/2-OMI-TRIM	£233.33	£280.00	202
TAB-128/3-ALT-C/P	£745.83	£895.00	176
TAB-128/3-ALT-TRIM	£212.50	£255.00	201
TAB-128/3-H-ALT-C/P	£745.83	£895.00	176
TAB-128/3-H-ALT-TRIM	£212.50	£255.00	201
TAB-128/3-H-CPK	£766.67	£920.00	172
TAB-128/3-H-NOT-C/P	£745.83	£895.00	179
TAB-128/3-H-NOT-TRIM	£212.50	£255.00	201
TAB-128/3-H-OMI-C/P	£766.67	£920.00	173
TAB-128/3-H-OMI-TRIM	£233.33	£280.00	200
TAB-128/3-H-T-CPK	£233.33	£280.00	200
TAB-128/3-NOT-C/P	£745.83	£895.00	179
TAB-128/3-NOT-TRIM	£212.50	£255.00	201
TAB-128/3-OMI-C/P	£766.67	£920.00	173
TAB-128/3-OMI-TRIM	£233.33	£280.00	200
TAB-128/3WO-ALT-CP	£854.17	£1,025.00	169
TAB-128/3WO-ALT-T-CP	£312.50	£375.00	199
TAB-128/3WO-B-ARR-CP	£875.00	£1,050.00	171
TAB-128/3WO-NOT-CP	£854.17	£1,025.00	169
TAB-128/3WO-NOT-T-CP	£312.50	£375.00	199
TAB-128/3WO-S-ARR-CP	£875.00	£1,050.00	171
TAB-1283WOB-ARR-T-CP	£325.00	£390.00	196
TAB-1283WOS-ARR-T-CP	£325.00	£390.00	196
TAB-148/2-ALT-C/P	£662.50	£795.00	177
TAB-148/2-ALT-TRIM	£187.50	£225.00	205
TAB-148/2-ARR-CP	£679.17	£815.00	171
TAB-148/2-ARR-T-CP	£204.17	£245.00	197
TAB-148/2-CPK	£679.17	£815.00	172

product code	ex-vat	inc-vat	page
TAB-148/2-H-ALT-C/P	£662.50	£795.00	177
TAB-148/2-H-ALT-TRIM	£187.50	£225.00	205
TAB-148/2-H-CPK	£679.17	£815.00	172
TAB-148/2-H-NOT-C/P	£662.50	£795.00	180
TAB-148/2-H-NOT-TRIM	£187.50	£225.00	205
TAB-148/2-H-OMI-C/P	£679.17	£815.00	174
TAB-148/2-H-OMI-TRIM	£204.17	£245.00	204
TAB-148/2-H-T-CPK	£208.33	£250.00	204
TAB-148/2-NOT-C/P	£662.50	£795.00	180
TAB-148/2-NOT-TRIM	£187.50	£225.00	205
TAB-148/2-OMI-C/P	£679.17	£815.00	174
TAB-148/2-OMI-TRIM	£204.17	£245.00	204
TAB-148/2-T-CPK	£204.17	£245.00	204
TAB-148/2WO-ALT-CP	£791.67	£950.00	169
TAB-148/2WO-ALT-T-CP	£291.67	£350.00	199
TAB-148/2WO-NOT-CP	£791.67	£950.00	169
TAB-148/2WO-NOT-T-CP	£291.67	£350.00	199
TAB-148-ALT-C/P	£562.50	£675.00	177
TAB-148-ALT-TRIM	£187.50	£225.00	207
TAB-148-ARR-CP	£579.17	£695.00	171
TAB-148-ARR-T-CP	£204.17	£245.00	197
TAB-148-H-ALT-C/P	£562.50	£675.00	177
TAB-148-H-ALT-TRIM	£187.50	£225.00	206
TAB-148-H-NOT-C/P	£562.50	£675.00	180
TAB-148-H-NOT-TRIM	£187.50	£225.00	207
TAB-148-NOT-C/P	£562.50	£675.00	180
TAB-148-NOT-TRIM	£187.50	£225.00	207
TAB-148-OMI-C/P	£579.17	£695.00	174
TAB-148-OMI-TRIM	£204.17	£245.00	206
TAB-171Q/ALT-AS-CP	£766.67	£920.00	147
TAB-1720/ALT-AS-CP	£1,175.00	£1,410.00	145
TAB-1720/NOT-ORA-CP	£1,054.17	£1,265.00	146
TAB-1720/NOT-V2-CP	£1,137.50	£1,365.00	145
TAB-1721/ALT-CP	£1,058.33	£1,270.00	144
TAB-1721/NOT-CP	£1,079.17	£1,295.00	144
TAB-1721/WO-ALT-CP	£1,050.00	£1,260.00	142
TAB-1721/WO-NOT-CP	£1,050.00	£1,260.00	142
TAB-1722/ALT-ORA-CP	£1,016.67	£1,220.00	146
TAB-1743/ALT-CP	£1,100.00	£1,320.00	143
TAB-1743/NOT-CP	£1,120.83	£1,345.00	143
TAB-1753/WO-ALT-CP	£1,229.17	£1,475.00	141
TAB-1753/WO-NOT-CP	£1,229.17	£1,475.00	141
TAB-223T/WO-ARR-CP	£1,054.17	£1,265.00	77
TAB-223T/WO-ARR-T-CP	£461.67	£590.00	198
TAB-ARR-023T/WO-CONC	£562.50	£675.00	198
TAB-ARR028/3WOB-CONC	£550.00	£660.00	196
TAB-ARR028/3WOS-CONC	£550.00	£660.00	196
TAB-ARR-048/2-CONC	£475.00	£570.00	197
TAB-ARR-048-CONC	£375.00	£450.00	197
TE-149T-C/P	£295.83	£355.00	109
TE-149T-C/P	£295.83	£355.00	216

V

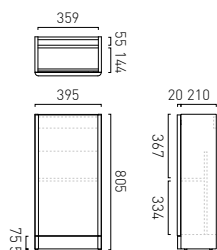
VEL-149RRK-RO-CP	£579.17	£695.00	163
VEL-149RRK-SQ-CP	£579.17	£695.00	163

product code	ex-vat	inc-vat	page	product code	ex-vat	inc-vat	page	product code	ex-vat	inc-vat	page
W				WG-71552A-CP	£75.00	£90.00	138	Z00-109-C/P	£325.00	£390.00	118
WG-049BRACK+SHR-C/P	£58.33	£70.00	139	WG-81389/SQ-C/P	£137.50	£165.00	138	Z00-109S/A-C/P	£316.67	£380.00	119
WG-049BRACK+SHR-C/P	£58.33	£70.00	216	WG-81389-C/P	£137.50	£165.00	138	Z00-110-C/P	£191.67	£230.00	119
WG-095-C	£129.17	£155.00	133	WG-81389-MB	£150.00	£180.00	52	Z00-130+K-C/P	£312.50	£375.00	119
WG-095-F/C	£295.83	£355.00	132	WG-81389-MB	£150.00	£180.00	138	Z00-137-C/P	£258.33	£310.00	119
WG-095S-C	£129.17	£155.00	133	WG-81389-MW	£150.00	£180.00	52	Z00-140-C/P	£133.33	£160.00	115
WG-095S-F/C	£295.83	£355.00	133	WG-81389-MW	£150.00	£180.00	138	Z00-140-C/P	£133.33	£160.00	121
WG-130ELBOW-C/P	£25.00	£30.00	259	WG-81389-SBR	£150.00	£180.00	52	Z00-142/PR-3/4-C/P	£270.83	£325.00	121
WG-1760-ATM-CP	£329.17	£395.00	155	WG-81389-SBR	£150.00	£180.00	138	Z00-142/PR-3/4-C/P	£270.83	£325.00	224
WG-179M-CP	£266.67	£320.00	216	WG-81552A-CP	£137.50	£165.00	138	Z00-143-3/4-C/P	£120.83	£145.00	224
WG-195-RO-CP	£62.50	£75.00	51	WG-DCV-1/2-CP	£20.83	£25.00	135	Z00-143-3/4-C/P	£120.83	£145.00	224
WG-195-RO-CP	£62.50	£75.00	132	WG-EFSA/RO-C/P	£100.00	£120.00	255	Z00-144/2-C/P	£137.50	£165.00	223
WG-195-RO-MB	£66.67	£80.00	51	WG-EFSA/SQ-C/P	£100.00	£120.00	231	Z00-145A/RO-C/P	£195.83	£235.00	222
WG-195-RO-MB	£66.67	£80.00	132	WG-EFSA/SQ-C/P	£100.00	£120.00	255	Z00-145A/SQ-C/P	£195.83	£235.00	222
WG-195-RO-MW	£66.67	£80.00	51	WG-ELBOW/45-C/P	£25.00	£30.00	259	Z00-147A/RO-C/P	£241.67	£290.00	222
WG-195-RO-MW	£66.67	£80.00	132	WG-MFKIT2-C/P	£95.83	£115.00	249	Z00-147A/SQ-C/P	£241.67	£290.00	222
WG-195-RO-SBR	£66.67	£80.00	51	WG-RRK/DIV/SQ-148-CP	£420.83	£505.00	227	Z00-232-CP	£679.17	£815.00	95
WG-195-RO-SBR	£66.67	£80.00	132	WG-RRK/DIV-148-C/P	£420.83	£505.00	227	Z00-232-CP	£679.17	£815.00	120
WG-195-SQ-CP	£62.50	£75.00	51	WG-SATURN2/SA-C/P	£216.67	£260.00	249	Z00-232NS-CP	£575.00	£690.00	95
WG-195-SQ-CP	£62.50	£75.00	132	WG-SATURN2-C/P	£133.33	£160.00	253	Z00-232NS-CP	£575.00	£690.00	120
WG-195-SQ-MB	£66.67	£80.00	51	WG-SFKIT2-C/P	£62.50	£75.00	249	Z00-BRACKET-C/P	£29.17	£35.00	259
WG-195-SQ-MB	£66.67	£80.00	132	WG-SPACE/RK-DB-C/P	£120.83	£145.00	257	Z00-CAPSULE-C/P	£304.17	£365.00	242
WG-195-SQ-MW	£66.67	£80.00	51	WG-STUDFAST-C-S/S	£45.83	£55.00	139	Z00-DECKKIT-C/P	£170.83	£205.00	242
WG-195-SQ-MW	£66.67	£80.00	132	WG-STUDFAST-C-S/S	£45.83	£55.00	164	Z00-HANDSET-DB-C/P	£58.33	£70.00	241
WG-195-SQ-SBR	£66.67	£80.00	51	WG-TEBOX149/B-1/2-CP	£437.50	£525.00	156	Z00-HOSE/AT-DB-SIL	£41.67	£50.00	257
WG-195-SQ-SBR	£66.67	£80.00	132	WG-V2HANDSET-DB-C/P	£66.67	£80.00	241	Z00-SFMK-C/P	£116.67	£140.00	243
WG-395-C/P	£58.33	£70.00	52	WG-V2KIT-C/P	£191.67	£230.00	237	Z00-SFMKWO-C/P	£162.50	£195.00	245
WG-395-C/P	£58.33	£70.00	73	WG-VENUSKIT-C/P	£145.83	£175.00	237				
WG-395-C/P	£58.33	£70.00	136	X							
WG-395-CAP/RO-WHT	£16.67	£20.00	137	XSH-LUXSHATTAF100-CP	£137.50	£165.00	135				
WG-395-CAP/SQ-C/P	£16.67	£20.00	137	XSH-LUXSHATTAF100-CP	£137.50	£165.00	256				
WG-395-MB	£62.50	£75.00	52	XSH-SHATTAF/163-C/P	£350.00	£420.00	135				
WG-395-MB	£62.50	£75.00	136	XSH-SHATTAF/163-C/P	£350.00	£420.00	256				
WG-395-MW	£62.50	£75.00	52	Z							
WG-395-MW	£62.50	£75.00	136	ZON-028/2-CONC	£500.00	£600.00	194				
WG-395-SBR	£62.50	£75.00	52	ZON-043-CONC	£70.83	£85.00	195				
WG-395-SBR	£62.50	£75.00	136	ZON-128/2-CP	£708.33	£850.00	167				
WG-461/RO-CP	£66.67	£80.00	52	ZON-128/2-H-CP	£708.33	£850.00	167				
WG-461/RO-CP	£66.67	£80.00	136	ZON-128/2-H-TRIM-CP	£208.33	£250.00	194				
WG-461/RO-MB	£79.17	£95.00	52	ZON-128/2-TRIM-CP	£208.33	£250.00	194				
WG-461/RO-MB	£79.17	£95.00	136	ZON-143-CP	£125.00	£150.00	167				
WG-461/RO-MW	£79.17	£95.00	52	ZON-143-H-CP	£125.00	£150.00	167				
WG-461/RO-MW	£79.17	£95.00	136	ZON-143-H-TRIM-CP	£54.17	£65.00	195				
WG-461/RO-SBR	£79.17	£95.00	52	ZON-143-TRIM-CP	£54.17	£65.00	195				
WG-461/RO-SBR	£79.17	£95.00	136	Z00-100EF/SB-C/P	£245.83	£295.00	118				
WG-461/SQ-CP	£91.67	£110.00	136	Z00-100F/CC-C/P	£187.50	£225.00	117				
WG-71389-C/P	£75.00	£90.00	52	Z00-100F/SB-C/P	£175.00	£210.00	117				
WG-71389-C/P	£75.00	£90.00	138	Z00-100F-C/P	£191.67	£230.00	117				
WG-71389-MB	£83.33	£100.00	52	Z00-100FW/CC-CP	£183.33	£220.00	117				
WG-71389-MB	£83.33	£100.00	138	Z00-100FW/SB-CP	£170.83	£205.00	117				
WG-71389-MW	£83.33	£100.00	52	Z00-100M/CC-C/P	£179.17	£215.00	118				
WG-71389-MW	£83.33	£100.00	138	Z00-100M/SB-C/P	£166.67	£200.00	118				
WG-71389-SBR	£83.33	£100.00	52	Z00-106-C/P	£137.50	£165.00	118				
WG-71389-SBR	£83.33	£100.00	138								



CAMEO®
NEW

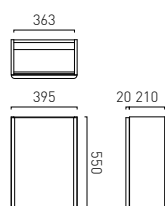
NEW



floor mounted cloakroom unit
400mm wide
soft close hinges
with reversible door
55mm pipe void in rear
use dimension from chosen basin to align waste centre

arctic white CAM-F400FM-AW	£ ex-vat 291.67	£ inc-vat 350.00
cove blue CAM-F400FM-CB	291.67	350.00
pink clay CAM-F400FM-PC	291.67	350.00
atlantic blue CAM-F400FM-AB	291.67	350.00
natural oak CAM-F400FM-NO	291.67	350.00

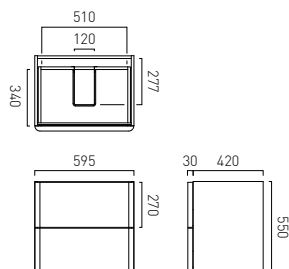
NEW



wall hung cloakroom unit
400mm wide
soft close hinges
with reversible door
use dimension from chosen basin to align waste centre

arctic white CAM-F400WH-AW	£ ex-vat 229.17	£ inc-vat 275.00
cove blue CAM-F400WH-CB	229.17	275.00
pink clay CAM-F400WH-PC	229.17	275.00
atlantic blue CAM-F400WH-AB	229.17	275.00
natural oak CAM-F400WH-NO	229.17	275.00

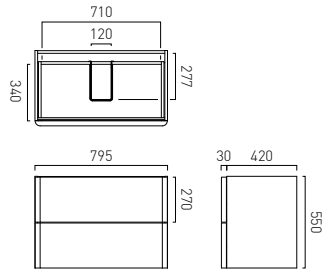
NEW



wall hung vanity unit
600mm wide
with 2 quick release, soft close drawers
bottle trap cutout in top drawer
height adjustable wall brackets
fixing location 100mm from top of unit
use dimension from chosen basin to align waste centre

arctic white CAM-F600-AW	£ ex-vat 458.33	£ inc-vat 550.00
cove blue CAM-F600-CB	458.33	550.00
pink clay CAM-F600-PC	458.33	550.00
atlantic blue CAM-F600-AB	458.33	550.00
natural oak CAM-F600-NO	458.33	550.00

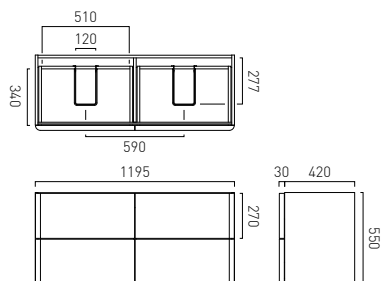

NEW



wall hung vanity unit
800mm wide
with 2 quick release, soft close drawers
bottle trap cutout in top drawer
height adjustable wall brackets
fixing location 100mm from top of unit
use dimension from chosen basin to align waste
centre

	£ ex-vat	£ inc-vat
arctic white CAM-F800-AW	583.33	700.00
cove blue CAM-F800-CB	583.33	700.00
pink clay CAM-F800-PC	583.33	700.00
atlantic blue CAM-F800-AB	583.33	700.00
natural oak CAM-F800-NO	583.33	700.00

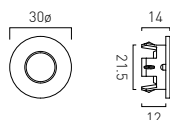
NEW



wall hung vanity unit
1200mm wide
with 4 quick release, soft close drawers
bottle trap cutout in top drawers
height adjustable wall brackets
fixing location 100mm from top of unit
use dimension from chosen basin to align waste
centres

	£ ex-vat	£ inc-vat
arctic white CAM-F1200-AW	833.33	1,000.00
cove blue CAM-F1200-CB	833.33	1,000.00
pink clay CAM-F1200-PC	833.33	1,000.00
atlantic blue CAM-F1200-AB	833.33	1,000.00
natural oak CAM-F1200-NO	833.33	1,000.00

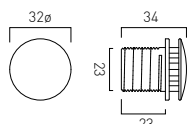
NEW



overflow cover
(to suit ceramic basins) optional

	€ ex-vat	€ inc-vat
chrome CAM-BCO-CP	6.67	8.00
matt black CAM-BCO-MB	8.33	10.00
matt white CAM-BCO-MW	8.33	10.00
satin brass CAM-BCO-SBR	8.33	10.00

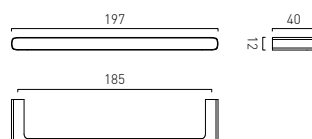
NEW



overflow cover
(to suit mineral inset basins) required

	€ ex-vat	€ inc-vat
chrome CAM-BMO-CP	8.33	10.00
matt black CAM-BMO-MB	10.00	12.00
matt white CAM-BMO-MW	10.00	12.00
satin brass CAM-BMO-SBR	10.00	12.00

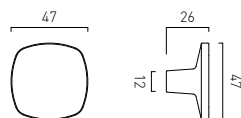
NEW



furniture handle
bar
stocked as single
suitable for both 20mm and 30mm thick drawer
compatible with any unit
fixings supplied

	€ ex-vat	€ inc-vat
chrome CAM-HANB-CP	15.00	18.00
matt black CAM-HANB-MB	16.67	20.00
matt white CAM-HANB-MW	16.67	20.00
satin brass CAM-HANB-SBR	16.67	20.00

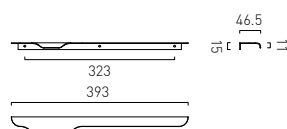
NEW



furniture handle
knob
stocked as single
suitable for both 20mm and 30mm thick drawer
compatible with any unit
fixings supplied

	€ ex-vat	€ inc-vat
chrome CAM-HANK-CP	12.50	15.00
matt black CAM-HANK-MB	15.00	18.00
matt white CAM-HANK-MW	15.00	18.00
satin brass CAM-HANK-SBR	15.00	18.00

NEW

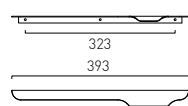


furniture handle
top mount handle (left pull)
suitable for Cameo 400mm vanity units
stocked as single
fixings supplied

	€ ex-vat	€ inc-vat
chrome CAM-HAN4L-CP	20.83	25.00
matt black CAM-HAN4L-MB	25.00	30.00
matt white CAM-HAN4L-MW	25.00	30.00
satin brass CAM-HAN4L-SBR	25.00	30.00




NEW



furniture handle
top mount handle (right pull)
suitable for Cameo 400mm vanity units
stocked as single
fixings supplied

	€ ex-vat	€ inc-vat
chrome CAM-HAN4R-CP	20.83	25.00
matt black CAM-HAN4R-MB	25.00	30.00
matt white CAM-HAN4R-MW	25.00	30.00
satin brass CAM-HAN4R-SBR	25.00	30.00

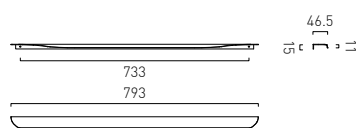
NEW



furniture handle
top mount handle
suitable for Cameo 600mm vanity unit
stocked as single
fixings supplied

	€ ex-vat	€ inc-vat
chrome CAM-HAN6-CP	29.17	35.00
matt black CAM-HAN6-MB	33.33	40.00
matt white CAM-HAN6-MW	33.33	40.00
satin brass CAM-HAN6-SBR	33.33	40.00

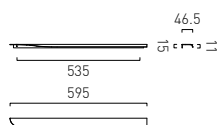
NEW



furniture handle
top mount handle
suitable for Cameo 800mm vanity unit
stocked as single
fixings supplied

	€ ex-vat	€ inc-vat
chrome CAM-HAN8-CP	37.50	45.00
matt black CAM-HAN8-MB	41.67	50.00
matt white CAM-HAN8-MW	41.67	50.00
satin brass CAM-HAN8-SBR	41.67	50.00

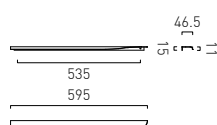
NEW



furniture handle
left top mount handle
suitable for Cameo 1200mm vanity unit
stocked as single
fixings supplied

	€ ex-vat	€ inc-vat
chrome CAM-HAN12L-CP	29.17	35.00
matt black CAM-HAN12L-MB	33.33	40.00
matt white CAM-HAN12L-MW	33.33	40.00
satin brass CAM-HAN12L-SBR	33.33	40.00

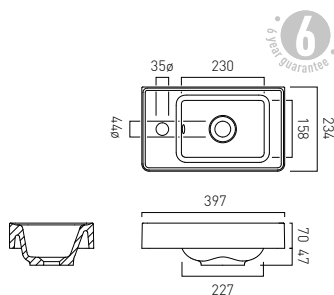
NEW



furniture handle
right top mount handle
suitable for Cameo 1200mm vanity unit
stocked as single
fixings supplied

	€ ex-vat	€ inc-vat
chrome CAM-HAN12R-CP	29.17	35.00
matt black CAM-HAN12R-MB	33.33	40.00
matt white CAM-HAN12R-MW	33.33	40.00
satin brass CAM-HAN12R-SBR	33.33	40.00

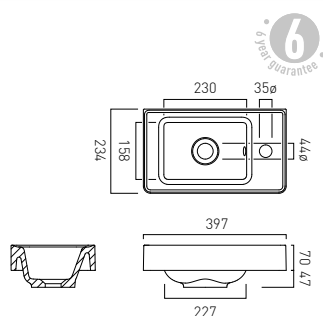
NEW



400mm inset basin
mineral cast
35mm left tap hole
suitable for Cameo 400mm vanity units
(overflow cover required, see page 26)

arctic white	£ ex-vat	£ inc-vat
CAM-BM4L-AW	145.83	175.00
cove blue		
CAM-BM4L-CB	183.33	220.00
pink clay		
CAM-BM4L-PC	183.33	220.00

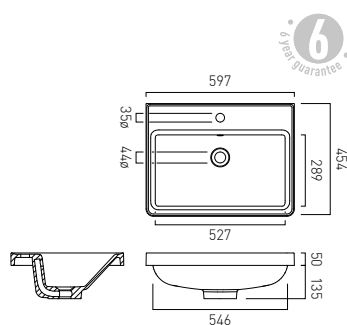
NEW



400mm inset basin
mineral cast
35mm right tap hole
suitable for Cameo 400mm vanity units
(overflow cover required, see page 26)

arctic white	£ ex-vat	£ inc-vat
CAM-BM4R-AW	145.83	175.00
cove blue		
CAM-BM4R-CB	183.33	220.00
pink clay		
CAM-BM4R-PC	183.33	220.00

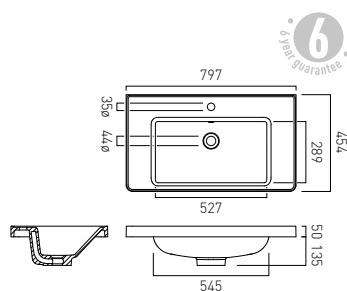
NEW



600mm inset basin
mineral cast
35mm tap hole
suitable for Cameo 600mm vanity units
(overflow cover required, see page 26)

arctic white	£ ex-vat	£ inc-vat
CAM-BM6-AW	250.00	300.00
cove blue		
CAM-BM6-CB	300.00	360.00
pink clay		
CAM-BM6-PC	300.00	360.00

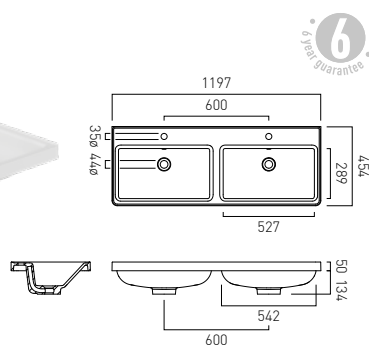
NEW



800mm inset basin
mineral cast
35mm tap hole
suitable for Cameo 800mm vanity units
(overflow cover required, see page 26)

arctic white	£ ex-vat	£ inc-vat
CAM-BM8-AW	291.67	350.00
cove blue		
CAM-BM8-CB	350.00	420.00
pink clay		
CAM-BM8-PC	350.00	420.00

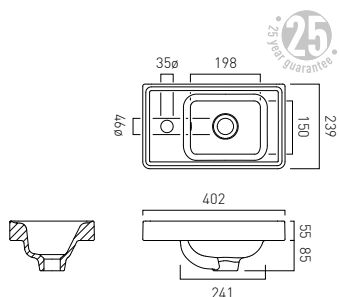
NEW



1200mm inset basin
mineral cast
35mm tap holes
suitable for Cameo 1200mm vanity units
(overflow covers required, see page 26)

arctic white	£ ex-vat	£ inc-vat
CAM-BM12-AW	416.67	500.00
cove blue		
CAM-BM12-CB	500.00	600.00
pink clay		
CAM-BM12-PC	500.00	600.00

NEW

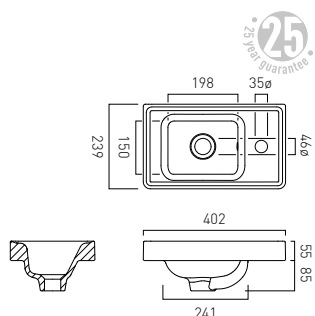


400mm inset basin
ceramic
35mm left tap hole
suitable for Cameo 400mm vanity units

gloss white
CAM-BC4L-GW

£ ex-vat £ inc-vat
100.00 120.00

NEW

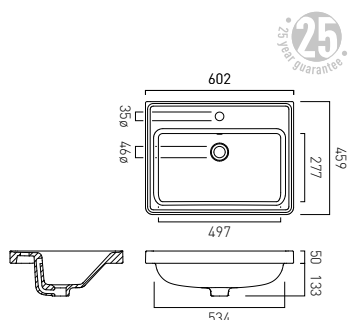


400mm inset basin
ceramic
35mm right tap hole
suitable for Cameo 400mm vanity units

gloss white
CAM-BC4R-GW

£ ex-vat £ inc-vat
100.00 120.00

NEW

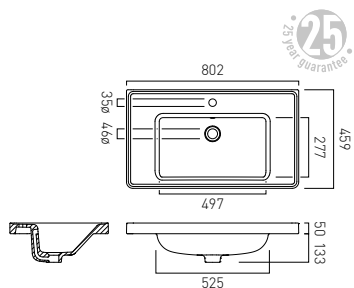


600mm inset basin
ceramic
35mm tap hole
suitable for Cameo 600mm vanity units

gloss white
CAM-BC6-GW

£ ex-vat £ inc-vat
145.83 175.00

NEW

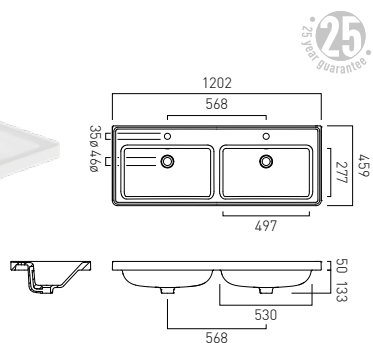


800mm inset basin
ceramic
35mm tap hole
suitable for Cameo 800mm vanity units

gloss white
CAM-BC8-GW

£ ex-vat £ inc-vat
187.50 225.00

NEW

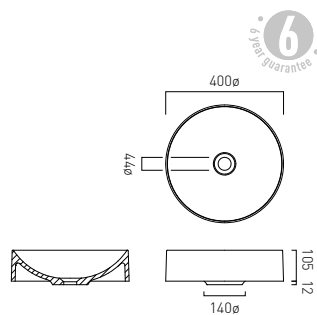


1200mm inset basin
ceramic
35mm tap holes
suitable for Cameo 1200mm vanity units

gloss white
CAM-BC12-GW

£ ex-vat £ inc-vat
333.33 400.00

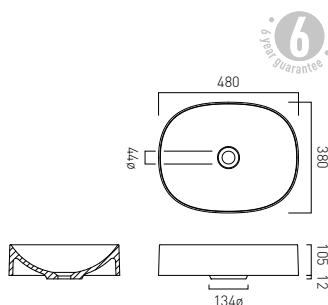
NEW



400mm round countertop basin
mineral cast
suitable for Cameo 600mm, 800mm and 1200mm
vanity units with worktop

gloss white CAM-BMRO-GW	£ ex-vat 133.33	£ inc-vat 160.00
arctic white CAM-BMRO-AW	145.83	175.00
cove blue CAM-BMRO-CB	166.67	200.00
pink clay CAM-BMRO-PC	166.67	200.00

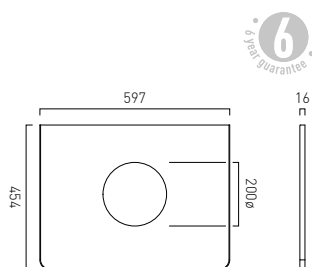
NEW



480mm oval countertop basin
mineral cast
suitable for Cameo 600mm, 800mm and 1200mm
vanity units with worktop

gloss white CAM-BMOV-GW	£ ex-vat 150.00	£ inc-vat 180.00
arctic white CAM-BMOV-AW	166.67	200.00
cove blue CAM-BMOV-CB	187.50	225.00
pink clay CAM-BMOV-PC	187.50	225.00

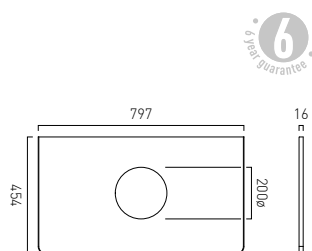
NEW



600mm worktop
mineral cast
suitable for Cameo 600mm vanity unit

gloss white CAM-WT6-GW	£ ex-vat 154.17	£ inc-vat 185.00
arctic white CAM-WT6-AW	170.83	205.00
cove blue CAM-WT6-CB	208.33	250.00
pink clay CAM-WT6-PC	208.33	250.00

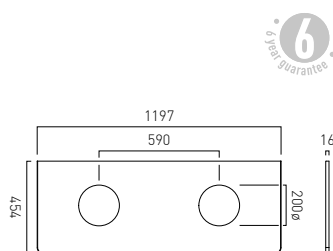
NEW



800mm worktop
mineral cast
suitable for Cameo 800mm vanity unit

gloss white CAM-WT8-GW	£ ex-vat 187.50	£ inc-vat 225.00
arctic white CAM-WT8-AW	208.33	250.00
cove blue CAM-WT8-CB	250.00	300.00
pink clay CAM-WT8-PC	250.00	300.00

NEW

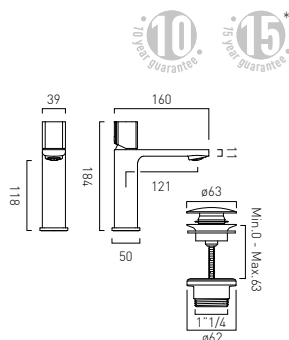


1200mm worktop
mineral cast
suitable for Cameo 1200mm vanity unit

gloss white CAM-WT12-GW	£ ex-vat 270.83	£ inc-vat 325.00
arctic white CAM-WT12-AW	291.67	350.00
cove blue CAM-WT12-CB	333.33	400.00
pink clay CAM-WT12-PC	333.33	400.00



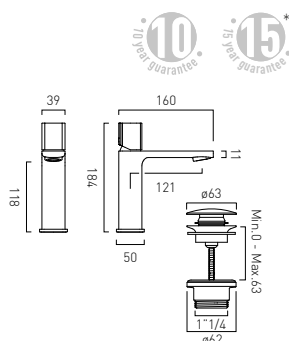
NEW



mono basin mixer
leverless
deck mounted
smooth bodied
with universal basin waste
ceramic cartridge C-001-N30
2 x 1/2" 450mm flexipipe connection
deck mount drill hole diameter 35mm
minimum operating pressure 1.0 bar MP

chrome	£ ex-vat	£ inc-vat
CAM-100/CC-CP	175.00	210.00
matt black		
CAM-100/CC-MB	191.67	230.00
matt white		
CAM-100/CC-MW	191.67	230.00
satin brass		
CAM-100/CC-SBR	191.67	230.00
H₂ECO*		
5 l/m flow regulator fitted as standard		

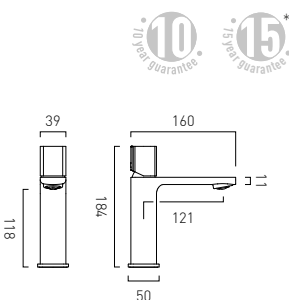
NEW



mono basin mixer for low pressure systems
leverless with laminar flow straightener
deck mounted
smooth bodied
with universal basin waste
ceramic cartridge C-001-N30
2 x 1/2" 450mm flexipipe connection
deck mount drill hole diameter 35mm
minimum operating pressure 0.2 bar LP

chrome	£ ex-vat	£ inc-vat
CAM-100/CC-LP-CP	175.00	210.00
matt black		
CAM-100/CC-LP-MB	191.67	230.00
matt white		
CAM-100/CC-LP-MW	191.67	230.00
satin brass		
CAM-100/CC-LP-SBR	191.67	230.00

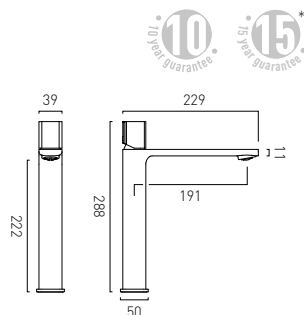
NEW



mono basin mixer
leverless
deck mounted
smooth bodied
without universal basin waste
ceramic cartridge C-001-N30
2 x 1/2" 450mm flexipipe connection
deck mount drill hole diameter 35mm
minimum operating pressure 1.0 bar MP

chrome	£ ex-vat	£ inc-vat
CAM-100/SB-CP	162.50	195.00
matt black		
CAM-100/SB-MB	179.17	215.00
matt white		
CAM-100/SB-MW	179.17	215.00
satin brass		
CAM-100/SB-SBR	179.17	215.00
H₂ECO*		
5 l/m flow regulator fitted as standard		

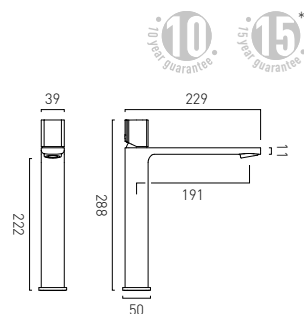
NEW



extended mono basin mixer
leverless
deck mounted
smooth bodied
without universal basin waste
ceramic cartridge C-001-N30
2 x 1/2" 450mm flexipipe connection
deck mount drill hole diameter 35mm
minimum operating pressure 1.0 bar MP

chrome	£ ex-vat	£ inc-vat
CAM-100E/SB-CP	229.17	275.00
matt black		
CAM-100E/SB-MB	245.83	295.00
matt white		
CAM-100E/SB-MW	245.83	295.00
satin brass		
CAM-100E/SB-SBR	245.83	295.00
H₂ECO*		
5 l/m flow regulator fitted as standard		

NEW



extended mono basin mixer for low pressure systems
leverless with laminar flow straightener
deck mounted
smooth bodied
without universal basin waste
ceramic cartridge C-001-N30
2 x 1/2" 450mm flexipipe connection
deck mount drill hole diameter 35mm
minimum operating pressure 0.2 bar LP

chrome	£ ex-vat	£ inc-vat
CAM-100E/SB-LP-CP	229.17	275.00
matt black		
CAM-100E/SB-LP-MB	245.83	295.00
matt white		
CAM-100E/SB-LP-MW	245.83	295.00
satin brass		
CAM-100E/SB-LP-SBR	245.83	295.00

1000W 10 year guarantee

1500W 15 year guarantee

133

12

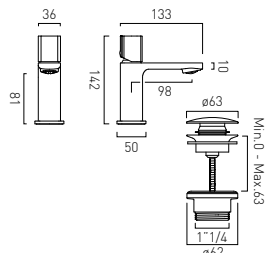
98

50

6.3

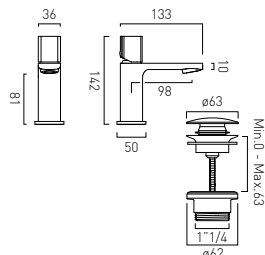
Min. 0 - Max. 63

1 1/4"

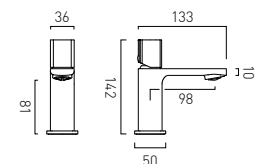


chrome	£ ex-vat	£ inc-vat
CAM-100M/CC-CP matt black	162.50	195.00
CAM-100M/CC-MB matt white	179.17	215.00
CAM-100M/CC-MW satin brass	179.17	215.00
CAM-100M/CC-SBR	179.17	215.00

5 V/m flow regulator fitted as standard

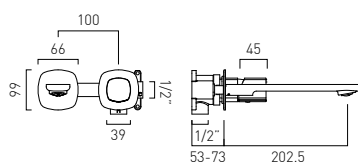


chrome	£ ex-vat	£ inc-vat
CAM-100M/CC-LP-CP matt black	162.50	195.00
CAM-100M/CC-LP-MB matt white	179.17	215.00
CAM-100M/CC-LP-MW satin brass	179.17	215.00
CAM-100M/CC-LP-SBR	179.17	215.00



chrome	£ ex-vat	£ inc-vat
CAM-100M/SB-CP matt black	150.00	180.00
CAM-100M/SB-MB matt white	166.67	200.00
CAM-100M/SB-MW satin brass	166.67	200.00
CAM-100M/SB-SBR	166.67	200.00

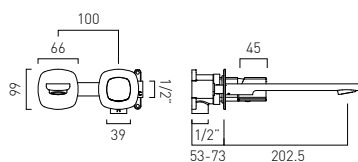
5 l/m flow regulator fitted as standard



chrome	£ ex-vat	£ inc-vat
CAM-109S-CP matt black	229.17	275.00
CAM-109S-MB matt white	245.83	295.00
CAM-109S-MW satin brass	245.83	295.00
CAM-109S-SBR	245.83	295.00

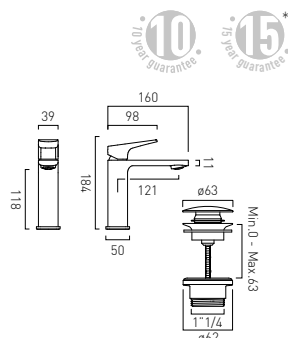
5 l/min flow regulator fitted as standard

Technical drawing of a screw. The drawing shows a side view of the screw with dimensions: 10mm for the head diameter, 202.5mm for the total length, and 45mm for the head length. A 15-year guarantee logo is visible in the top right corner.



chrome	£ ex-vat	£ inc-vat
CAM-109S-LP-CP matt black	229.17	275.00
CAM-109S-LP-MB matt white	245.83	295.00
CAM-109S-LP-MW satin brass	245.83	295.00
CAM-109S-LP-SBR	245.83	295.00

NEW



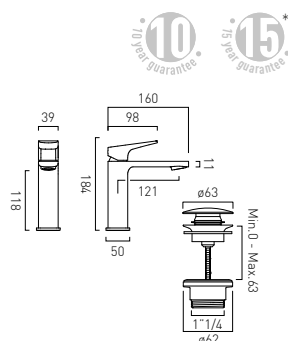
mono basin mixer
lever
deck mounted
smooth bodied
with universal basin waste
ceramic cartridge C-001-N30
2 x 1/2" 450mm flexipipe connection
deck mount drill hole diameter 35mm
minimum operating pressure 1.0 bar MP

chrome	£ ex-vat	£ inc-vat
CAM-200/CC-CP	175.00	210.00
matt black		
CAM-200/CC-MB	191.67	230.00
matt white		
CAM-200/CC-MW	191.67	230.00
satin brass		
CAM-200/CC-SBR	191.67	230.00

H₂ECO*

5 l/m flow regulator fitted as standard

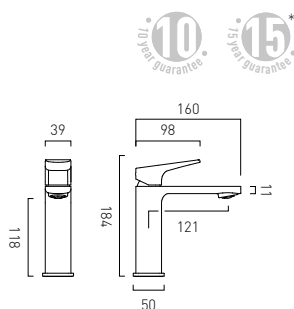
NEW



mono basin mixer for low pressure systems
lever with laminar flow straightener
deck mounted
smooth bodied
with universal basin waste
ceramic cartridge C-001-N30
2 x 1/2" 450mm flexipipe connection
deck mount drill hole diameter 35mm
minimum operating pressure 0.2 bar LP

chrome	£ ex-vat	£ inc-vat
CAM-200/CC-LP-CP	175.00	210.00
matt black		
CAM-200/CC-LP-MB	191.67	230.00
matt white		
CAM-200/CC-LP-MW	191.67	230.00
satin brass		
CAM-200/CC-LP-SBR	191.67	230.00

NEW



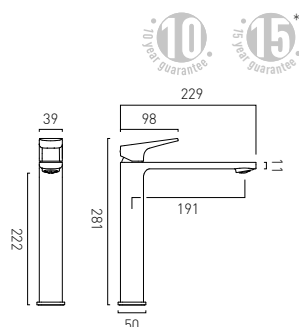
mono basin mixer
lever
deck mounted
smooth bodied
without universal basin waste
ceramic cartridge C-001-N30
2 x 1/2" 450mm flexipipe connection
deck mount drill hole diameter 35mm
minimum operating pressure 1.0 bar MP

chrome	£ ex-vat	£ inc-vat
CAM-200/SB-CP	162.50	195.00
matt black		
CAM-200/SB-MB	179.17	215.00
matt white		
CAM-200/SB-MW	179.17	215.00
satin brass		
CAM-200/SB-SBR	179.17	215.00

H₂ECO*

5 l/m flow regulator fitted as standard

NEW



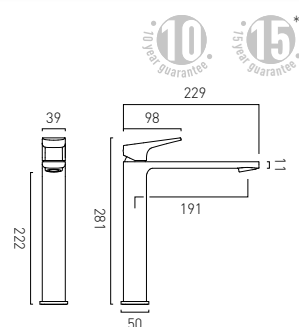
extended mono basin mixer
lever
deck mounted
smooth bodied
without universal basin waste
ceramic cartridge C-001-N30
2 x 1/2" 450mm flexipipe connection
deck mount drill hole diameter 35mm
minimum operating pressure 1.0 bar MP

chrome	£ ex-vat	£ inc-vat
CAM-200E/SB-CP	229.17	275.00
matt black		
CAM-200E/SB-MB	245.83	295.00
matt white		
CAM-200E/SB-MW	245.83	295.00
satin brass		
CAM-200E/SB-SBR	245.83	295.00

H₂ECO*

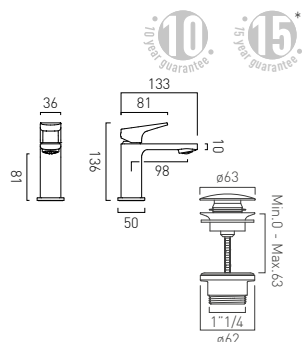
5 l/m flow regulator fitted as standard

NEW



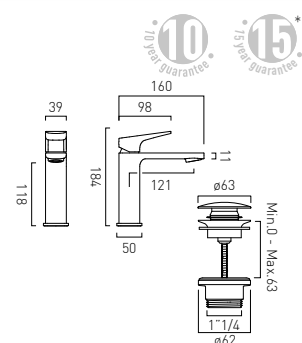
extended mono basin mixer for low pressure systems
lever with laminar flow straightener
deck mounted
smooth bodied
without universal basin waste
ceramic cartridge C-001-N30
2 x 1/2" 450mm flexipipe connection
deck mount drill hole diameter 35mm
minimum operating pressure 0.2 bar LP

chrome	£ ex-vat	£ inc-vat
CAM-200E/SB-LP-CP	229.17	275.00
matt black		
CAM-200E/SB-LP-MB	245.83	295.00
matt white		
CAM-200E/SB-LP-MW	245.83	295.00
satin brass		
CAM-200E/SB-LP-SBR	245.83	295.00

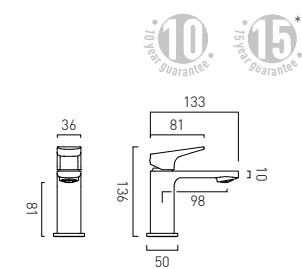


chrome	£ ex-vat	£ inc-vat
CAM-200M/CC-CP matt black	162.50	195.00
CAM-200M/CC-MB matt white	179.17	215.00
CAM-200M/CC-MW satin brass	179.17	215.00
CAM-200M/CC-SBR	179.17	215.00

5 V/m flow regulator fitted as standard

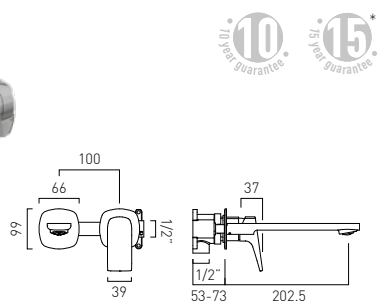


chrome	£ ex-vat	£ inc-vat
CAM-200M/CC-LP-CP matt black	162.50	195.00
CAM-200M/CC-LP-MB matt white	179.17	215.00
CAM-200M/CC-LP-MW satin brass	179.17	215.00
CAM-200M/CC-LP-SBR	179.17	215.00



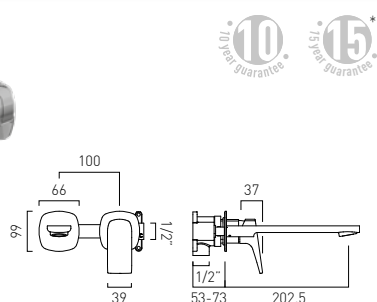
chrome	£ ex-vat	£ inc-vat
CAM-200M/SB-CP matt black	150.00	180.00
CAM-200M/SB-MB matt white	166.67	200.00
CAM-200M/SB-MW satin brass	166.67	200.00
CAM-200M/SB-SBR	166.67	200.00

5 l/m flow regulator fitted as standard

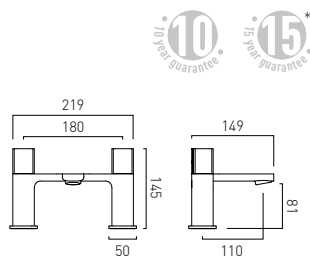


chrome	£ ex-vat	£ inc-vat
CAM-209S-CP	229.17	275.00
matt black		
CAM-209S-MB	245.83	295.00
matt white		
CAM-209S-MW	245.83	295.00
satin brass		
CAM-209S-SBR	245.83	295.00

5 l/min flow regulator fitted as standard

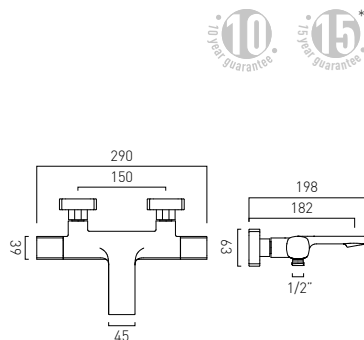



chrome	£ ex-vat	£ inc-vat
CAM-209S-LP-CP	229.17	275.00
matt black		
CAM-209S-LP-MB	245.83	295.00
matt white		
CAM-209S-LP-MW	245.83	295.00
satin brass		
CAM-209S-LP-SBR	245.83	295.00

NEW


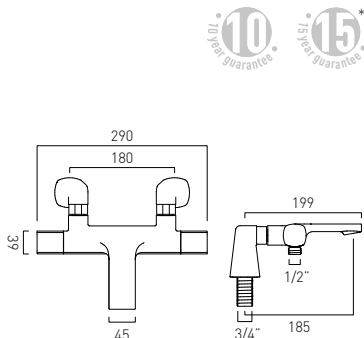

2 hole bath filler
deck mounted
cold ceramic cartridge C-306-RTC
hot ceramic cartridge C-306-LTC
2 x 3/4" 48.5mm male threaded connections
deck mount drill hole diameter 28-30mm
minimum operating pressure 0.2 bar LP

chrome	€ ex-vat	€ inc-vat
CAM-137-CP	270.83	325.00
matt black		
CAM-137-MB	291.67	350.00
matt white		
CAM-137-MW	291.67	350.00
satin brass		
CAM-137-SBR	291.67	350.00

NEW


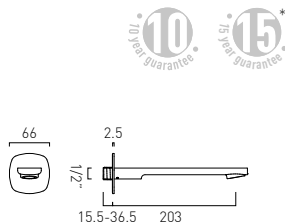
exposed thermostatic bath shower mixer
wall mounted
with water flow straightener
thermostatic cartridge V-704-34S
3/4" easy-fit brackets included
minimum operating pressure 1.0 bar MP

chrome	€ ex-vat	€ inc-vat
CAM-123T-CP	291.67	350.00
matt black		
CAM-123T-MB	312.50	375.00
matt white		
CAM-123T-MW	312.50	375.00
satin brass		
CAM-123T-SBR	312.50	375.00

NEW


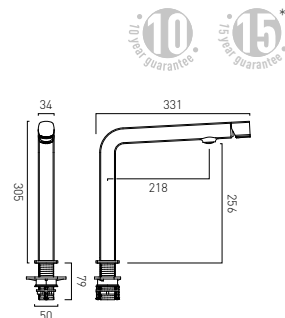
2 hole exposed thermostatic bath shower mixer
deck mounted
with water flow straightener
thermostatic cartridge V-704-34S
2x 3/4" 50mm threaded connection on legs
deck mount drill hole diameter 28-35mm
minimum operating pressure 1.0 bar MP

chrome	€ ex-vat	€ inc-vat
CAM-131T-CP	329.17	395.00
matt black		
CAM-131T-MB	354.17	425.00
matt white		
CAM-131T-MW	354.17	425.00
satin brass		
CAM-131T-SBR	354.17	425.00

NEW


bath spout
wall mounted
with water flow straightener
1/2" x 10mm male threaded connection
wall mount drill hole diameter 25-55mm
minimum operating pressure 1.0 bar MP

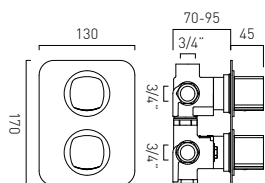
chrome	€ ex-vat	€ inc-vat
CAM-140-CP	79.17	95.00
matt black		
CAM-140-MB	87.50	105.00
matt white		
CAM-140-MW	87.50	105.00
satin brass		
CAM-140-SBR	87.50	105.00

NEW


mono kitchen mixer
leverless
deck mounted
with swivel spout
with laminar flow straightener
ceramic cartridge C-002-N25
2 x 3/8" x 950mm flexible connections
with 3/8" to 1/2" adaptors
deck mount drill hole diameter 35mm
minimum operating pressure 1.0 bar MP

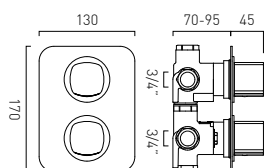
chrome	€ ex-vat	€ inc-vat
CAM-150-CP	270.83	325.00
matt black		
CAM-150-MB	291.67	350.00
matt white		
CAM-150-MW	291.67	350.00
satin brass		
CAM-150-SBR	291.67	350.00
H2ECO®		
FR-FLEXI/4-PLA	8.33	10.00
(2 are required)		



NEW


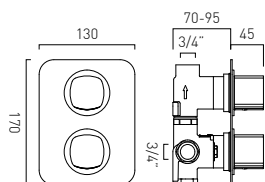
DX Cameo
3 outlet 2 handle
concealed thermostatic shower valve
with rectangular backplate
thermostatic temperature stop
thermostatic cartridge V-704-34S
diverter cartridge FL-804-33X/3X
2 x 3/4" female inlets
3 x 3/4" female outlets
inc. bleed valve for system flush on installation
supplied with mortar/tile guard
min-max wall mount 70-95mm
optimum installation depth 82mm
minimum operating pressure
0.2 bar LP (shower) 1.0 bar MP (bath)

chrome	£ ex-vat	£ inc-vat
CAM-148D/3-CP	604.17	725.00
matt black	£ ex-vat	£ inc-vat
CAM-148D/3-MB	620.83	745.00
matt white	£ ex-vat	£ inc-vat
CAM-148D/3-MW	620.83	745.00
satin brass	£ ex-vat	£ inc-vat
CAM-148D/3-SBR	620.83	745.00


NEW


DX Cameo
2 outlet 2 handle
concealed thermostatic shower valve
with rectangular backplate
thermostatic temperature stop
thermostatic cartridge V-704-34S
diverter cartridge FL-804-33X/3X
2 x 3/4" female inlets
2 x 3/4" female outlets
inc. bleed valve for system flush on installation
supplied with mortar/tile guard
min-max wall mount 70-95mm
optimum installation depth 82mm
minimum operating pressure
0.2 bar LP (shower) 1.0 bar MP (bath)

chrome	£ ex-vat	£ inc-vat
CAM-148D/2-CP	579.17	695.00
matt black	£ ex-vat	£ inc-vat
CAM-148D/2-MB	595.83	715.00
matt white	£ ex-vat	£ inc-vat
CAM-148D/2-MW	595.83	715.00
satin brass	£ ex-vat	£ inc-vat
CAM-148D/2-SBR	595.83	715.00


NEW


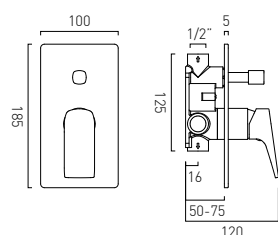
DX Cameo
1 outlet 2 handle
concealed thermostatic shower valve
with rectangular backplate
thermostatic temperature stop
thermostatic cartridge V-704-34S
flow cartridge C-301-RTC
2 x 3/4" female inlets
1 x 3/4" female outlet
inc. bleed valve for system flush on installation
supplied with mortar/tile guard
min-max wall mount 70-95mm
optimum installation depth 82mm
minimum operating pressure
0.2 bar LP (shower) 1.0 bar MP (bath)

chrome	£ ex-vat	£ inc-vat
CAM-148D-CP	479.17	575.00
matt black	£ ex-vat	£ inc-vat
CAM-148D-MB	495.83	595.00
matt white	£ ex-vat	£ inc-vat
CAM-148D-MW	495.83	595.00
satin brass	£ ex-vat	£ inc-vat
CAM-148D-SBR	495.83	595.00





NEW

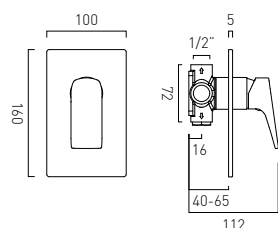


Cameo
concealed 2 outlet shower valve with diverter
single lever
wall mounted
with rectangular backplate
ceramic cartridge C-006-N35
2 x 1/2" female inlets
2 x 1/2" female outlets
supplied with mortar guard
min-max wall mount 50-75mm
minimum operating pressure
0.2 bar LP (shower) 1 bar MP (bath)

	£ ex-vat	£ inc-vat
chrome CAM-247A-CP	241.67	290.00
matt black CAM-247A-MB	250.00	300.00
matt white CAM-247A-MW	250.00	300.00
satin brass CAM-247A-SBR	250.00	300.00

2 outlet

NEW



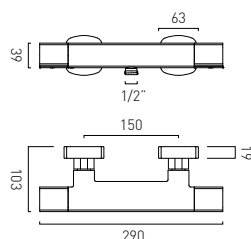

Cameo
concealed 1 outlet shower valve
single lever
wall mounted
with rectangular backplate
ceramic cartridge C-006-N35
2 x 1/2" female inlets
2 x 1/2" female outlets (one is blanked off)
supplied with mortar guard
min-max wall mount 40-65mm
minimum operating pressure
0.2 bar LP (shower) 1 bar MP (bath)

	£ ex-vat	£ inc-vat
chrome CAM-245A-CP	195.83	235.00
matt black CAM-245A-MB	204.17	245.00
matt white CAM-245A-MW	204.17	245.00
satin brass CAM-245A-SBR	204.17	245.00

1 outlet



NEW

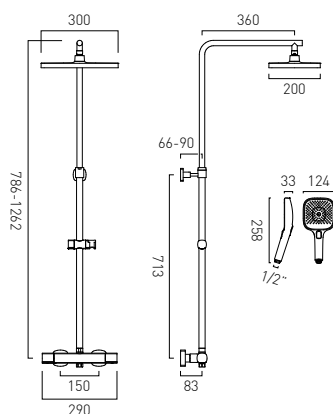


exposed thermostatic shower valve
wall mounted
thermostatic cartridge V-704-34S
flow cartridge C-303-RTC
3/4" easy-fit brackets included
minimum operating pressure 1.0 bar MP

chrome	£ ex-vat	£ inc-vat
CAM-149T-CP	245.83	295.00
matt black		
CAM-149T-MB	270.83	325.00
matt white		
CAM-149T-MW	270.83	325.00
satin brass		
CAM-149T-SBR	270.83	325.00



NEW



- soft square thermostatic shower valve with integrated diverter and rigid riser
- 300mm x 200mm rectangular shower head
- soft square 4 function shower handset
- 150cm shower hose
- 476mm height adjustment tolerance: min 786mm – max 1262mm
- 24mm depth adjustment tolerance: min 66mm – max 90mm
- 3/4" easy-fit brackets included

thermostatic cartridge V-704-34S
flow cartridge C-801-33/2P
minimum operating pressure 1.0 bar MP

chrome	£ ex-vat	£ inc-vat
CAM-149T-RRK-CP	495.83	595.00
matt black		
CAM-149T-RRK-MB	541.67	650.00
matt white		
CAM-149T-RRK-MW	541.67	650.00
satin brass		
CAM-149T-RRK-SBR	541.67	650.00

H₂ECO®

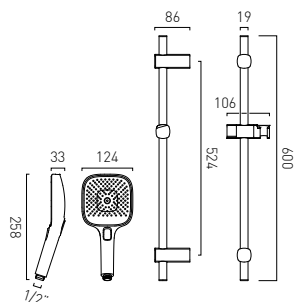
FR-FLEXI/9-PLA (handset)	8.33	10.00
--------------------------	------	-------

H₂ECO®

FR-SHOWER/9-PLA (fixed head)	8.33	10.00
------------------------------	------	-------



NEW



slide rail shower kit
with soft square 4 function push-button control handset, 150cm shower hose
rub-clean nozzles
490mm adjustable slider with twist control
600mm overall rail length
with 150cm hose and hose retainer
minimum operating pressure 1.0 bar MP

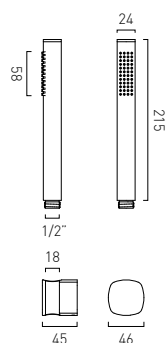
chrome	£ ex-vat	£ inc-vat
CAM-MFSRK-CP	145.83	175.00
matt black		
CAM-MFSRK-MB	162.50	195.00
matt white		
CAM-MFSRK-MW	162.50	195.00

H₂ECO®

CAM-MFSRK-SBR	162.50	195.00
FR-FLEXI/9-PLA	8.33	10.00



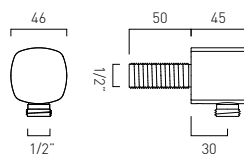
NEW



single function shower handset
150cm shower hose
rub-clean nozzles
minimum operating pressure 0.2 bar LP

	£ ex-vat	£ inc-vat
chrome CAM-SFMK-CP	83.33	100.00
matt black CAM-SFMK-MB	91.67	110.00
matt white CAM-SFMK-MW	91.67	110.00
satin brass CAM-SFMK-SBR	91.67	110.00
H2ECO® FR-FLEX/9-PLA	8.33	10.00

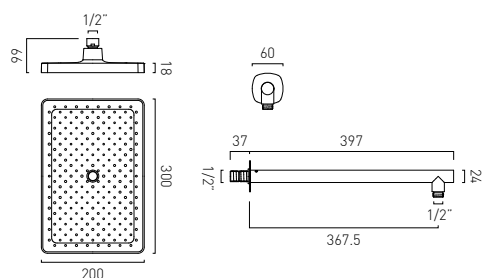
NEW



wall outlet
1/2" threaded inlet
1/2" threaded outlet

	£ ex-vat	£ inc-vat
chrome CAM-OUTLET-CP	50.00	60.00
matt black CAM-OUTLET-MB	54.17	65.00
matt white CAM-OUTLET-MW	54.17	65.00
satin brass CAM-OUTLET-SBR	54.17	65.00

NEW



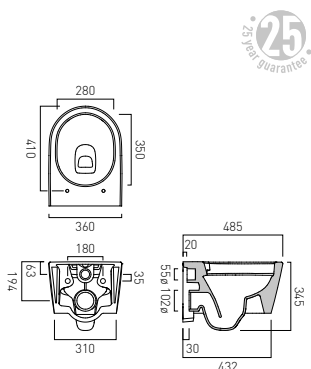
rectangular single function shower head
rub-clean nozzles
with shower arm
wall mounted
200mm x 300mm (8" x 12")
minimum operating pressure 0.2 bar LP

	£ ex-vat	£ inc-vat
chrome CAM-HEAD/SA-CP	145.83	175.00
matt black CAM-HEAD/SA-MB	162.50	195.00
matt white CAM-HEAD/SA-MW	162.50	195.00
satin brass CAM-HEAD/SA-SBR	162.50	195.00
H2ECO® FR-SHOWER/9-PLA	8.33	10.00





NEW

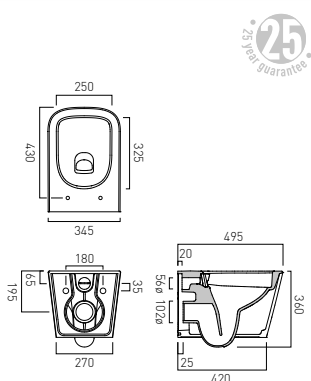


wall hung WC with round bowl
ceramic
for use with short and standard framed cisterns

gloss white
CAM-WC-WH-RO

£ ex-vat £ inc-vat
208.33 250.00

NEW

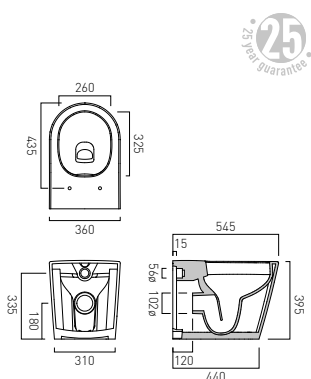


wall hung WC with soft square bowl
ceramic
for use with short and standard framed cisterns

gloss white
CAM-WC-WH-SQ

£ ex-vat £ inc-vat
208.33 250.00

NEW

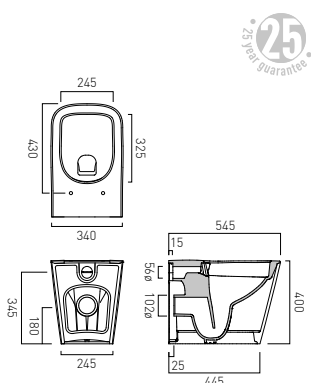


back-to-wall WC with round bowl
ceramic
for use with short and standard frameless cisterns

gloss white
CAM-WC-BTW-RO

£ ex-vat £ inc-vat
229.17 275.00

NEW

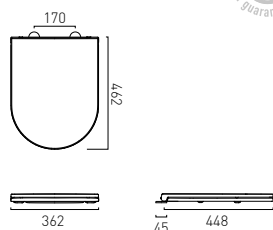


back-to-wall WC with soft square bowl
ceramic
for use with short and standard frameless cisterns

gloss white
CAM-WC-BTW-SQ

£ ex-vat £ inc-vat
229.17 275.00

NEW

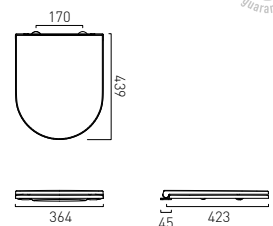
5
year guarantee

round toilet seat
slimline
supplied with chrome hinges
soft close
(for use with CAM-WC-BTW-RO)

gloss white
CAM-TS1-RO

£ ex-vat £ inc-vat
62.50 75.00

NEW

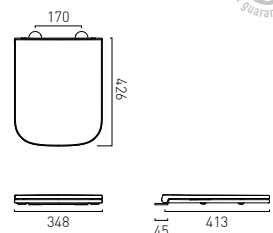
5
year guarantee

round toilet seat
slimline
supplied with chrome hinges
soft close
(for use with CAM-WC-WH-RO)

gloss white
CAM-TS2-RO

£ ex-vat £ inc-vat
62.50 75.00

NEW

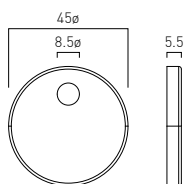
5
year guarantee

soft square toilet seat
slimline
supplied with chrome hinges
soft close
(for use with CAM-WC-WH-SQ / CAM-WC-BTW-SQ)

gloss white
CAM-TS3-SQ

£ ex-vat £ inc-vat
62.50 75.00

NEW

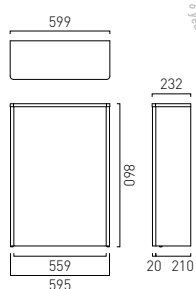
6
year guarantee

toilet seat hinge cover plates

	£ ex-vat	£ inc-vat
chrome CAM-SP-TSHP-CP	12.50	15.00
matt black CAM-TSHC-MB	8.33	10.00
matt white CAM-TSHC-MW	8.33	10.00
satin brass CAM-TSHC-SBR	8.33	10.00

(CAM-SP-TSHP-CP is a spare that comes with fixings)

NEW

6
year guarantee

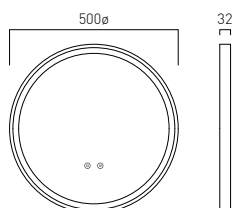
back-to-wall WC unit
for use with short framed and frameless cisterns
suitable for front or top mounting flush plate

	£ ex-vat	£ inc-vat
arctic white CAM-FBTW-AW	270.83	325.00
cove blue CAM-FBTW-CB	270.83	325.00
pink clay CAM-FBTW-PC	270.83	325.00
atlantic blue CAM-FBTW-AB	270.83	325.00
natural oak CAM-FBTW-NO	270.83	325.00





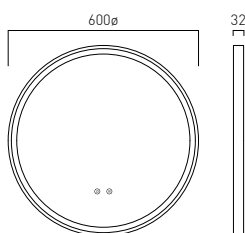
NEW



500mm round illuminated mirror
separate power / demister controls
adjustable light intensity and colour from bright to warm white
30 minute auto turn off timer on the demister
IP44 Rating
wall mounted

satin chrome	£ ex-vat	£ inc-vat
CAM-M5I-RO-SC	250.00	300.00
matt black		
CAM-M5I-RO-MB	250.00	300.00
matt white		
CAM-M5I-RO-MW	250.00	300.00
satin brass		
CAM-M5I-RO-SBR	250.00	300.00

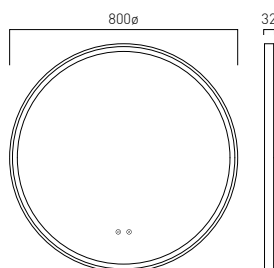
NEW



600mm round illuminated mirror
separate power / demister controls
adjustable light intensity and colour from bright to warm white
30 minute auto turn off timer on the demister
IP44 Rating
wall mounted

satin chrome	£ ex-vat	£ inc-vat
CAM-M6I-RO-SC	291.67	350.00
matt black		
CAM-M6I-RO-MB	291.67	350.00
matt white		
CAM-M6I-RO-MW	291.67	350.00
satin brass		
CAM-M6I-RO-SBR	291.67	350.00

NEW

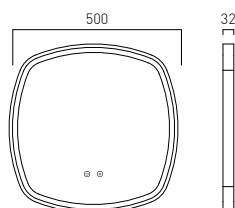


800mm round illuminated mirror
separate power / demister controls
adjustable light intensity and colour from bright to warm white
30 minute auto turn off timer on the demister
IP44 Rating
wall mounted

satin chrome	£ ex-vat	£ inc-vat
CAM-M8I-RO-SC	333.33	400.00
matt black		
CAM-M8I-RO-MB	333.33	400.00
matt white		
CAM-M8I-RO-MW	333.33	400.00
satin brass		
CAM-M8I-RO-SBR	333.33	400.00



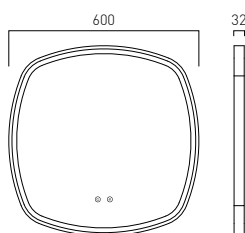
NEW



500mm soft square illuminated mirror
 separate power / demister controls
 adjustable light intensity and colour from bright
 to warm white
 30 minute auto turn off timer on the demister
 IP44 Rating
 wall mounted

	£ ex-vat	£ inc-vat
satin chrome CAM-M5I-SQ-SC	291.67	350.00
matt black CAM-M5I-SQ-MB	291.67	350.00
matt white CAM-M5I-SQ-MW	291.67	350.00
satin brass CAM-M5I-SQ-SBR	291.67	350.00

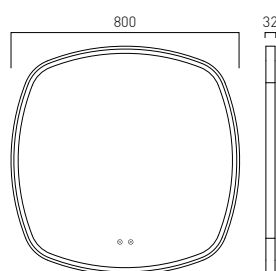
NEW



600mm soft square illuminated mirror
 separate power / demister controls
 adjustable light intensity and colour from bright
 to warm white
 30 minute auto turn off timer on the demister
 IP44 Rating
 wall mounted

	£ ex-vat	£ inc-vat
satin chrome CAM-M6I-SQ-SC	333.33	400.00
matt black CAM-M6I-SQ-MB	333.33	400.00
matt white CAM-M6I-SQ-MW	333.33	400.00
satin brass CAM-M6I-SQ-SBR	333.33	400.00

NEW

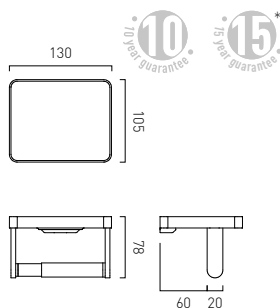


800mm soft square illuminated mirror
 separate power / demister controls
 adjustable light intensity and colour from bright
 to warm white
 30 minute auto turn off timer on the demister
 IP44 Rating
 wall mounted

	£ ex-vat	£ inc-vat
satin chrome CAM-M8I-SQ-SC	458.33	550.00
matt black CAM-M8I-SQ-MB	458.33	550.00
matt white CAM-M8I-SQ-MW	458.33	550.00
satin brass CAM-M8I-SQ-SBR	458.33	550.00



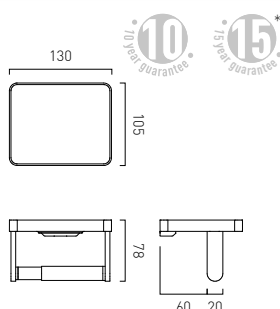
NEW



closed paper holder
with black glass shelf
wall mounted

	£ ex-vat	£ inc-vat
black glass / chrome MUS-180-BLK-CP	54.17	65.00
black glass / matt black MUS-180-BLK-MB	62.50	75.00
black glass / satin brass MUS-180-BLK-SBR	62.50	75.00

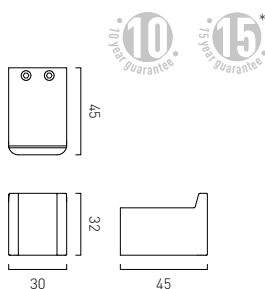
NEW



closed paper holder
with white glass shelf
wall mounted

	£ ex-vat	£ inc-vat
white glass / chrome MUS-180-WHT-CP	54.17	65.00
white glass / matt white MUS-180-WHT-MW	62.50	75.00
white glass / satin brass MUS-180-WHT-SBR	62.50	75.00

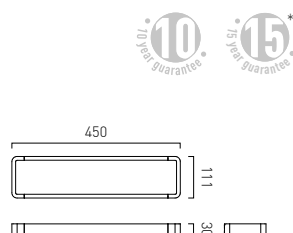

NEW



robe hook
wall mounted

	£ ex-vat	£ inc-vat
chrome MUS-186-CP	29.17	35.00
matt black MUS-186-MB	33.33	40.00
matt white MUS-186-MW	33.33	40.00
satin brass MUS-186-SBR	33.33	40.00

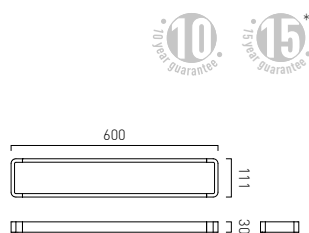

NEW



450mm towel bar or shelf frame
wall mounted

	£ ex-vat	£ inc-vat
chrome MUS-184-45-CP	100.00	120.00
matt black MUS-184-45-MB	116.67	140.00
matt white MUS-184-45-MW	116.67	140.00
satin brass MUS-184-45-SBR	116.67	140.00

NEW

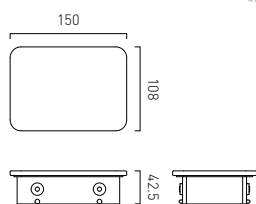


600mm towel bar or shelf frame
wall mounted

	£ ex-vat	£ inc-vat
chrome MUS-184-60-CP	116.67	140.00
matt black MUS-184-60-MB	133.33	160.00
matt white MUS-184-60-MW	133.33	160.00
satin brass MUS-184-60-SBR	133.33	160.00



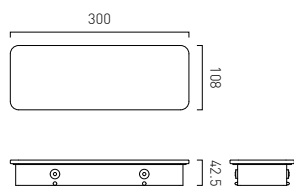
NEW



150mm glass shelf insert
(for use with MUS-184-45 / MUS-184-60)

	€ ex-vat	€ inc-vat
black glass MUS-085-15-BLK	16.67	20.00
white glass MUS-085-15-WHT	16.67	20.00

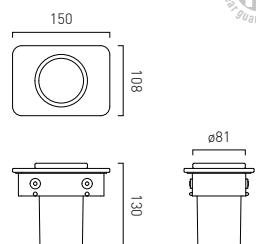
NEW



300mm glass shelf insert
(for use with MUS-184-45 / MUS-184-60)

	€ ex-vat	€ inc-vat
black glass MUS-085-30-BLK	33.33	40.00
white glass MUS-085-30-WHT	33.33	40.00

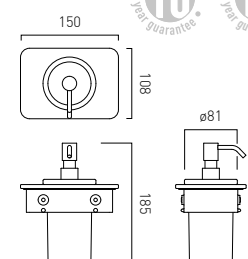
NEW



frosted glass tumbler with 150mm glass insert
(for use with MUS-184-45 / MUS-184-60)

	€ ex-vat	€ inc-vat
black glass MUS-083-BLK	33.33	40.00
white glass MUS-083-WHT	33.33	40.00

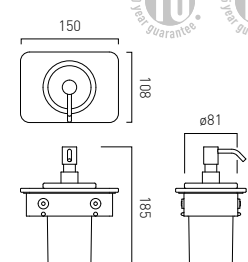
NEW



frosted glass with brass soap dispenser
with 150mm black glass insert
(for use with MUS-184-45 / MUS-184-60)

	€ ex-vat	€ inc-vat
black glass / chrome MUS-082B-BLK-CP	50.00	60.00
black glass / matt black MUS-082B-BLK-MB	58.33	70.00
black glass / satin brass MUS-082B-BLK-SBR	58.33	70.00

NEW

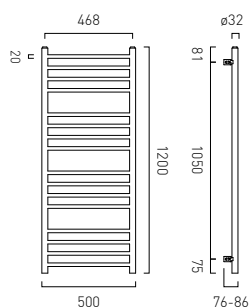


frosted glass with brass soap dispenser
with 150mm white glass insert
(for use with MUS-184-45 / MUS-184-60)

	€ ex-vat	€ inc-vat
white glass / chrome MUS-082B-WHT-CP	50.00	60.00
white glass / matt white MUS-082B-WHT-MW	58.33	70.00
white glass / satin brass MUS-082B-WHT-SBR	58.33	70.00



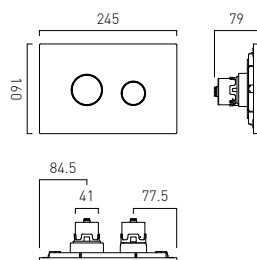

NEW



1200 x 500mm round Muse heated towel rail
16 horizontal rails
wall mounted
radiator valves not included
BTU 1156
watts 339
max operating pressure 6 bar
max operating temperature 70°C

	£ ex-vat	£ inc-vat
matt black MUS-HTR-R01200-MB	133.33	160.00
matt white MUS-HTR-R01200-MW	133.33	160.00

NEW

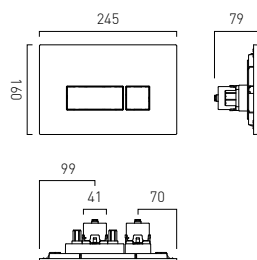



horizontal round dual flush trim kit
2 x pneumatic flush actuation controls
easy to use push-fit pneumatic hose connections
rectangle backplate

	£ ex-vat	£ inc-vat
chrome WG-195-R0-CP	62.50	75.00
matt black WG-195-R0-MB	66.67	80.00
matt white WG-195-R0-MW	66.67	80.00
satin brass WG-195-R0-SBR	66.67	80.00

(for use with VADO flush cistern)

NEW



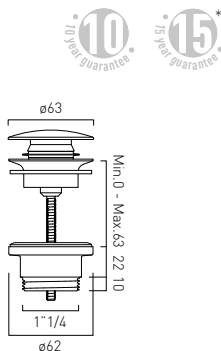
horizontal square dual flush trim kit
2 x pneumatic flush actuation controls
easy to use push-fit pneumatic hose connections
rectangle backplate

	£ ex-vat	£ inc-vat
chrome WG-195-SQ-CP	62.50	75.00
matt black WG-195-SQ-MB	66.67	80.00
matt white WG-195-SQ-MW	66.67	80.00
satin brass WG-195-SQ-SBR	66.67	80.00

(for use with VADO flush cistern)



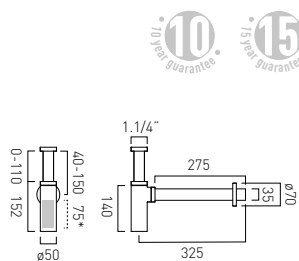
NEW



universal basin waste
for slotted and un-slotted basins
clac-clac operation
easily converts into a free-flow waste using
the free-flow mechanism supplied in the box
(WG-395-FF-PLA)

	£ ex-vat	£ inc-vat
chrome WG-395-C/P	58.33	70.00
matt black WG-395-MB	62.50	75.00
matt white WG-395-MW	62.50	75.00
satin brass WG-395-SBR	62.50	75.00

NEW

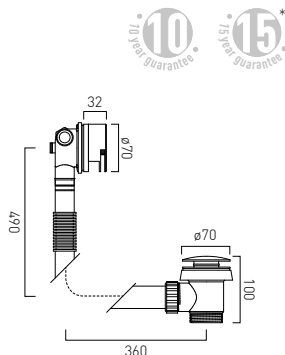


*75mm water trap seal

contemporary round bottle trap
35mm x 300mm pipe connections
min-max vertical adjustment 40-150mm to
outlet centre

	£ ex-vat	£ inc-vat
chrome WG-461/RO-CP	66.67	80.00
matt black WG-461/RO-MB	79.17	95.00
matt white WG-461/RO-MW	79.17	95.00
satin brass WG-461/RO-SBR	79.17	95.00

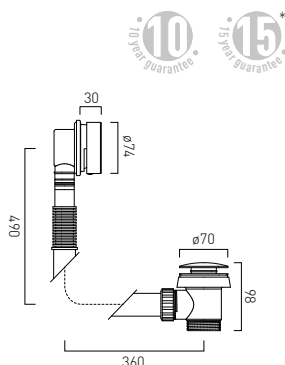
NEW



clic-clac bath filler waste and overflow
2 x 1/2" inlets (one is blanked off)
1.1/2" x 10mm threaded outlet connection
min-max overflow bath thickness 1mm-18mm
minimum operating pressure 1.0 bar MP

	£ ex-vat	£ inc-vat
chrome WG-81389-C/P	137.50	165.00
matt black WG-81389-MB	150.00	180.00
matt white WG-81389-MW	150.00	180.00
satin brass WG-81389-SBR	150.00	180.00

NEW



clic-clac bath waste and overflow
1.1/2" x 10mm threaded outlet connection
min-max overflow bath thickness 1mm-14mm

	£ ex-vat	£ inc-vat
chrome WG-71389-C/P	75.00	90.00
matt black WG-71389-MB	83.33	100.00
matt white WG-71389-MW	83.33	100.00
satin brass WG-71389-SBR	83.33	100.00



BOOTH & Co.
ENGLAND

HANDLE OPTIONS



CROSS

AXB-1

page 54



LEVER

AXB-2

page 58

CROSS *Chrome*

Complemented by dove white, ceramic indices, the Axbridge cross collection harnesses a beautifully refined handle aesthetic to recreate a timeless look.

CROSS *Nickel*

The Axbridge cross handles' symmetrical, petal-shaped allure is beautifully accentuated with a bright nickel finish and intricate, crackled indices to capture the essence of Victorian drama.

NEW



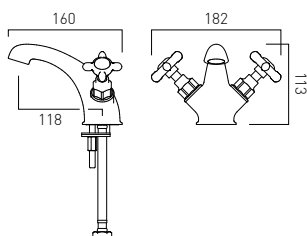
B&C
CO

Axbridge
mono basin mixer
deck mounted, smooth bodied
cross handles
with water flow straightener
cold ceramic cartridge FL-501-RTC
hot ceramic cartridge FL-501-LTC
2 x 1/2" x 400mm flexipipe connections
deck mount drill hole diameter 35mm
minimum operating pressure 0.2 bar LP

chrome / cross	£ ex-vat	£ inc-vat
BC-AXB-100/SB-CP	195.83	235.00

nickel / cross	£ ex-vat	£ inc-vat
BC-AXB-100/SB-BN	237.50	285.00

H₂ECO*
FR-FLEXI/5-PLA
(2 are required)



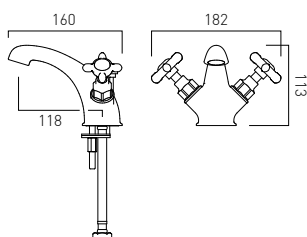
B&C
CO

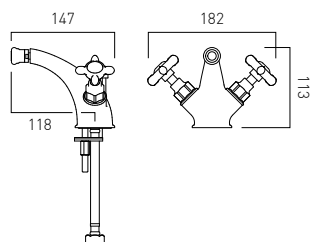
Axbridge
mono basin mixer
deck mounted
with pop-up waste
cross handles
with water flow straightener
cold ceramic cartridge FL-501-RTC
hot ceramic cartridge FL-501-LTC
2 x 1/2" 400mm flexipipe connections
deck mount drill hole diameter 35mm
minimum operating pressure 0.2 bar LP

chrome / cross	£ ex-vat	£ inc-vat
BC-AXB-100-CP	208.33	250.00

nickel / cross	£ ex-vat	£ inc-vat
BC-AXB-100-BN	250.00	300.00

H₂ECO*
FR-FLEXI/5-PLA
(2 are required)

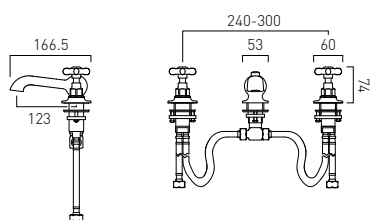




B&C_o

Axbridge
mono bidet mixer
deck mounted
with pop-up waste
cross handles
with water flow straightener
cold ceramic cartridge FL-501-RTC
hot ceramic cartridge FL-501-LTC
2 x 1/2" 400mm flexipipe connections
deck mount drill hole diameter 35mm
minimum operating pressure 0.2 bar LP

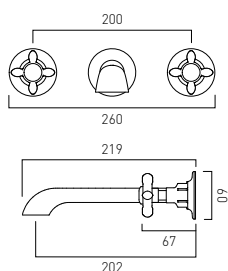
	£ ex-vat	£ inc-vat
chrome / cross BC-AXB-110-CP	225.00	270.00
nickel / cross BC-AXB-110-BN	266.67	320.00
H₂ECO® FR-FLEXI/5-PLA (2 are required)	8.33	10.00



B&C_o

Axbridge
3 hole basin mixer
deck mounted
with pop-up waste
cross handles
with water flow straightener
cold ceramic cartridge FL-501-RTC
hot ceramic cartridge FL-501-LTC
4 x 1/2" 400mm flexipipe connections
deck mount drill hole diameter 32mm
minimum operating pressure 0.2 bar LP

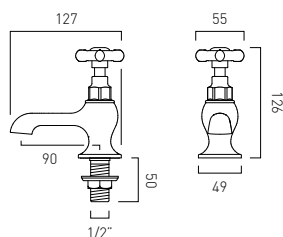
	£ ex-vat	£ inc-vat
chrome / cross BC-AXB-101-CP	358.33	430.00
nickel / cross BC-AXB-101-BN	425.00	510.00
H₂ECO® FR-FLEXI/5-PLA (2 are required)	8.33	10.00



B&C_o

Axbridge
3 hole basin mixer
wall mounted
cross handles
with water flow straightener
cold ceramic cartridge FL-501-RTC
hot ceramic cartridge FL-501-LTC
2 x 1/2" inlets
min-max wall mount 56-81mm
minimum operating pressure 0.2 bar LP

	£ ex-vat	£ inc-vat
chrome / cross BC-AXB-109-CP	358.33	430.00
nickel / cross BC-AXB-109-BN	425.00	510.00
H₂ECO® FR-106/6-PLA	8.33	10.00



B&C_o

Axbridge
basin pillar taps
deck mounted
cross handles
with water flow straightener
cold ceramic cartridge FL-501-RTC
hot ceramic cartridge FL-501-LTC
1/2" threaded tail connections
deck mount drill hole diameter 22mm
minimum operating pressure 0.2 bar LP

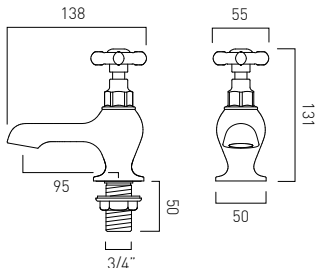
	£ ex-vat	£ inc-vat
chrome / cross BC-AXB-106-CP	183.33	220.00
nickel / cross BC-AXB-106-BN	225.00	270.00
H₂ECO® FR-106/5-PLA (2 are required)	8.33	10.00



B&C
CO

Axbridge
bath pillar taps
deck mounted
cross handles
with water flow straightener
cold ceramic cartridge FL-511-RTC
hot ceramic cartridge FL-511-LTC
3/4" threaded tail connections
deck mount drill hole diameter 27mm
minimum operating pressure 0.2 bar LP

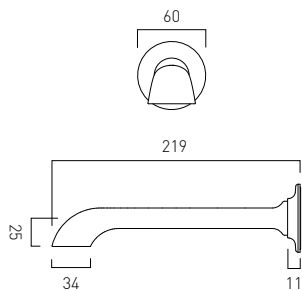
chrome / cross	£ ex-vat	£ inc-vat
BC-AXB-136-CP	225.00	270.00
nickel / cross		
BC-AXB-136-BN	266.67	320.00



B&C
CO

Axbridge
bath spout
wall mounted
with water flow straightener
1/2" inlet
minimum operating pressure 1.0 bar MP

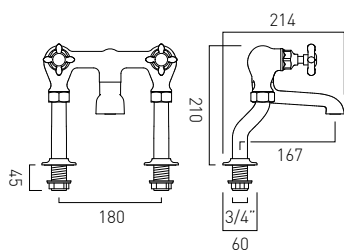
chrome	£ ex-vat	£ inc-vat
BC-AXB-140-CP	91.67	110.00
nickel		
BC-AXB-140-BN	108.33	130.00



B&C
CO

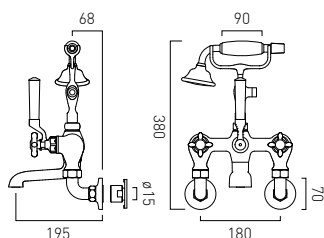
Axbridge
exposed bath filler
cross handles
deck mounted
with water flow straightener
cold ceramic cartridge FL-511-RTC
hot ceramic cartridge FL-511-LTC
2 x 3/4" 45mm male threaded connections
deck mount drill hole diameter 27mm
minimum operating pressure 1.0 bar MP

chrome / cross	£ ex-vat	£ inc-vat
BC-AXB-137-CP	433.33	520.00
nickel / cross		
BC-AXB-137-BN	516.67	620.00





B&C



Axbridge
exposed bath shower mixer
cross handles
wall mounted
with water flow straightener
with single function shower kit
cold ceramic cartridge FL-511-RTC
hot ceramic cartridge FL-511-LTC
easy-fit brackets included
minimum operating pressure 1.0 bar MP

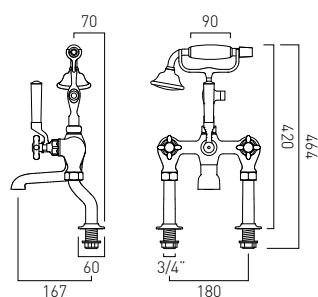
chrome / cross	£ ex-vat	£ inc-vat
BC-AXB-120-CP	516.67	620.00
nickel / cross		
BC-AXB-120-BN	600.00	720.00

F

BOOTH & Co.




B&C

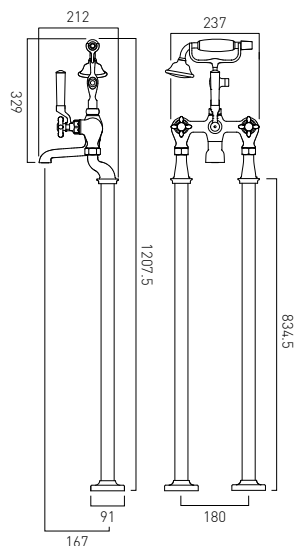


Axbridge
exposed bath shower mixer
cross handles
deck mounted
with water flow straightener
with single function shower kit
cold ceramic cartridge FL-511-RTC
hot ceramic cartridge FL-511-LTC
2 x 3/4" 45mm threaded connection on legs
deck mount drill hole diameter 28mm
minimum operating pressure 1.0 bar MP

chrome / cross	£ ex-vat	£ inc-vat
BC-AXB-131-CP	516.67	620.00
nickel / cross		
BC-AXB-131-BN	600.00	720.00



B&C



Axbridge
bath shower mixer
cross handles
floor mounted
with water flow straightener
with single function shower kit
cold ceramic cartridge FL-511-RTC
hot ceramic cartridge FL-511-LTC
2 x 3/4" female threaded connections
minimum operating pressure 1.0 bar MP

chrome / cross	£ ex-vat	£ inc-vat
BC-AXB-133-CP	979.17	1,175.00
nickel / cross		
BC-AXB-133-BN	1,145.83	1,375.00

PLEASE SEE PAGE 64 FOR
AXBRIDGE COORDINATING SHOWERS

PLEASE SEE PAGE 69 FOR
AXBRIDGE COORDINATING ACCESSORIES

HANDLE
OPTIONS



CROSS

AXB-1

page 54



LEVER

AXB-2

page 58

LEVER
Chrome

Boasting smooth and perfectly contoured, ceramic lever handles in dove white, the Axbridge lever collection allows you to appreciate and experience the quality with every use.

LEVER
Nickel

A coalescence of artistry and heritage, the Axbridge lever handles' authentic, crackled finish and smooth, contoured form ensures a distinct vintage appeal.

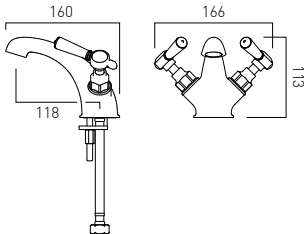
NEW



B&C
CO

Axbridge
mono basin mixer
deck mounted, smooth bodied
lever handles
with water flow straightener
cold ceramic cartridge FL-501-RTC
hot ceramic cartridge FL-501-LTC
2 x 1/2" x 400mm flexipipe connections
deck mount drill hole diameter 35mm
minimum operating pressure 0.2 bar LP

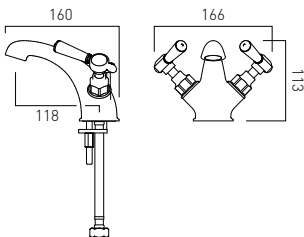
chrome / lever	£ ex-vat	£ inc-vat
BC-AXB-200/SB-CP	204.17	245.00
nickel / lever	£ ex-vat	£ inc-vat
BC-AXB-200/SB-BN	245.83	295.00
H₂ECO* FR-FLEXI/5-PLA (2 are required)		

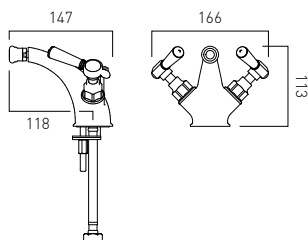


B&C
CO

Axbridge
mono basin mixer
deck mounted
with pop-up waste
lever handles
with water flow straightener
cold ceramic cartridge FL-501-RTC
hot ceramic cartridge FL-501-LTC
2 x 1/2" 400mm flexipipe connections
deck mount drill hole diameter 35mm
minimum operating pressure 0.2 bar LP

chrome / lever	£ ex-vat	£ inc-vat
BC-AXB-200-CP	216.67	260.00
nickel / lever		
BC-AXB-200-BN	258.33	310.00
H₂ECO* FR-FLEXI/5-PLA (2 are required)		
	8.33	10.00

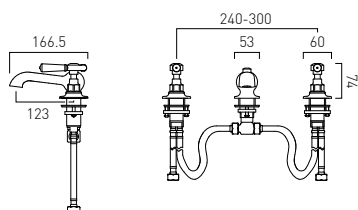




B&C_O

Axbridge
mono bidet mixer
deck mounted
with pop-up waste
lever handles
with water flow straightener
cold ceramic cartridge FL-501-RTC
hot ceramic cartridge FL-501-LTC
2 x 1/2" 400mm flexipipe connections
deck mount drill hole diameter 35mm
minimum operating pressure 0.2 bar LP

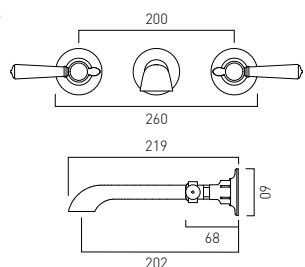
chrome / lever BC-AXB-210-CP	£ ex-vat 233.33	£ inc-vat 280.00
nickel / lever BC-AXB-210-BN	275.00	330.00
H₂ECO® FR-FLEXI/5-PLA (2 are required)	8.33	10.00



B&C_O

Axbridge
3 hole basin mixer
deck mounted
with pop-up waste
lever handles
with water flow straightener
cold ceramic cartridge FL-501-RTC
hot ceramic cartridge FL-501-LTC
4 x 1/2" 400mm flexipipe connections
deck mount drill hole diameter 32mm
minimum operating pressure 0.2 bar LP

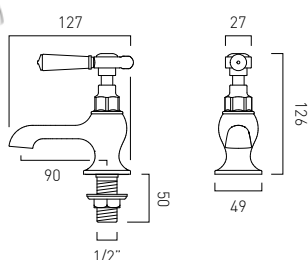
chrome / lever BC-AXB-201-CP	£ ex-vat 366.67	£ inc-vat 440.00
nickel / lever BC-AXB-201-BN	433.33	520.00
H₂ECO® FR-FLEXI/5-PLA (2 are required)	8.33	10.00



B&C_O

Axbridge
3 hole basin mixer
wall mounted
lever handles
with water flow straightener
cold ceramic cartridge FL-501-RTC
hot ceramic cartridge FL-501-LTC
2 x 1/2" inlets
min-max wall mount 56-81mm
minimum operating pressure 0.2 bar LP

chrome / lever BC-AXB-209-CP	£ ex-vat 366.67	£ inc-vat 440.00
nickel / lever BC-AXB-209-BN	433.33	520.00
H₂ECO® FR-106/6-PLA	8.33	10.00



B&C_O

Axbridge
basin pillar taps
deck mounted
lever handles
with water flow straightener
cold ceramic cartridge FL-501-RTC
hot ceramic cartridge FL-501-LTC
1/2" threaded tail connections
deck mount drill hole diameter 22mm
minimum operating pressure 0.2 bar LP

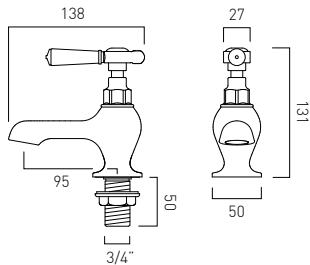
chrome / lever BC-AXB-206-CP	£ ex-vat 191.67	£ inc-vat 230.00
nickel / lever BC-AXB-206-BN	233.33	280.00
H₂ECO® FR-106/5-PLA (2 are required)	8.33	10.00



B&C
Co

Axbridge
bath pillar taps
deck mounted
lever handles
with water flow straightener
cold ceramic cartridge FL-511-RTC
hot ceramic cartridge FL-511-LTC
3/4" threaded tail connections
deck mount drill hole diameter 27mm
minimum operating pressure 0.2 bar LP

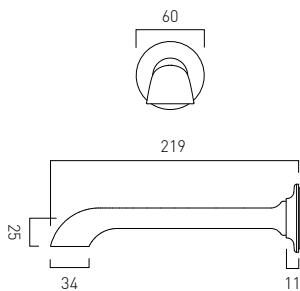
chrome / lever	£ ex-vat	£ inc-vat
BC-AXB-236-CP	233.33	280.00
nickel / lever		
BC-AXB-236-BN	275.00	330.00



B&C
Co

Axbridge
bath spout
wall mounted
with water flow straightener
1/2" inlet
minimum operating pressure 1.0 bar MP

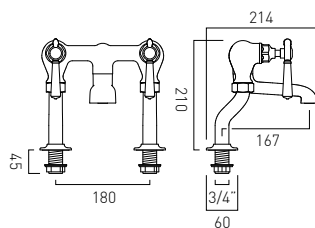
chrome	£ ex-vat	£ inc-vat
BC-AXB-140-CP	91.67	110.00
nickel		
BC-AXB-140-BN	108.33	130.00

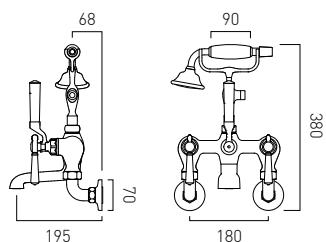


B&C
Co

Axbridge
exposed bath filler
lever handles
deck mounted
with water flow straightener
cold ceramic cartridge FL-511-RTC
hot ceramic cartridge FL-511-LTC
2 x 3/4" 45mm male threaded connections
deck mount drill hole diameter 27mm
minimum operating pressure 1.0 bar MP

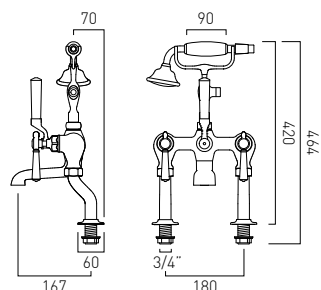
chrome / lever	£ ex-vat	£ inc-vat
BC-AXB-237-CP	450.00	540.00
nickel / lever		
BC-AXB-237-BN	533.33	640.00



B&C
Co

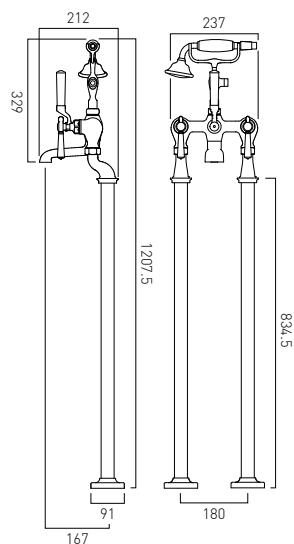
Axbridge
exposed bath shower mixer
lever handles
wall mounted
with water flow straightener
with single function shower kit
cold ceramic cartridge FL-511-RTC
hot ceramic cartridge FL-511-LTC
easy-fit brackets included
minimum operating pressure 1.0 bar MP

chrome / lever	£ ex-vat	£ inc-vat
BC-AXB-220-CP	533.33	640.00
nickel / lever		
BC-AXB-220-BN	616.67	740.00

B&C
Co

Axbridge
exposed bath shower mixer
lever handles
deck mounted
with water flow straightener
with single function shower kit
cold ceramic cartridge FL-511-RTC
hot ceramic cartridge FL-511-LTC
2 x 3/4" 45mm threaded connection on legs
deck mount drill hole diameter 28mm
minimum operating pressure 1.0 bar MP

chrome / lever	£ ex-vat	£ inc-vat
BC-AXB-231-CP	533.33	640.00
nickel / lever		
BC-AXB-231-BN	616.67	740.00

B&C
Co

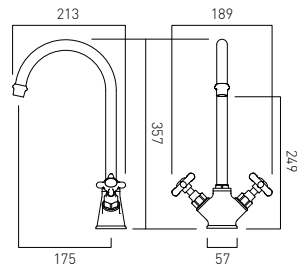
Axbridge
bath shower mixer
lever handles
floor mounted
with water flow straightener
with single function shower kit
cold ceramic cartridge FL-511-RTC
hot ceramic cartridge FL-511-LTC
2 x 3/4" female threaded connections
minimum operating pressure 1.0 bar MP

chrome / lever	£ ex-vat	£ inc-vat
BC-AXB-233-CP	995.83	1,195.00
nickel / lever		
BC-AXB-233-BN	1,162.50	1,395.00

PLEASE SEE PAGE 64 FOR
AXBRIDGE COORDINATING SHOWERS

PLEASE SEE PAGE 69 FOR
AXBRIDGE COORDINATING ACCESSORIES

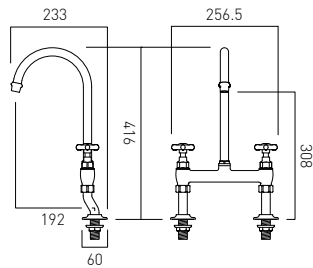




B&C
Co

AxBridge
mono kitchen mixer
deck mounted
with swivel spout
cross handles
with water flow straightener
hot ceramic cartridge FL-501-LTC
cold ceramic cartridge FL-501-RTC
2 x 1/2" 400mm flexipipe connections
deck mount drill hole diameter 35mm
minimum operating pressure 0.2 bar LP

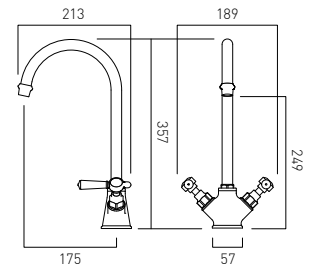
chrome / cross	£ ex-vat	£ inc-vat
BC-AXB-150-CP	258.33	310.00
nickel / cross		
BC-AXB-150-BN	325.00	390.00
H₂ECO®		
FR-FLEXI/8-PLA	8.33	10.00
(2 are required)		



B&C
Co

AxBridge
bridge kitchen mixer
pillar mounted
cross handles
with water flow straightener
cold ceramic cartridge FL-501-RTC
hot ceramic cartridge FL-501-LTC
2 x 1/2" threaded inlet
deck mount drill hole diameter 22mm
minimum operating pressure 0.2 bar LP

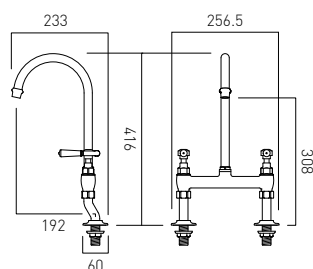
chrome / cross	£ ex-vat	£ inc-vat
BC-AXB-153-CP	341.67	410.00
nickel / cross		
BC-AXB-153-BN	425.00	510.00
H₂ECO®		
2 x 6 l/m flow regulator fitted as standard		



B&C
Co

AxBridge
mono kitchen mixer
deck mounted
with swivel spout
lever handles
with water flow straightener
hot ceramic cartridge FL-501-LTC
cold ceramic cartridge FL-501-RTC
2 x 1/2" 400mm flexipipe connections
deck mount drill hole diameter 35mm
minimum operating pressure 0.2 bar LP

chrome / lever	£ ex-vat	£ inc-vat
BC-AXB-250-CP	266.67	320.00
nickel / lever		
BC-AXB-250-BN	333.33	400.00
H₂ECO®		
FR-FLEXI/8-PLA	8.33	10.00
(2 are required)		



B&C
Co

AxBridge
bridge kitchen mixer
deck mounted
with swivel spout
lever handles
with water flow straightener
hot ceramic cartridge FL-501-LTC
cold ceramic cartridge FL-501-RTC
2 x 1/2" threaded inlet
deck mount drill hole diameter 22mm
minimum operating pressure 0.2 bar LP

chrome / lever	£ ex-vat	£ inc-vat
BC-AXB-253-CP	350.00	420.00
nickel / lever		
BC-AXB-253-BN	433.33	520.00
H₂ECO®		
2 x 6 l/m flow regulator fitted as standard		



BOOTH & Co.
ENGLAND

AXBRIDGE
SHOWERING
Chrome

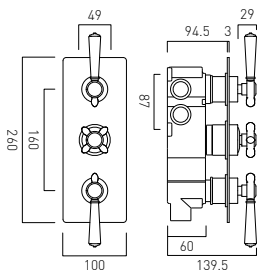
Using the latest in thermostatic technology, the Axbridge showering collection combines contoured shapes with a cultured chrome appeal to promise an experience of unrivalled luxury.

AXBRIDGE
SHOWERING
Nickel

Embracing a warm, nickel finish, ergonomic handles and crackled ceramics, the Axbridge showering collection uses the latest in thermostatic technology to guarantee an enriched showering experience.



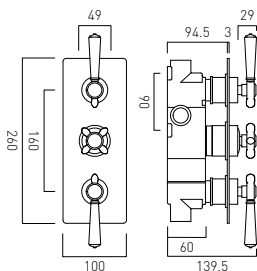
Axbridge Showers



B&C
Co

Axbridge
3 outlet 3 handle thermostatic shower valve
wall mounted
thermostatic cartridge V-701-34S
flow cartridge 1 x FL-301-RTC
diverter cartridge 1 x FL-805-33/2X
2 x 3/4" female inlets
3 x 3/4" female outlets
includes 3/4" - 1/2" adaptors
supplied with mortar/tile guard
min-max wall mount 75-100mm
minimum operating pressure
0.2 bar LP (shower) 1.0 bar MP (bath)

chrome	£ ex-vat	£ inc-vat
BC-AXB-128/3-CP	745.83	895.00
nickel		
BC-AXB-128/3-BN	875.00	1,050.00



B&C
Co

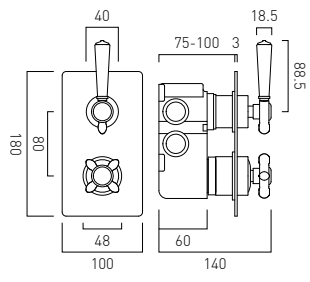
Axbridge
2 outlet 3 handle thermostatic shower valve
wall mounted
thermostatic cartridge V-701-34S
flow cartridge 2 x FL-301-RTC
2 x 3/4" female inlets
2 x 3/4" female outlets
includes 3/4" - 1/2" adaptors
supplied with mortar/tile guard
min-max wall mount 75-100mm
minimum operating pressure
0.2 bar LP (shower) 1.0 bar MP (bath)

chrome	£ ex-vat	£ inc-vat
BC-AXB-128/2-CP	708.33	850.00
nickel		
BC-AXB-128/2-BN	829.17	995.00





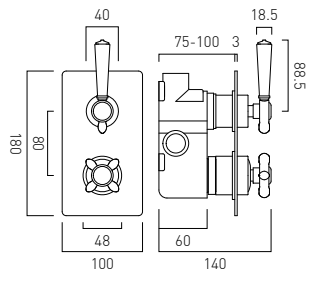
Axbridge Showers



B&C
CO

Axbridge
2 outlet 2 handle thermostatic shower valve
wall mounted
thermostatic cartridge V-701-34S
diverter cartridge 1 x FL-805-33/2X
2 x 3/4" female inlets
2 x 3/4" female outlets
includes 3/4" - 1/2" adaptors
supplied with mortar/tile guard
min-max wall mount 75-100mm
minimum operating pressure
0.2 bar LP (shower) 1.0 bar MP (bath)

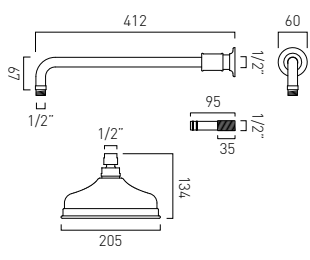
chrome	£ ex-vat	£ inc-vat
BC-AXB-148/2-CP	662.50	795.00
nickel		
BC-AXB-148/2-BN	791.67	950.00



B&C
CO

Axbridge
1 outlet 2 handle thermostatic shower valve
wall mounted
thermostatic cartridge V-701-34S
flow cartridge FL-301-RTC
2 x 3/4" female inlets
1 x 3/4" female outlet
includes 3/4" - 1/2" adaptors
supplied with mortar/tile guard
min-max wall mount 75-100mm
minimum operating pressure
0.2 bar LP (shower) 1.0 bar MP (bath)

chrome	£ ex-vat	£ inc-vat
BC-AXB-148-CP	562.50	675.00
nickel		
BC-AXB-148-BN	708.33	850.00

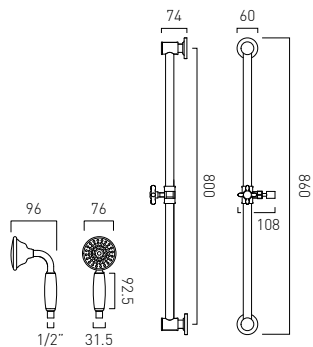


B&C
CO

Axbridge
round shower head with shower arm
wall mounted
200mm (8") shower head
1/2" threaded inlet
minimum operating pressure 0.2 bar LP

chrome	£ ex-vat	£ inc-vat
BC-AXB-HEAD/SA-CP	245.83	295.00
nickel		
BC-AXB-HEAD/SA-BN	312.50	375.00
H2ECO*		
FR-SHOWER/9-PLA	8.33	10.00

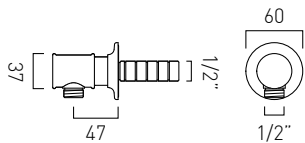
B&C_o



Axbridge
slide rail shower kit
with single function handset
with 150cm shower hose
minimum operating pressure 0.2 bar LP

	£ ex-vat	£ inc-vat
chrome BC-AXB-SFSRK-CP	312.50	375.00
nickel BC-AXB-SFSRK-BN	366.67	440.00

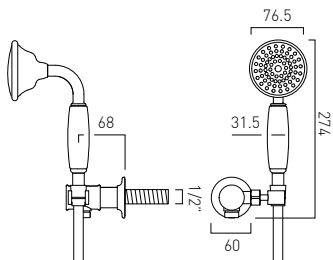
B&C_o



Axbridge
wall outlet
1/2" threaded inlet
1/2" threaded outlet
minimum operating pressure 0.2 bar LP

	£ ex-vat	£ inc-vat
chrome BC-AXB-OUTLET-CP	79.17	95.00
nickel BC-AXB-OUTLET-BN	87.50	105.00

B&C_o



Axbridge
single function mini shower kit
wall mounted
with 150cm shower hose
and bracket with integrated outlet
1/2" inlet
minimum operating pressure 0.2 bar LP

	£ ex-vat	£ inc-vat
chrome BC-AXB-SFMKW0-CP	200.00	240.00
nickel BC-AXB-SFMKW0-BN	245.83	295.00

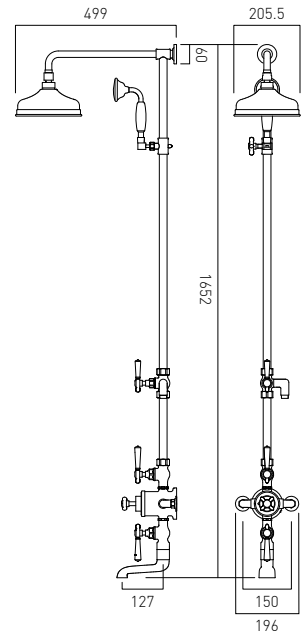


Axbridge Showers



Axbridge Showers

B&C
CO

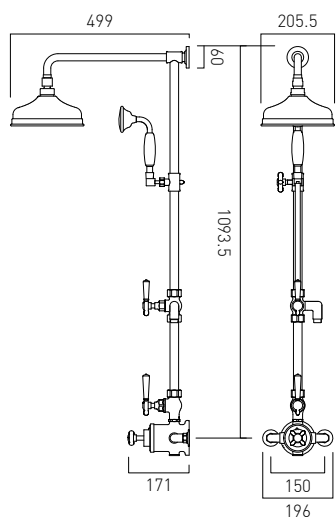


Axbridge
3 outlet exposed shower column with bath filler
wall mounted
with shower kit
with water flow straightener
integrated diverter
with 200mm (8") shower head
single function shower handset
thermostatic cartridge V-702-34S
ceramic cartridge FL-511-LTC
ceramic cartridge FL-511-RTC
minimum operating pressure 1.0 bar MP

chrome	£ ex-vat	£ inc-vat
BC-AXB-123/RRK-CP	1,541.67	1,850.00
nickel		
BC-AXB-123/RRK-BN	1,875.00	2,250.00



B&C
CO



Axbridge
2 outlet exposed shower column
wall mounted
with water flow straightener
integrated diverter
with 200mm (8") shower head
single function shower handset
thermostatic cartridge V-702-34S
ceramic cartridge FL-511-LTC
minimum operating pressure 1.0 bar MP

chrome	£ ex-vat	£ inc-vat
BC-AXB-149/RRK-CP	1,375.00	1,650.00
nickel		
BC-AXB-149/RRK-BN	1,708.33	2,050.00





BOOTH & Co.
ENGLAND

AXBRIDGE ACCESSORIES

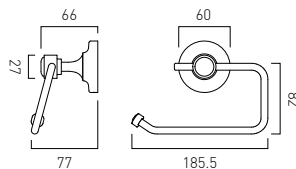
Chrome

With intricate detailing and immaculate, dove white ceramics, the Axbridge accessory collection will provide your bathroom with a luxurious finishing touch.

AXBRIDGE ACCESSORIES

Nickel

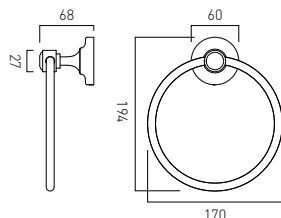
Boasting crackled, ceramic forms and an alluring antique glow, the Axbridge accessory collection offers a harmonised, statement appearance for the modern classic home.



B&C
CO

Axbridge
paper holder
wall mounted

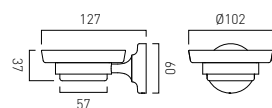
	chrome	£ ex-vat	£ inc-vat
BC-AXB-180-CP		58.33	70.00
nickel			
BC-AXB-180-BN		66.67	80.00



B&C
CO

Axbridge
towel ring
wall mounted

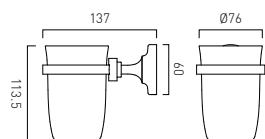
	chrome	£ ex-vat	£ inc-vat
BC-AXB-181-CP		62.50	75.00
nickel			
BC-AXB-181-BN		70.83	85.00



B&C
CO

Axbridge
ceramic soap dish and holder
wall mounted

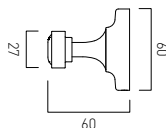
	chrome	£ ex-vat	£ inc-vat
BC-AXB-182-CP		66.67	80.00
nickel			
BC-AXB-182-BN		75.00	90.00



B&C
CO

Axbridge
ceramic tumbler and holder
wall mounted

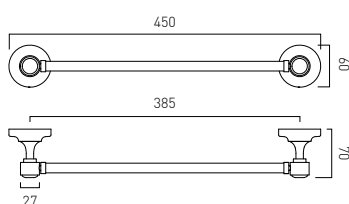
	£ ex-vat	£ inc-vat
chrome BC-AXB-183-CP	70.83	85.00
nickel BC-AXB-183-BN	79.17	95.00



B&C
CO

Axbridge
robe hook
wall mounted

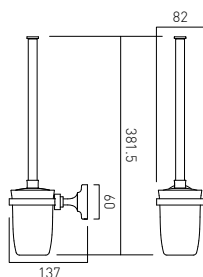
	£ ex-vat	£ inc-vat
chrome BC-AXB-186-CP	41.67	50.00
nickel BC-AXB-186-BN	50.00	60.00



B&C
CO

Axbridge
towel rail
wall mounted
450mm (18")

	£ ex-vat	£ inc-vat
chrome BC-AXB-184-45-CP	87.50	105.00
nickel BC-AXB-184-45-BN	104.17	125.00



B&C
CO

Axbridge
toilet brush and ceramic holder
wall mounted

	£ ex-vat	£ inc-vat
chrome BC-AXB-188-CP	104.17	125.00
nickel BC-AXB-188-BN	116.67	140.00

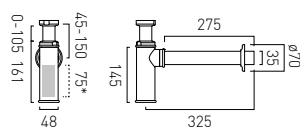


Axbridge Accessories



BOOTH & Co.
ENGLAND

NEW



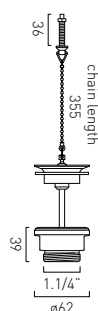
*75mm water trap seal

B&C

Axbridge
bottle trap
35mm x 300mm pipe connections
min-max vertical adjustment 45-150mm
to outlet centre

chrome	£ ex-vat	£ inc-vat
BC-AXB-461-CP	75.00	90.00
nickel	£ ex-vat	£ inc-vat
BC-AXB-461-BN	141.67	170.00

NEW



B&C

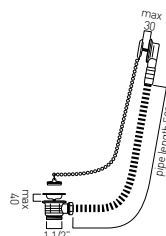
Axbridge
basin waste, metal plug and chain
1.1/4" connection
35mm of usable length of thread on the stud
Suitable for slotted and unslotted basins

chrome	£ ex-vat	£ inc-vat
BC-AXB-398-CP	58.33	70.00
nickel	£ ex-vat	£ inc-vat
BC-AXB-398-BN	91.67	110.00

B&C

Axbridge
stowaway bath waste
metal plug and chain
1.1/2" x 15mm threaded connections

chrome	£ ex-vat	£ inc-vat
PEX-KITB-STOW-C/P	33.33	40.00
nickel	£ ex-vat	£ inc-vat
BC-KITB-STOW-BN	50.00	60.00

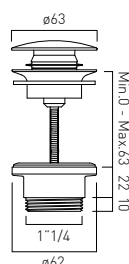


BC-KITB-STOW-BN

B&C

Axbridge
universal basin waste
for slotted and un-slotted basins
clac-clac operation
easily converts into a free-flow waste using
the free-flow mechanism supplied in the box
(WG-395-FF-PLA)

chrome	£ ex-vat	£ inc-vat
WG-395-C/P	58.33	70.00
nickel	£ ex-vat	£ inc-vat
BC-395-BN	91.67	110.00



See page 137 for
white ceramic basin waste cover.

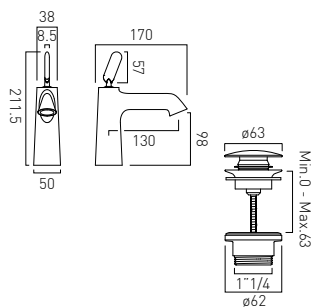


Arrondi®



CONRAN AND
PARTNERS



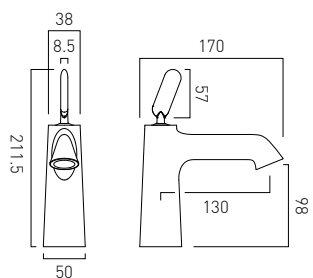


mono basin mixer
single lever
deck mounted
smooth bodied
with universal basin waste
with water flow aerator
ceramic cartridge K-001-J25
deck mount drill hole diameter 35mm
minimum operating pressure 1.0 bar MP

chrome	£ ex-vat	£ inc-vat
ARR-100/CC-CP	341.67	410.00

H₂ECO®

5 l/m flow regulator fitted as standard

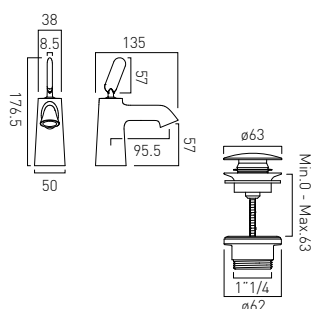


mono basin mixer
single lever
deck mounted
smooth bodied
without universal basin waste
with water flow aerator
ceramic cartridge K-001-J25
deck mount drill hole diameter 35mm
minimum operating pressure 1.0 bar MP

chrome	£ ex-vat	£ inc-vat
ARR-100/SB-CP	329.17	395.00

H₂ECO®

5 l/m flow regulator fitted as standard

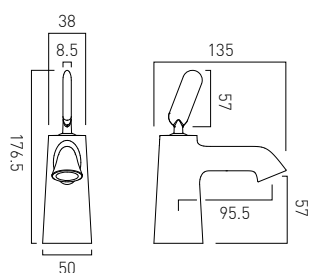


mini mono basin mixer
single lever
deck mounted
smooth bodied
with universal basin waste
with water flow aerator
ceramic cartridge K-001-J25
deck mount drill hole diameter 35mm
minimum operating pressure 1.0 bar MP

chrome	£ ex-vat	£ inc-vat
ARR-100M/CC-CP	320.83	385.00

H₂ECO®

5 l/m flow regulator fitted as standard

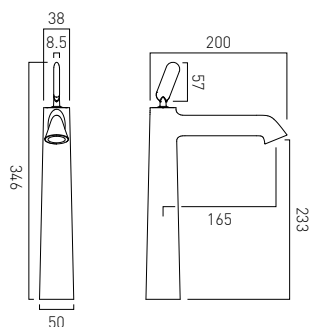


mini mono basin mixer
single lever
deck mounted
smooth bodied
without universal basin waste
with water flow aerator
ceramic cartridge K-001-J25
deck mount drill hole diameter 35mm
minimum operating pressure 1.0 bar MP

chrome	£ ex-vat	£ inc-vat
ARR-100M/SB-CP	308.33	370.00

H₂ECO®

5 l/m flow regulator fitted as standard

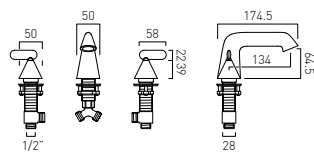


extended mono basin mixer
single lever
deck mounted
smooth bodied
without universal basin waste
with water flow aerator
ceramic cartridge K-001-J25
deck mount drill hole diameter 35mm
minimum operating pressure 1.0 bar MP

chrome	£ ex-vat	£ inc-vat
ARR-100E/SB-CP	437.50	525.00

H₂ECO®

5 l/m flow regulator fitted as standard

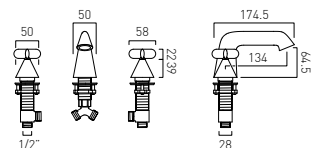


3 hole basin mixer, lever handles
deck mounted with fixed spout
without pop-up waste, with water flow aerator
1/2" ceramic disc 1/4 turn valves
cold ceramic cartridge FL-202-LTC
hot ceramic cartridge FL-202-RTC
2 x 1/2" x 1/2" 300mm flexipipe connections
1/2" male x 1/2" male x 1/2" female T connection
spout deck mount drill hole diameter 30mm
valve deck mount drill hole diameter 30mm
minimum operating pressure 1.0 bar MP

chrome £ ex-vat £ inc-vat
ARR-101-CP 520.83 625.00

H₂ECO®

5 l/m flow regulator fitted as standard

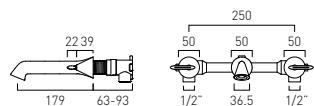


3 hole basin mixer, cross handles
deck mounted with fixed spout
without pop-up waste, with water flow aerator
1/2" ceramic disc 1/4 turn valves
cold ceramic cartridge FL-202-LTC
hot ceramic cartridge FL-202-RTC
2 x 1/2" x 1/2" 300mm flexipipe connections
1/2" male x 1/2" male x 1/2" female T connection
spout deck mount drill hole diameter 30mm
valve deck mount drill hole diameter 30mm
minimum operating pressure 1.0 bar MP

chrome £ ex-vat £ inc-vat
ARR-201-CP 520.83 625.00

H₂ECO®

5 l/m flow regulator fitted as standard

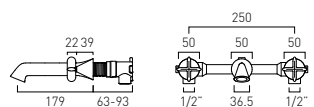


3 hole basin mixer, lever handles
wall mounted
with water flow aerator
cold ceramic cartridge FL-203-LTC
hot ceramic cartridge FL-203-RTC
two part cartridges ensure perfect alignment of
handle and shroud
2 x 1/2" female connections
min-max wall mount 63-93mm
minimum operating pressure 1.0 bar MP

chrome £ ex-vat £ inc-vat
ARR-109-CP 520.83 625.00

H₂ECO®

5 l/m flow regulator fitted as standard

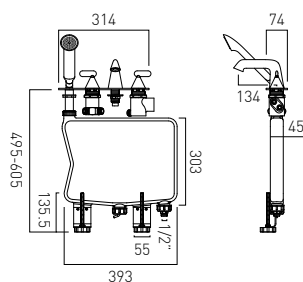


3 hole basin mixer, cross handles
wall mounted
with water flow aerator
cold ceramic cartridge FL-203-LTC
hot ceramic cartridge FL-203-RTC
two part cartridges ensure perfect alignment of
handle and shroud
2 x 1/2" female connections
min-max wall mount 63-93mm
minimum operating pressure 1.0 bar MP

chrome £ ex-vat £ inc-vat
ARR-209-CP 520.83 625.00

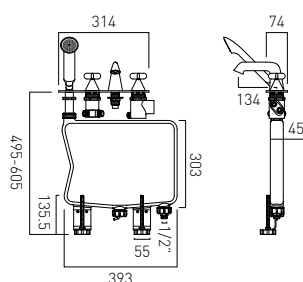
H₂ECO®

5 l/m flow regulator fitted as standard



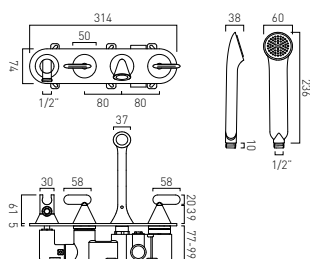
4 hole bath shower mixer
lever handles, deck mounted
with fixed spout
with shower kit
with water flow straightener
thermostatic cartridge V-704-34S
diverter cartridge FL-801-33/2SX
1/2" 700mm flexipipe with right angle connection
braided shower hose
2 x 400 1/2" female flexipipe connectors to valve
valve deck mount drill hole 48mm
diverter deck mount drill hole 48mm
spout and handset deck mount drill hole 30mm
bath deck thickness (1-18mm)
minimum operating pressure 3.0 bar HP

chrome	£ ex-vat	£ inc-vat
ARR-132T-CP	995.83	1,195.00
H2ECO®		
FR-SHOWER/9-C/P	13.33	16.00



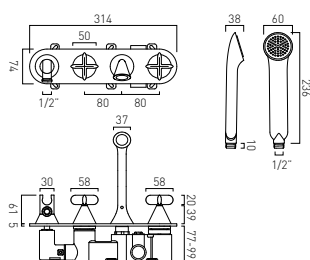
4 hole bath shower mixer
cross handles, deck mounted
with fixed spout
with shower kit
with water flow straightener
thermostatic cartridge V-704-34S
diverter cartridge FL-801-33/2SX
1/2" 700mm flexipipe with right angle connection
braided shower hose
2 x 400 1/2" female flexipipe connectors to valve
valve deck mount drill hole 48mm
diverter deck mount drill hole 48mm
spout and handset deck mount drill hole 30mm
bath deck thickness (1-18mm)
minimum operating pressure 3.0 bar HP

chrome	£ ex-vat	£ inc-vat
ARR-232T-CP	995.83	1,195.00
H2ECO®		
FR-SHOWER/9-C/P	13.33	16.00



concealed thermostatic bath shower mixer with
integrated single function mini kit
lever handles
wall mounted
with water flow straightener
thermostatic cartridge V-704-34S
diverter cartridge FL-801-33/2SX
2 x 3/4" female inlets
includes 3/4" - 1/2" adaptors
supplied with mortar/tile guard
min-max wall mount 79.5-101.5mm
minimum operating pressure 1.0 bar MP

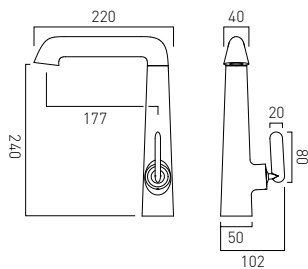
chrome	£ ex-vat	£ inc-vat
TAB-223T/WO-ARR-CP	1,054.17	1,265.00
H2ECO®		
FR-FLEXI/9-PLA	8.33	10.00



concealed thermostatic bath shower mixer with
integrated single function mini kit
cross handles
wall mounted
with water flow straightener
thermostatic cartridge V-704-34S
diverter cartridge FL-801-33/2SX
2 x 3/4" female inlets
includes 3/4" - 1/2" adaptors
supplied with mortar/tile guard
min-max wall mount 79.5-101.5mm
minimum operating pressure 1.0 bar MP

chrome	£ ex-vat	£ inc-vat
TAB-223T/WO-ARR-CP	1,054.17	1,265.00
H2ECO®		
FR-FLEXI/9-PLA	8.33	10.00

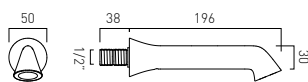




mono kitchen mixer
single lever
deck mounted
with swivel spout
with water flow aerator
ceramic cartridge K-001-N25
2 x 1/2" x 400mm flexipipe connections
deck mount drill hole diameter 35mm
minimum operating pressure 1.0 bar MP

chrome
ARR-150-CP

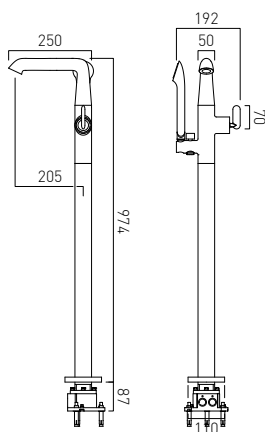
£ ex-vat £ inc-vat
412.50 495.00



bath spout
with water flow straightener
wall mounted
1/2" inlet
minimum operating pressure 0.2 bar LP

chrome
ARR-140-CP

£ ex-vat £ inc-vat
200.00 240.00



bath shower mixer
single lever
floor mounted
with water flow straightener
with single function shower kit
ceramic cartridge C-002-N35
2 x 1/2" female threaded connections
minimum operating pressure 1.5 bar MP

chrome
ARR-133-CP

£ ex-vat £ inc-vat
1,412.50 1,695.00

H2ECO®
FR-FLEXI/9-PLA

8.33 10.00

PLEASE SEE PAGE 170 FOR

ARRONDI COORDINATING SHOWERS

OMIKA

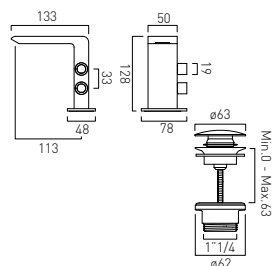
DESIGNED BY

globe.



Г

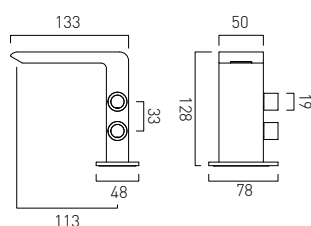
Omika



mono basin mixer
deck mounted
smooth bodied
with universal basin waste
water flow aerator
1/4 turn ceramic disc valves
2 x FL-401-RTC
2 x 1/2" 400mm flexipipe connections
deck mount drill hole diameter 35mm
minimum operating pressure 1.0 bar MP

chrome
OMI-100/CC-C/P
£ ex-vat 341.67
£ inc-vat 410.00

H₂ECO®
4 l/m flow regulator fitted as standard

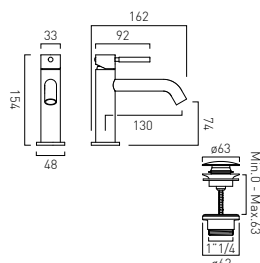


mono basin mixer
deck mounted
smooth bodied
without universal basin waste
water flow aerator
1/4 turn ceramic disc valves
2 x FL-401-RTC
2 x 1/2" 400mm flexipipe connections
deck mount drill hole diameter 35mm
minimum operating pressure 1.0 bar MP

chrome
OMI-100/SB-C/P
£ ex-vat 329.17
£ inc-vat 395.00

H₂ECO®
4 l/m flow regulator fitted as standard

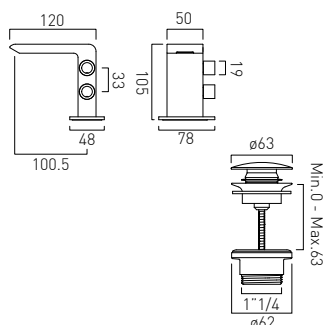
INDIVIDUAL
by VADO



slimline mono basin mixer
single lever
deck mounted
smooth bodied
with universal basin waste
with water flow aerator
ceramic cartridge C-010-N25
2 x 1/2" 400mm flexipipe connections
deck mount drill hole diameter 35mm
minimum operating pressure 1.0 bar MP

chrome
OMI-300/CC-CP
£ ex-vat 283.33
£ inc-vat 340.00

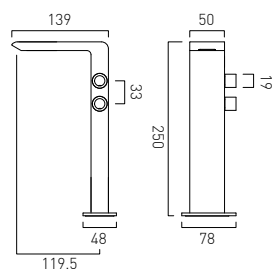
H₂ECO®
5 l/m flow regulator fitted as standard



mini mono basin mixer
deck mounted
smooth bodied
with universal basin waste
water flow aerator
1/4 turn ceramic disc valves
2 x FL-401-RTC
2 x 1/2" 400mm flexipipe connections
deck mount drill hole diameter 35mm
minimum operating pressure 1.0 bar MP

chrome
OMI-100M/CC-C/P
£ ex-vat 320.83
£ inc-vat 385.00

H₂ECO®
4 l/m flow regulator fitted as standard

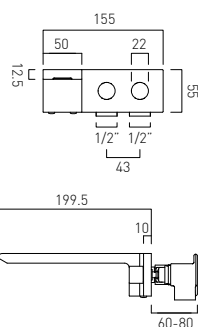


extended mono basin mixer
deck mounted
smooth bodied
without universal basin waste
water flow aerator
1/4 turn ceramic disc valves
2 x FL-401-RTC
2 x 1/2" 400mm flexipipe connections
deck mount drill hole diameter 35mm
minimum operating pressure 1.0 bar MP

chrome	£ ex-vat	£ inc-vat
OMI-100E/SB-C/P	437.50	525.00

H₂ECO®

4 l/m flow regulator fitted as standard



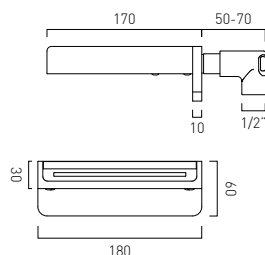
basin mixer
wall mounted
water flow aerator
1/4 turn ceramic disc valves
2 x FL-201-LTC
2 x 1/2" female inlets
min-max wall mount 60-80mm
minimum operating pressure 1.0 bar MP

chrome	£ ex-vat	£ inc-vat
OMI-109-C/P	520.83	625.00

H₂ECO®

4 l/m flow regulator fitted as standard

INDIVIDUAL
by VADO



waterfall bath spout
wall mounted
min-max wall mount 50-70mm
20mm wall mount depth adjustment
1/2" inlet
minimum operating pressure 1.0 bar MP

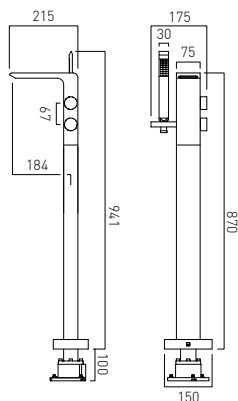
chrome	£ ex-vat	£ inc-vat
SYN-240/W-CP	395.83	475.00

INDIVIDUAL
by VADO

F

Omika

INDIVIDUAL
by VADO

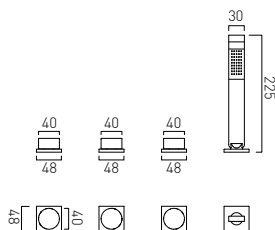



bath shower mixer
floor mounted
with Omika single function shower kit
quarter turn ceramic mix cartridge FL-601-33Q
ceramic diverter cartridge FL-803-33/2X
2 x 1/2" female threaded connections
clearance 850mm from floor to spout
minimum operating pressure 1.0 bar MP

chrome	£ ex-vat	£ inc-vat
OMI-133-C/P	1,412.50	1,695.00

H₂ECO®		
FR-FLEXI/8-PLA	8.33	10.00

INDIVIDUAL
by VADO

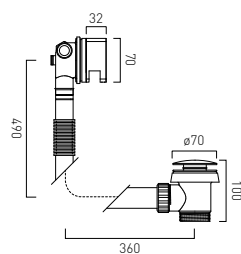


4 hole bath shower mixer
deck mounted
with Omika shower kit without spout
for use with bath filler waste and overflow
1/4 turn ceramic disc valves FL-301-RTC
FL-301-LTC
1 x 1/2" x 3/8" 200cm shower hose
2 x 3/4" x 3/4" 600mm flexipipe connections
ceramic diverter cartridge FL-803-33/2X
1mm - 40mm min-max bath thickness
deck mount drill hole diameter 35mm
minimum operating pressure 1.0 bar MP

chrome	£ ex-vat	£ inc-vat
OMI-135/NS-C/P	579.17	695.00

H₂ECO®		
FR-FLEXI/8-PLA	8.33	10.00

INDIVIDUAL
by VADO



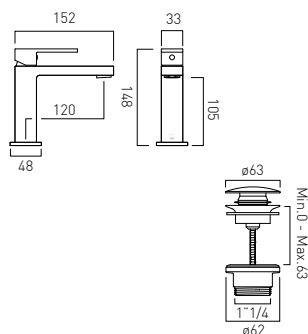
clic-clac bath filler waste and overflow
2 x 1/2" inlets (one is blanked off)
1.1/2" x 10mm threaded outlet connection
min-max overflow bath thickness 1mm-18mm
minimum operating pressure 1.0 bar MP

chrome	£ ex-vat	£ inc-vat
WG-81389/SQ-C/P	137.50	165.00

PLEASE SEE PAGE 173 FOR
OMIKA COORDINATING SHOWERS

PLEASE SEE PAGE 261 FOR
OMIKA COORDINATING ACCESSORIES



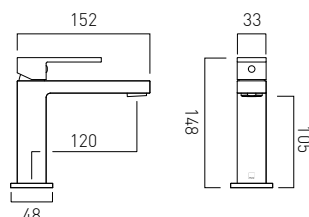


slimline mono basin mixer
single lever
deck mounted
smooth bodied
with universal basin waste
with water flow aerator
ceramic cartridge C-010-N25
2 x 1/2" 400mm flexipipe connections
deck mount drill hole diameter 35mm
minimum operating pressure 1.0 bar MP

chrome £ ex-vat £ inc-vat
NOT-200/CC-C/P 270.83 325.00

H₂ECO*

5 l/m flow regulator fitted as standard



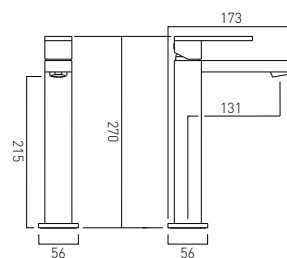
slimline mono basin mixer
single lever
deck mounted
smooth bodied
without universal basin waste
with water flow aerator
ceramic cartridge C-010-N25
2 x 1/2" 400mm flexipipe connections
deck mount drill hole diameter 35mm
minimum operating pressure 1.0 bar MP

chrome £ ex-vat £ inc-vat
NOT-200/SB-C/P 258.33 310.00

H₂ECO*

5 l/m flow regulator fitted as standard

INDIVIDUAL
by VADO

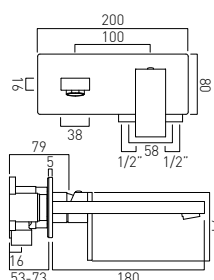
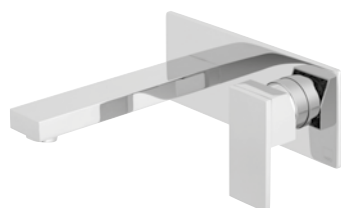


extended mono basin mixer
single lever
deck mounted
smooth bodied
without universal basin waste
with water flow aerator
ceramic cartridge CAR-K28A
2 x 1/2" 550mm flexipipe connections
deck mount drill hole diameter 35mm
minimum operating pressure 1.0 bar MP

chrome £ ex-vat £ inc-vat
NOT-100EF/SB-C/P 354.17 425.00

H₂ECO*

5 l/m flow regulator fitted as standard



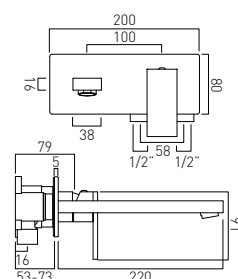
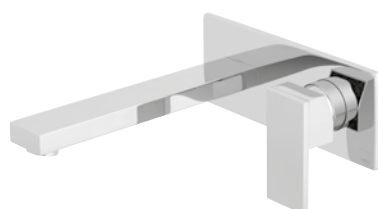
2 hole basin mixer
single lever
wall mounted
with rectangular backplate
with water flow aerator
ceramic cartridge CAR-K35B
2 x 1/2" inlets
min-max wall mount 53-73mm
minimum operating pressure 0.2 bar LP

chrome £ ex-vat £ inc-vat
NOT-109FS/A-C/P 395.83 475.00

H₂ECO*

5 l/m flow regulator fitted as standard

INDIVIDUAL
by VADO

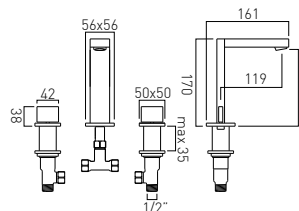
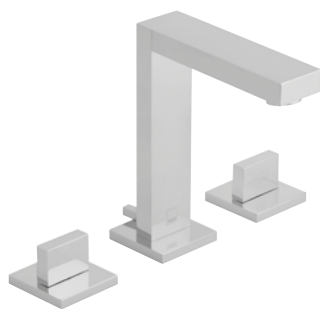


2 hole basin mixer with 220mm spout
single lever
wall mounted
with rectangular backplate
with water flow aerator
ceramic cartridge CAR-K35B
2 x 1/2" inlets
min-max wall mount 53-73mm
minimum operating pressure 0.2 bar LP

chrome £ ex-vat £ inc-vat
NOT-109FS/A-220-C/P 412.50 495.00

H₂ECO*

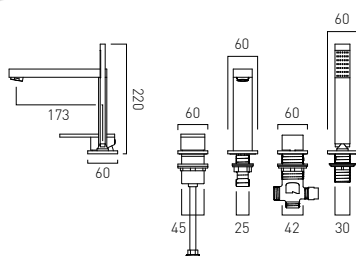
5 l/m flow regulator fitted as standard



3 hole basin mixer
with fixed spout
deck mounted
with optional pop-up waste
2 x 1/2" female x 1/2" female 600mm
flexipipe connections
valve deck mount drill hole diameter 34mm
spout deck mount drill hole diameter 20mm
cold ceramic cartridge C-501-RTC
hot ceramic cartridge C-501-LTC
minimum operating pressure 0.2 bar LP

chrome	£ ex-vat	£ inc-vat
NOT-101F-C/P	437.50	525.00

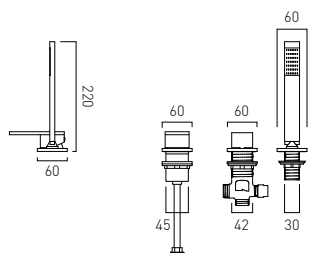
H2ECO®
5 l/m flow regulator fitted as standard



4 hole bath shower mixer
single lever, deck mounted
with fixed spout
with shower kit
with water flow aerator
diverter cartridge F-803-33/2X
ceramic cartridge CAR-KN40
2 x 3/4" x 3/4" 600mm flexipipe connectors
1 x 2m shower hose
2 x 400 1/2" female flexipipe connectors to valve
valve deck mount drill hole 46mm
spout deck mount drill hole 28mm
diverter deck mount drill hole 44mm
handset deck mount drill hole 32mm
minimum operating pressure 3.0 bar HP

chrome	£ ex-vat	£ inc-vat
NOT-232-CP	695.83	835.00

H2ECO®
FR-FLEXI/8-PLA 8.33 10.00



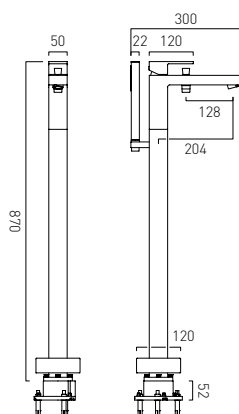
3 hole bath shower mixer without spout
single lever
deck mounted
with shower kit
for use with bath filler waste and overflow
diverter cartridge F-803-33/2X
ceramic cartridge CAR-KN40
1 x 3/4" x 3/4" 600mm flexipipe connectors
2 x 400 1/2" female flexipipe connectors to valve
valve deck mount drill hole 46mm
diverter deck mount drill hole 44mm
handset deck mount drill hole 32mm
minimum operating pressure 3.0 bar HP

chrome	£ ex-vat	£ inc-vat
NOT-232NS-CP	591.67	710.00

H2ECO®
FR-FLEXI/8-PLA 8.33 10.00

PRODUCT UPDATE

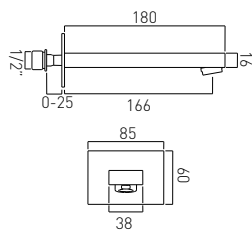
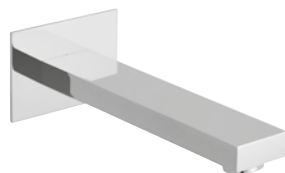
INDIVIDUAL
by VALDO



bath shower mixer
single lever
floor mounted
with water flow straightener
with Instinct single function shower kit
ceramic cartridge C-001-N40
2 x 1/2" female threaded connections
clearance 800mm from floor to spout
minimum operating pressure 1.0 bar MP

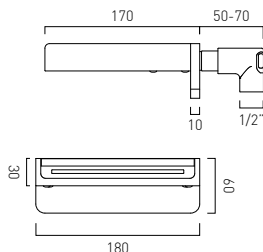
chrome	£ ex-vat	£ inc-vat
NOT-233-CP	1,329.17	1,595.00

H2ECO®
FR-FLEXI/8-PLA 8.33 10.00



bath spout
wall mounted
1/2" inlet
min-max wall mount 0-25mm
minimum operating pressure 1.0 bar MP

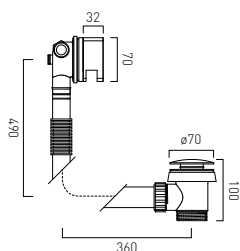
chrome
NOT-140A-CP
£ ex-vat 191.67 £ inc-vat 230.00



waterfall bath spout
wall mounted
min-max wall mount 50-70mm
20mm wall mount depth adjustment
1/2" inlet
minimum operating pressure 1.0 bar MP

chrome
SYN-240/W-CP
£ ex-vat 395.83 £ inc-vat 475.00

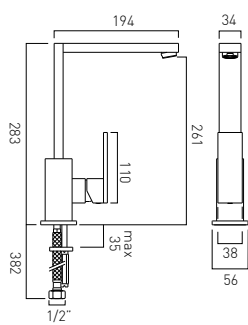
INDIVIDUAL
by VADO



clic-clac bath filler waste and overflow
2 x 1/2" inlets (one is blanked off)
1.1/2" x 10mm threaded outlet connection
min-max overflow bath thickness 1mm-18mm
minimum operating pressure 1.0 bar MP

chrome
WG-81389/SQ-C/P
£ ex-vat 137.50 £ inc-vat 165.00

INDIVIDUAL
by VADO



mono sink mixer
single lever
deck mounted
spout can swivel or be fixed
ceramic cartridge CAR-K28A
deck mount drill hole diameter 34mm
minimum operating pressure 1.0 bar MP

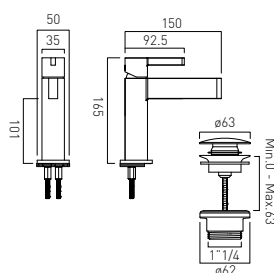
chrome
NOT-150S-C/P
£ ex-vat 354.17 £ inc-vat 425.00

H₂ECO®
FR-100/8-PLA
£ ex-vat 11.67 £ inc-vat 14.00

PLEASE SEE PAGE 178 FOR
NOTION COORDINATING SHOWERS

PLEASE SEE PAGE 290 FOR
LEVEL COORDINATING ACCESSORIES

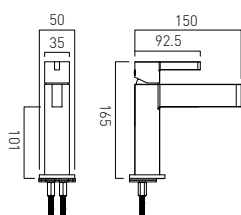




mono basin mixer
single lever
deck mounted
smooth bodied
with universal basin waste
ceramic cartridge C-010-N25
2 x 1/2" 400mm flexipipe connection
deck mount drill hole diameter 35mm
minimum operating pressure 1.0 bar MP

chrome £ ex-vat £ inc-vat
EDI-100/CC-C/P 270.83 325.00

H₂ECO®
5 l/m flow regulator fitted as standard

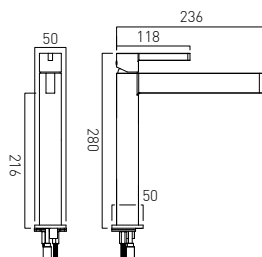


mono basin mixer
single lever
deck mounted
smooth bodied
without universal basin waste
ceramic cartridge C-010-N25
2 x 1/2" 400mm flexipipe connection
deck mount drill hole diameter 35mm
minimum operating pressure 1.0 bar MP

chrome £ ex-vat £ inc-vat
EDI-100/SB-C/P 258.33 310.00

H₂ECO®
5 l/m flow regulator fitted as standard

INDIVIDUAL
by VADO

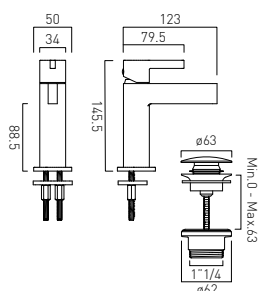


extended mono basin mixer
single lever
deck mounted
smooth bodied
without universal basin waste
ceramic cartridge C-010-N25
2 x 1/2" 400mm flexipipe connection
deck mount drill hole diameter 35mm
minimum operating pressure 1.0 bar MP

chrome £ ex-vat £ inc-vat
EDI-100E/SB-C/P 329.17 395.00

H₂ECO®
5 l/m flow regulator fitted as standard

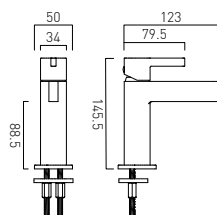
INDIVIDUAL
by VADO



mini mono basin mixer
single lever
deck mounted
smooth bodied
with universal basin waste
ceramic cartridge C-010-N25
2 x 1/2" 400mm flexipipe connection
deck mount drill hole diameter 35mm
minimum operating pressure 1.0 bar MP

chrome £ ex-vat £ inc-vat
EDI-100M/CC-CP 254.17 305.00

H₂ECO®
6 l/m flow regulator fitted as standard



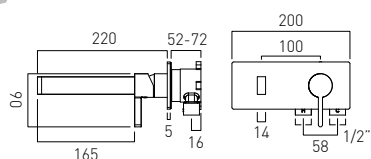

mini mono basin mixer
single lever
deck mounted
smooth bodied
without universal basin waste
ceramic cartridge C-010-N25
2 x 1/2" 400mm flexipipe connection
deck mount drill hole diameter 35mm
minimum operating pressure 1.0 bar MP

chrome	£ ex-vat	£ inc-vat
EDI-100M/SB-CP	241.67	290.00

H₂ECO®

6 l/m flow regulator fitted as standard

INDIVIDUAL
by VADO



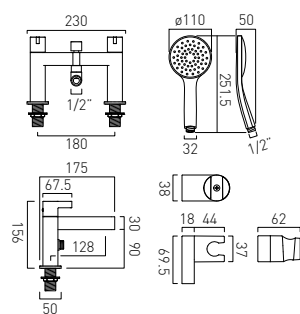
basin mixer
single lever
wall mounted
with rectangular back plate
ceramic cartridge CAR-K35B
2 x 1/2" inlets
min-max wall mount 52-72mm
minimum operating pressure 1.0 bar MP

chrome	£ ex-vat	£ inc-vat
EDI-109S/A-C/P	375.00	450.00

H₂ECO®

5 l/m flow regulator fitted as standard

INDIVIDUAL
by VADO



2 hole bath shower mixer
deck mounted
with Atmosphere single function air-injection
shower kit, includes 150cm smooth hose
cold ceramic cartridge C-302-RTC
hot ceramic cartridge C-302-LTC
2 x 3/4" 50mm fitted tails
deck mount drill hole diameter 2 x 28-30mm
minimum operating pressure 1.0 bar MP

chrome	£ ex-vat	£ inc-vat
EDI-130+K-CP	412.50	495.00

H₂ECO®

FR-SHOWER/9-C/P	£ ex-vat	£ inc-vat
	13.33	16.00

INDIVIDUAL
by VADO

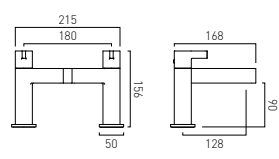
F

Edit

NEW



INDIVIDUAL
by VADO

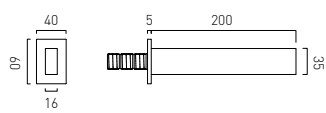


2 hole bath filler
deck mounted
cold ceramic cartridge C-302-RTC
hot ceramic cartridge C-302-LTC
2 x 3/4" 48mm fitted tails
deck mount drill hole diameter 2 x 28-30mm
minimum operating pressure 0.2 bar LP

chrome	£ ex-vat	£ inc-vat
EDI-137-CP	350.00	420.00

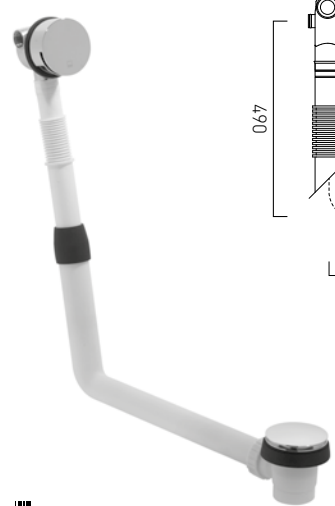


INDIVIDUAL
by VADO

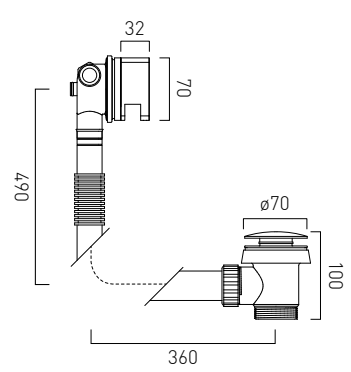


bath spout
wall mounted
1/2" inlet
minimum operating pressure 0.2 bar LP

chrome	£ ex-vat	£ inc-vat
EDI-140-C/P	191.67	230.00



INDIVIDUAL
by VADO



clic-clac bath filler waste and overflow
2 x 1/2" inlets (one is blanked off)
1.1/2" x 10mm threaded outlet connection
min-max overflow bath thickness 1mm-18mm
minimum operating pressure 1.0 bar MP

chrome	£ ex-vat	£ inc-vat
WG-81389-C/P	137.50	165.00

PLEASE SEE PAGE 175 FOR
ALTITUDE COORDINATING SHOWERS

PLEASE SEE PAGE 261 FOR
OMIKA COORDINATING ACCESSORIES

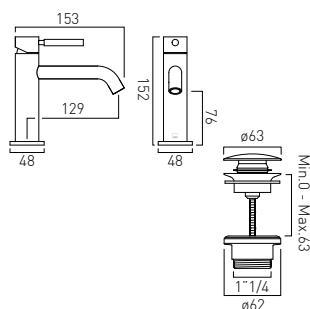


SEE PAGE **137** FOR
ROUND CERAMIC UNIVERSAL BASIN WASTE CAP

WG-395-CAP/RO-WHT



Origins

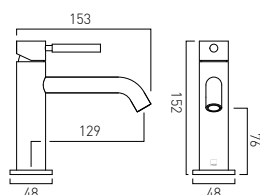


slimline mono basin mixer
single lever
deck mounted
smooth bodied
with universal basin waste
with water flow aerator
ceramic cartridge C-010-N25
2 x 1/2" 400mm flexipipe connections
deck mount drill hole diameter 35mm
minimum operating pressure 1.0 bar MP

chrome £ ex-vat £ inc-vat
ORI-200/CC-C/P 270.83 325.00

H₂ECO*

5 l/m flow regulator fitted as standard



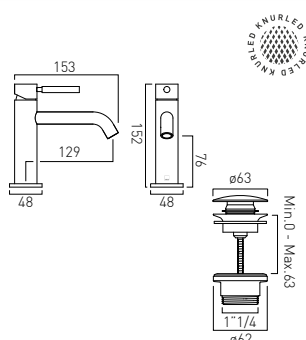
slimline mono basin mixer
single lever
deck mounted
smooth bodied
without universal basin waste
with water flow aerator
ceramic cartridge C-010-N25
2 x 1/2" 400mm flexipipe connections
deck mount drill hole diameter 35mm
minimum operating pressure 1.0 bar MP

chrome £ ex-vat £ inc-vat
ORI-200/SB-C/P 258.33 310.00

H₂ECO*

5 l/m flow regulator fitted as standard

INDIVIDUAL
by VADO

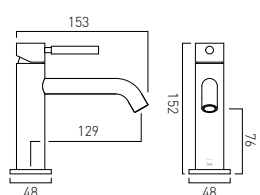


slimline Knurled Accents mono basin mixer
single lever
deck mounted
smooth bodied
with universal basin waste
with water flow aerator
ceramic cartridge C-010-N25
2 x 1/2" nut x 400mm flexipipe connections
deck mount drill hole diameter 35mm
minimum operating pressure 1.0 bar MP

chrome £ ex-vat £ inc-vat
ORI-200/CC-CPK 283.33 340.00

H₂ECO*

5 l/m flow regulator fitted as standard



slimline Knurled Accents mono basin mixer
single lever
deck mounted
smooth bodied
without universal basin waste
with water flow aerator
ceramic cartridge C-010-N25
2 x 1/2" nut x 400mm flexipipe connections
deck mount drill hole diameter 35mm
minimum operating pressure 1.0 bar MP

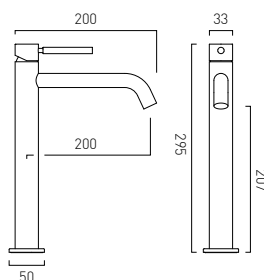
chrome £ ex-vat £ inc-vat
ORI-200/SB-CPK 270.83 325.00

H₂ECO*

5 l/m flow regulator fitted as standard

INDIVIDUAL
by VADO

NEW



slimline extended mono basin mixer
single lever
deck mounted
smooth bodied
without universal basin waste
with water flow aerator
ceramic cartridge C-010-N25
2 x 1/2" 400mm flexipipe connections
deck mount drill hole diameter 35mm
minimum operating pressure 1.0 bar MP

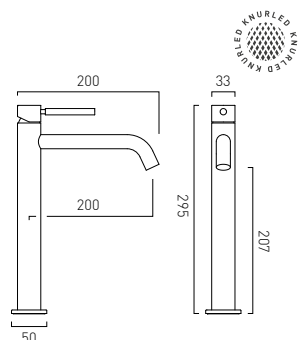
chrome £ ex-vat £ inc-vat
ORI-200E/SB-CP 329.17 395.00

H₂ECO*

5 l/m flow regulator fitted as standard

INDIVIDUAL
by VADO

NEW

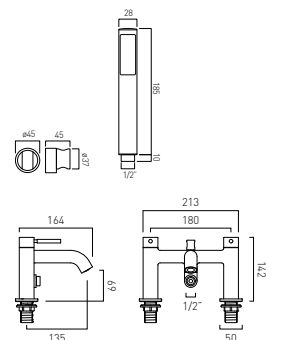

INDIVIDUAL
by VADO


slimline Knurled Accents
extended mono basin mixer
single lever
deck mounted
smooth bodied
without universal basin waste
with water flow aerator
ceramic cartridge C-010-N25
2 x 1/2" 400mm flexipipe connections
deck mount drill hole diameter 35mm
minimum operating pressure 1.0 bar MP

chrome £ ex-vat £ inc-vat
ORI-200E/SB-CPK 341.67 410.00

H2ECO®
5 l/m flow regulator fitted as standard

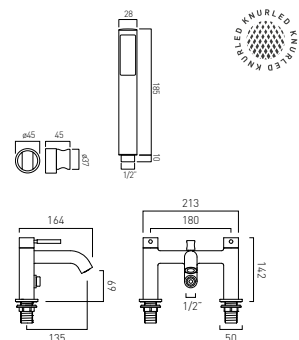
NEW



slimline 2 hole bath shower mixer
deck mounted
with Zoo single function shower kit
includes 150cm smooth hose
cold ceramic cartridge C-302-RTC
hot ceramic cartridge C-302-LTC
2 x 3/4" 48mm fitted tails
deck mount drill hole diameter 2 x 28-30mm
minimum operating pressure 1.0 bar MP

chrome £ ex-vat £ inc-vat
ORI-230+K-CP 395.83 475.00

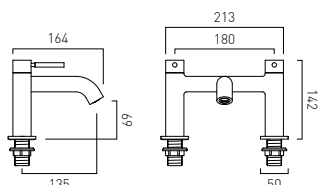
NEW



slimline Knurled Accents 2 hole bath shower mixer
deck mounted
with Zoo single function shower kit
includes 150cm smooth hose
cold ceramic cartridge C-302-RTC
hot ceramic cartridge C-302-LTC
2 x 3/4" 48mm fitted tails
deck mount drill hole diameter 2 x 28-30mm
minimum operating pressure 1.0 bar MP

chrome £ ex-vat £ inc-vat
ORI-230+K-CPK 412.50 495.00

NEW

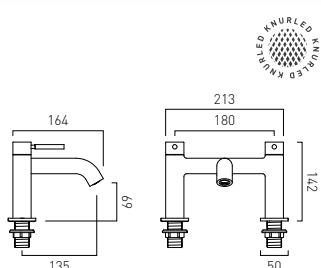


slimline 2 hole bath filler
deck mounted
cold ceramic cartridge C-302-RTC
hot ceramic cartridge C-302-LTC
2 x 3/4" 48mm fitted tails
deck mount drill hole diameter 2 x 28-30mm
minimum operating pressure 0.2 bar LP

chrome £ ex-vat £ inc-vat
ORI-237-CP 350.00 420.00

INDIVIDUAL
by VADO

NEW




slimline Knurled Accents 2 hole bath filler
deck mounted
cold ceramic cartridge C-302-RTC
hot ceramic cartridge C-302-LTC
2 x 3/4" 48mm fitted tails
deck mount drill hole diameter 2 x 28-30mm
minimum operating pressure 0.2 bar LP

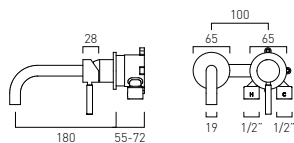
chrome £ ex-vat £ inc-vat
ORI-237-CPK 366.67 440.00

INDIVIDUAL
by VADO

Origins



INDIVIDUAL
by VADO



slimline 2 hole basin mixer
single lever, wall mounted
with water flow aerator
ceramic cartridge CAR-K35B
2 x 1/2" inlets
min-max wall mount 53-70mm
tile-to mortar guard included
wall mount drill hole diameters:
spout 40-48mm handle 55-72mm
minimum operating pressure 0.2 bar LP
when installing below 1.0 bar pressure, removal of the flow regulator is required

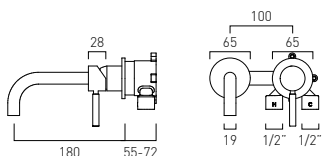
chrome	£ ex-vat	£ inc-vat
ORI-209S/A-CP	350.00	420.00

H₂ECO*

5 l/m flow regulator fitted as standard



INDIVIDUAL
by VADO



slimline Knurled Accents 2 hole basin mixer
single lever, wall mounted with water flow aerator
ceramic cartridge CAR-K35B
2 x 1/2" inlets
min-max wall mount 53-70mm
tile-to mortar guard included
wall mount drill hole diameters:
spout 40-48mm handle 55-72mm
minimum operating pressure 0.2 bar LP
when installing below 1.0 bar pressure, removal of the flow regulator is required

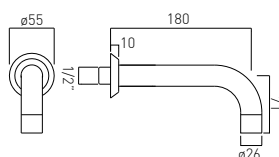
chrome	£ ex-vat	£ inc-vat
ORI-209S/A-CPK	362.50	435.00

H₂ECO*

5 l/m flow regulator fitted as standard

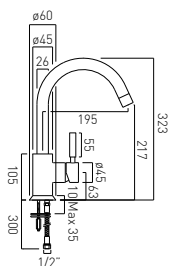


INDIVIDUAL
by VADO



bath spout
wall mounted
1/2" x 12mm threaded connections
sleeve slides entire length of spout
minimum operating pressure 0.2 bar LP

chrome	£ ex-vat	£ inc-vat
ORI-140-C/P	133.33	160.00

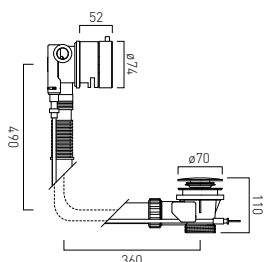


mono kitchen mixer
single lever
deck mounted
with swivel spout
with water flow straightener
with water flow aerator
ceramic cartridge CAR-K35B
2 x 1/2" 400mm flexipipe connections
deck mount drill hole diameter 35mm
minimum operating pressure 0.2 bar LP

chrome	£ ex-vat	£ inc-vat
ORI-150S-C/P	225.00	270.00

H₂ECO*

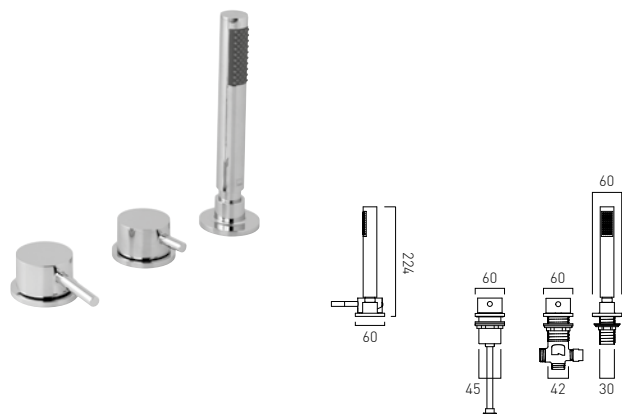
FR-100/8-PLA	11.67	14.00
--------------	-------	-------



pop-up bath filler waste and overflow
2 x 1/2" inlets (one is blanked off)
1.1/2" x 10mm threaded outlet connection
min-max overflow bath thickness 1mm-11mm
minimum operating pressure 1.0 bar MP

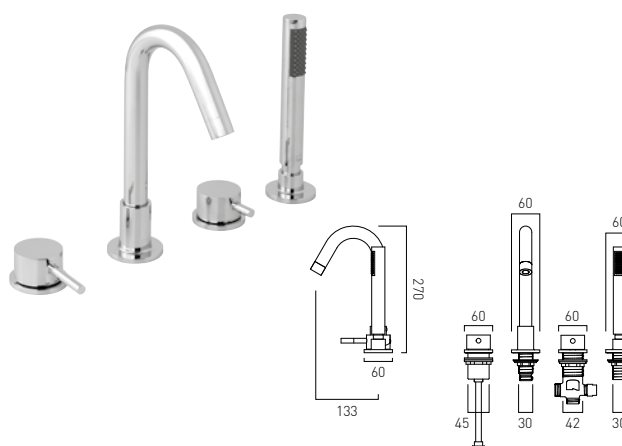
maximum length 600mm with standard cable
extension kit sold separately to achieve 1000mm
WG-7/8-CABLEXT

chrome	£ ex-vat	£ inc-vat
WG-81552A-CP	137.50	165.00



Zoo
3 hole bath shower mixer
single lever
deck mounted
without spout
for use with bath filler waste and overflow
diverter cartridge F-803-33/2X
ceramic cartridge CAR-KN40
2 x 3/4" x 3/4" 600mm flexipipe connectors
1 x 2m shower hose
2 x 400 1/2" female flexipipe connectors to valve
valve deck mount drill hole 46mm
spout deck mount drill hole 28mm
diverter deck mount drill hole 44mm
handset deck mount drill hole 32mm
minimum operating pressure 3.0 bar HP

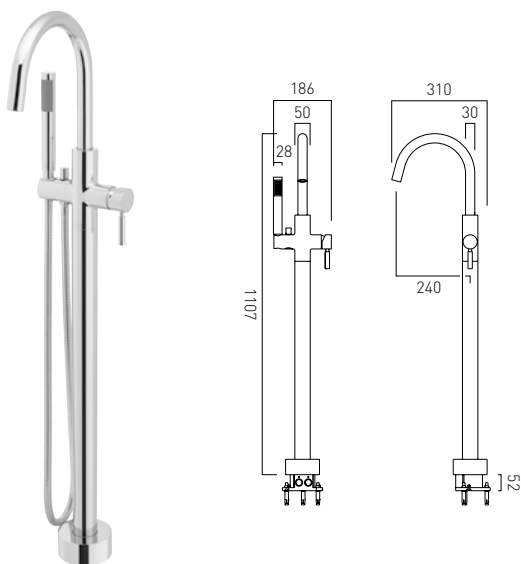
chrome	£ ex-vat	£ inc-vat
ZOO-232NS-CP	575.00	690.00
H2ECO®		
FR-FLEXI/8-PLA	8.33	10.00



Zoo
4 hole bath shower mixer
single lever
deck mounted
spout can swivel or be fixed
diverter cartridge F-803-33/2X
ceramic cartridge CAR-KN40
1 x 3/4" x 3/4" 600mm flexipipe connectors
2 x 400 1/2" female flexipipe connectors to valve
valve deck mount drill hole 46mm
diverter deck mount drill hole 44mm
handset deck mount drill hole 32mm
minimum operating pressure 3.0 bar HP

chrome	£ ex-vat	£ inc-vat
ZOO-232-CP	679.17	815.00
H2ECO®		
FR-FLEXI/8-PLA	8.33	10.00

NEW



bath shower mixer
single lever
floor mounted
with water flow straightener
with Zoo single function shower kit
ceramic cartridge C-004-N40
2 x 1/2" female threaded connections
clearance 950mm from floor to spout
minimum operating pressure 1.0 bar MP

chrome	£ ex-vat	£ inc-vat
ORI-233A-CP	995.83	1,195.00
H2ECO®		
FR-FLEXI/8-PLA	8.33	10.00

INDIVIDUAL
by VADO

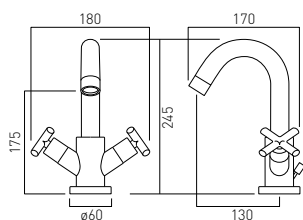
PLEASE SEE PAGE 182 FOR
ORIGINS COORDINATING SHOWERS

PLEASE SEE PAGE 264 FOR
SPA COORDINATING ACCESSORIES



Origins



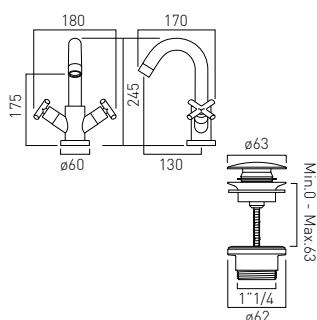


mono basin mixer
deck mounted
with swivel spout
with pop-up waste
with water flow aerator
cold ceramic cartridge C-206-RTC
hot ceramic cartridge C-206-LTC
2 x 1/2" 400mm flexipipe connections
deck mount drill hole diameter 35mm
minimum operating pressure 0.2 bar LP

chrome	£ ex-vat	£ inc-vat
ELW-100F-C/P	270.83	325.00

H₂ECO®

5 l/m flow regulator fitted as standard

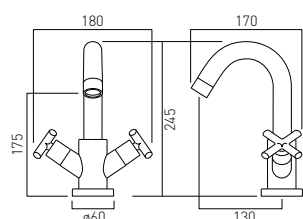


mono basin mixer
deck mounted
with swivel spout
smooth bodied
with universal basin waste
with water flow aerator
cold ceramic cartridge C-206-RTC
hot ceramic cartridge C-206-LTC
2 x 1/2" 400mm flexipipe connections
deck mount drill hole diameter 35mm
minimum operating pressure 0.2 bar LP

chrome	£ ex-vat	£ inc-vat
ELW-100F/CC-C/P	270.83	325.00

H₂ECO®

5 l/m flow regulator fitted as standard



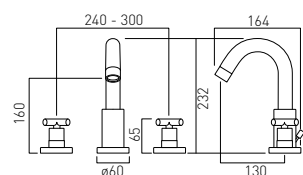
mono basin mixer
deck mounted
with swivel spout
smooth bodied
without universal basin waste
with water flow aerator
cold ceramic cartridge C-206-RTC
hot ceramic cartridge C-206-LTC
2 x 1/2" 400mm flexipipe connections
deck mount drill hole diameter 35mm
minimum operating pressure 0.2 bar LP

chrome	£ ex-vat	£ inc-vat
ELW-100F/SB-C/P	258.33	310.00

H₂ECO®

5 l/m flow regulator fitted as standard

INDIVIDUAL
by VADO



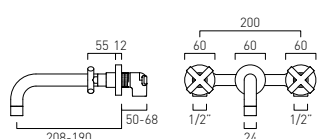
3 hole basin mixer
deck mounted
with swivel spout
with pop-up waste
with water flow aerator
cold ceramic cartridge C-206-RTC
hot ceramic cartridge C-206-LTC
2 x 1/2" 600mm flexipipe connections
valve deck mount drill hole diameter 27mm
spout deck mount drill hole diameter 30mm
minimum operating pressure 0.2 bar LP

chrome	£ ex-vat	£ inc-vat
ELW-101F-C/P	370.83	445.00

H₂ECO®

5 l/m flow regulator fitted as standard

INDIVIDUAL
by VADO



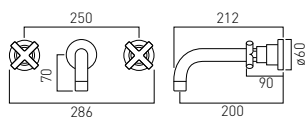
3 hole basin mixer with 200mm spout
wall mounted
cold ceramic cartridge C-208-RTC
hot ceramic cartridge C-208-LTC
min-max wall mount 50-68mm
minimum operating pressure 0.2 bar LP

chrome	£ ex-vat	£ inc-vat
ELW-109FLA-C/P	375.00	450.00

H₂ECO®

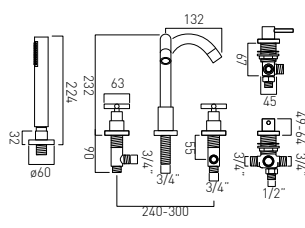
5 l/m flow regulator fitted as standard

INDIVIDUAL
by VADO



3 hole bath filler with 200mm spout
wall mounted
with water flow straightener
with water flow aerator
cold ceramic cartridge C-303-RTC
hot ceramic cartridge C-303-LTC
2 x 1/2" x 3/4" male 90mm straight connections
1/2" x 1/2" x 1/2" female 50mm T-piece connection
min-max wall mount 55-75mm
minimum operating pressure 0.2 bar LP

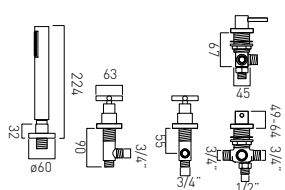
chrome	£ ex-vat	£ inc-vat
ELW-126L-3/4-C/P	420.83	505.00



5 hole bath shower mixer
deck mounted
with fixed spout
with water flow straightener
with water flow aerator
cold ceramic cartridge C-303-RTC
hot ceramic cartridge C-303-LTC
3 x 3/4" x 3/4" 600mm flexipipe connections
valve deck mount drill hole diameter 33mm
spout deck mount drill hole diameter 28mm
diverter deck mount drill hole diameter 46mm
handset deck mount drill hole diameter 27mm
minimum operating pressure 1.0 bar MP

chrome	£ ex-vat	£ inc-vat
ELW-135-3/4-C/P	662.50	795.00

H₂ECO®			
FR-FLEXI/8-PLA		8.33	10.00



4 hole bath shower mixer
deck mounted
without spout
for use with bath filler waste and overflow
cold ceramic cartridge C-303-RTC
hot ceramic cartridge C-303-LTC
2 x 3/4" x 3/4" 600mm flexipipe connections
valve deck mount drill hole diameter 33mm
diverter deck mount drill hole diameter 46mm
handset deck mount drill hole diameter 27mm
minimum operating pressure 1.0 bar MP

chrome	£ ex-vat	£ inc-vat
ELW-135/NS-3/4-C/P	554.17	665.00

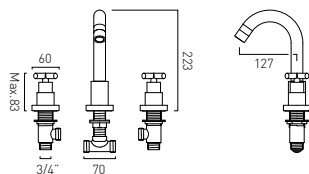
H₂ECO®			
FR-FLEXI/8-PLA		8.33	10.00

IMPROVED INSTALLATION ELW-109FLA-C/P

- Updated to a single piece concealed body, making installation easier and quicker.
- Fixing holes are flush with the back of the body improving installation and stability of the product.
- The spout and handles are on the same centreline, for higher quality and precision.
- The inlet centres to the minimum depth tolerance on the product is now 35mm instead of 25mm further improving installation.

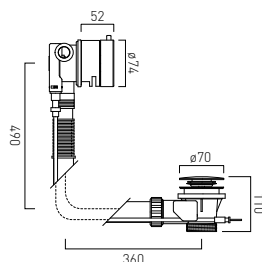


INDIVIDUAL
by VADO



3 hole bath filler
deck mounted
with fixed spout
with water flow straightener
cold ceramic cartridge C-303-RTC
hot ceramic cartridge C-303-LTC
2 x 3/4" x 3/4" 600mm flexpipe connections
3/4" male inlet connections
spout deck mount drill hole diameter 30mm
minimum operating pressure 0.2 bar LP

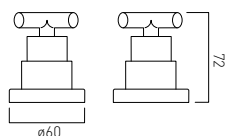
chrome	£ ex-vat	£ inc-vat
ELW-135/NH-CP	400.00	480.00



pop-up bath filler waste and overflow
2 x 1/2" inlets (one is blanked off)
1.1/2" x 10mm threaded outlet connection
min-max overflow bath thickness 1mm-11mm
minimum operating pressure 1.0 bar MP

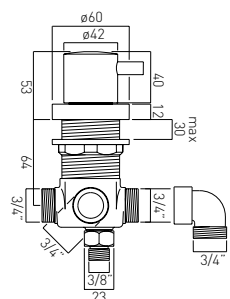
maximum length 600mm with standard cable
extension kit sold separately to achieve 1000mm
WG-7/8-CABLEEXT

chrome	£ ex-vat	£ inc-vat
WG-81552A-CP	137.50	165.00



pair of stop valves, 3/4"
deck mounted
cold ceramic cartridge C-303-RTC
hot ceramic cartridge C-303-LTC
3/4" male inlet
3/4" male outlet
10mm thread length
deck mount drill hole diameter 33mm
minimum operating pressure 0.2 bar LP

chrome	£ ex-vat	£ inc-vat
ELW-142/PR-3/4-C/P	225.00	270.00



2 outlet diverter valve
deck mounted
ceramic cartridge ELE-DIVERTER/D-CART
2 x 3/4" male inlets
1 x 3/4" male outlet
1 x 3/8" male outlet
1 x 3/4" female to 3/4" male 90° elbow
deck mount drill hole diameter 46mm
minimum operating pressure 1.0 bar MP

chrome	£ ex-vat	£ inc-vat
ELE-DIVERTER/D-C/P	137.50	165.00

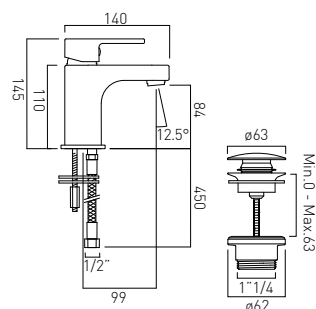
PLEASE SEE PAGE **183** FOR
ELEMENTS COORDINATING SHOWERS

PLEASE SEE PAGE **267** FOR
ELEMENTS COORDINATING ACCESSORIES



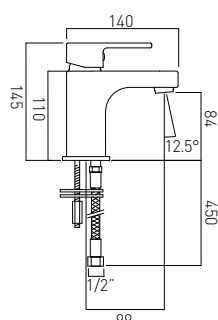
Elements





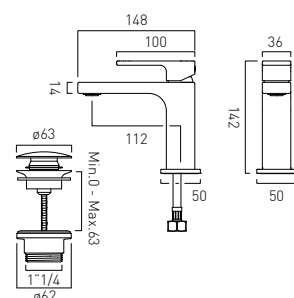
mono basin mixer
single lever
deck mounted
smooth bodied
with universal basin waste
with directional water flow aerator
with optional base ring
ceramic cartridge CAR-K35B
2 x 1/2" 400mm flexipipe connections
deck mount drill hole diameter 35mm
minimum operating pressure 0.2 bar LP

chrome	£ ex-vat	£ inc-vat
LIF-100/CC-C/P	229.17	275.00
H2ECO®		
FR-100/5-B-PLA	11.67	14.00



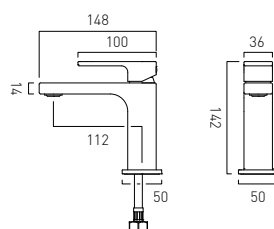
mono basin mixer
single lever
deck mounted
smooth bodied
without universal basin waste
with directional water flow aerator
with optional base ring
ceramic cartridge CAR-K35B
2 x 1/2" 400mm flexipipe connections
deck mount drill hole diameter 35mm
minimum operating pressure 0.2 bar LP

chrome	£ ex-vat	£ inc-vat
LIF-100/SB-C/P	216.67	260.00
H2ECO®		
FR-100/5-PLA	11.67	14.00



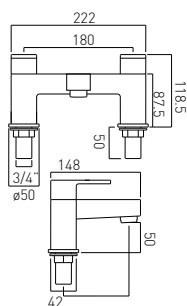
slimline mono basin mixer
single lever
deck mounted
smooth bodied
with universal basin waste
with directional water flow aerator
ceramic cartridge C010-N25
2 x 1/2" 400mm flexipipe connections
deck mount drill hole diameter 35mm
minimum operating pressure 1.0 bar MP

chrome	£ ex-vat	£ inc-vat
LIF-200/CC-CP	229.17	275.00
H2ECO®		
5 l/min flow regulator fitted as standard		



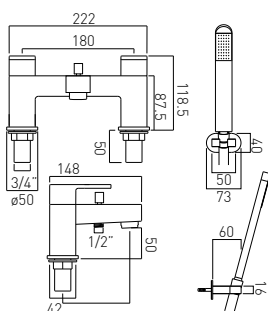
slimline mono basin mixer
single lever
deck mounted
smooth bodied
without universal basin waste
with directional water flow aerator
ceramic cartridge C010-N25
2 x 1/2" 400mm flexipipe connections
deck mount drill hole diameter 35mm
minimum operating pressure 1.0 bar MP

chrome	£ ex-vat	£ inc-vat
LIF-200/SB-CP	216.67	260.00
H2ECO®		
5 l/min flow regulator fitted as standard		



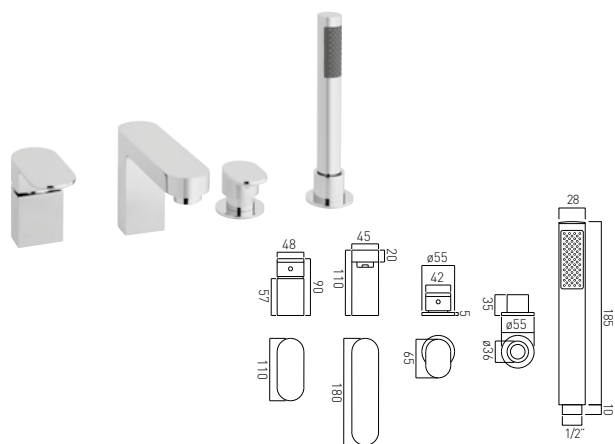
2 hole bath filler
deck mounted
cold ceramic cartridge C-302-RTC
hot ceramic cartridge C-302-LTC
2 x 3/4" 50mm male threaded connections
deck mount drill hole diameter 28-30mm
minimum operating pressure 0.2 bar LP

chrome	£ ex-vat	£ inc-vat
LIF-137-C/P	308.33	370.00



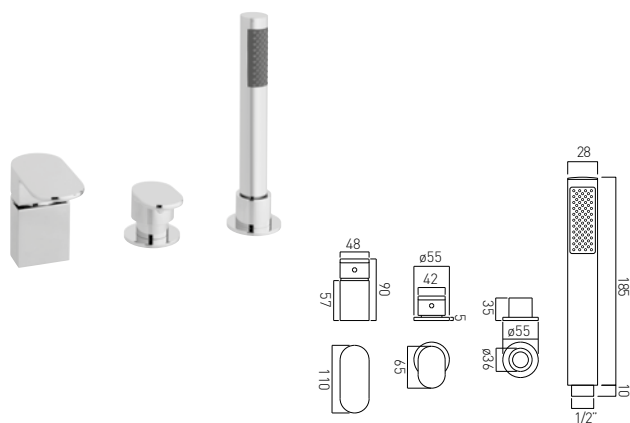
2 hole bath shower mixer
deck mounted
with Life single function shower kit
cold ceramic cartridge C-302-RTC
hot ceramic cartridge C-302-LTC
2 x 3/4" male threaded connections
deck mount drill hole diameter 28-30mm
minimum operating pressure 0.2 bar LP

chrome	£ ex-vat	£ inc-vat
LIF-130+K-C/P	362.50	436.00
H2ECO® FR-SHOWER/9-C/P	13.33	16.00



4 hole bath shower mixer
single lever
deck mounted with water flow straightener
ceramic cartridge CAR-K40A
2 x 10mm (1/2") flexipipe connection on valve
2 x 1/2"x1/2" flexipipe
1 x 1/2"x1/2" 150cm shower hose
4 x 600mm flexipipe connections
valve deck mount drill hole diameter 32mm
spout deck mount drill hole diameter 28mm
diverter deck mount drill hole diameter 28mm
handset deck mount drill hole diameter 28mm
minimum operating pressure 3.0 bar HP

chrome	£ ex-vat	£ inc-vat
LIF-132-C/P	625.00	750.00
H2ECO® FR-FLEXI/8-PLA	8.33	10.00

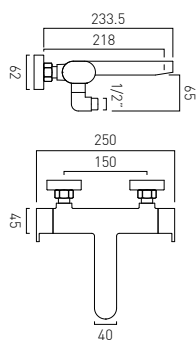


3 hole bath shower mixer
single lever
deck mounted
without spout
for use with bath filler waste and overflow
ceramic cartridge CAR-K40A
2 x 10mm (1/2") flexipipe connection on valve
1 x 1/2"x1/2" flexipipe
1 x 1/2"x1/2" 150cm shower hose
3 x 600mm flexipipe connections
valve deck mount drill hole diameter 32mm
diverter deck mount drill hole diameter 28mm
handset deck mount drill hole diameter 28mm
minimum operating pressure 3.0 bar HP

chrome	£ ex-vat	£ inc-vat
LIF-132/NS-C/P	575.00	690.00
H2ECO® FR-FLEXI/8-PLA	8.33	10.00

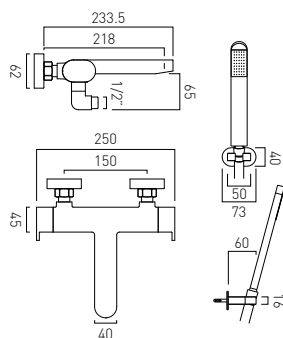


Life



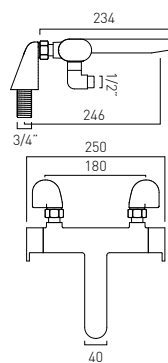

exposed thermostatic bath shower mixer
wall mounted
with water flow straightener
thermostatic cartridge V-701-34S
1/2" x 3/4" 50mm eccentric threaded connection
minimum operating pressure 1.0 bar MP

chrome	£ ex-vat	£ inc-vat
LIF-123T-CP	300.00	360.00
H₂ECO®		
FR-SHOWER/9-C/P	13.33	16.00



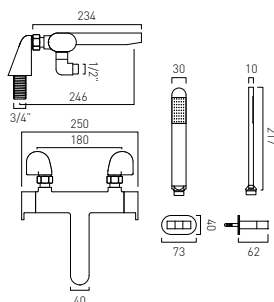
exposed thermostatic bath shower mixer
wall mounted
with water flow straightener
with Life single function shower kit
thermostatic cartridge V-701-34S
1/2" x 3/4" 50mm eccentric threaded connection
minimum operating pressure 1.0 bar MP

chrome	£ ex-vat	£ inc-vat
LIF-123T+K-CP	375.00	450.00
H₂ECO®		
FR-SHOWER/9-C/P	13.33	16.00



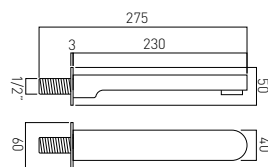

2 hole exposed thermostatic bath shower mixer
deck mounted
with water flow straightener
thermostatic cartridge V-001E-PLA
2x 3/4" 50mm threaded connection on legs
deck mount drill hole diameter 28mm
minimum operating pressure 1.0 bar MP

chrome	£ ex-vat	£ inc-vat
LIF-131T-CP	350.00	420.00
H₂ECO®		
FR-SHOWER/9-C/P	13.33	16.00



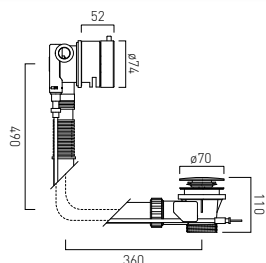
2 hole exposed thermostatic bath shower mixer
deck mounted
with water flow straightener
with Life single function shower kit
thermostatic cartridge V-001E-PLA
2x 3/4" 50mm threaded connection on legs
deck mount drill hole diameter 28mm
minimum operating pressure 1.0 bar MP

chrome	£ ex-vat	£ inc-vat
LIF-131T+K-CP	425.00	510.00
H₂ECO®		
FR-SHOWER/9-C/P	13.33	16.00



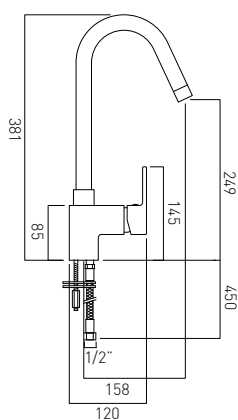
bath spout
wall mounted
with water flow aerator
1/2" x 45mm male threaded connection
easy cut thread at 20mm and 40mm
wall mount drill hole diameter 22mm
minimum operating pressure 0.2 bar LP

	£ ex-vat	£ inc-vat
chrome LIF-140-C/P	220.83	265.00



pop-up bath filler waste and overflow
2 x 1/2" inlets (one is blanked off)
1.1/2" x 10mm threaded outlet connection
min-max overflow bath thickness 1mm-11mm
minimum operating pressure 1.0 bar MP
maximum length 600mm with standard cable
extension kit sold separately to achieve 1000mm
WG-7/8-CABLEEXT

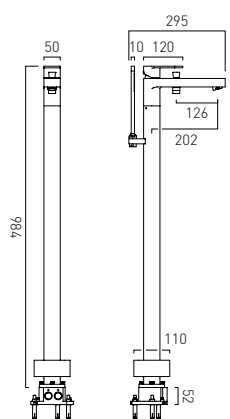
	£ ex-vat	£ inc-vat
chrome WG-81552A-CP	137.50	165.00



mono sink mixer
single lever
deck mounted
with swivel spout
with water flow aerator
ceramic cartridge CAR-K35A
2 x 1/2" 400mm flexipipe connections
deck mount drill hole diameter 35mm
minimum operating pressure 0.2 bar LP

	£ ex-vat	£ inc-vat
chrome LIF-150S-C/P	291.67	350.00
H2ECO® FR-100/8-PLA	11.67	14.00

PRODUCT UPDATE



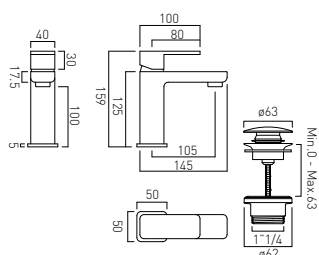
bath shower mixer
single lever
floor mounted
with water flow aerator
with Life single function shower kit
ceramic cartridge C-001-N40
2 x 1/2" female threaded connections
clearance 914mm from floor to spout
minimum operating pressure 1.0 bar MP

	£ ex-vat	£ inc-vat
chrome LIF-233-CP	1,079.17	1,295.00
H2ECO® FR-FLEXI/8-PLA	8.33	10.00

PLEASE SEE PAGE 188 FOR
LIFE COORDINATING SHOWERS

PLEASE SEE PAGE 271 FOR
LIFE COORDINATING ACCESSORIES



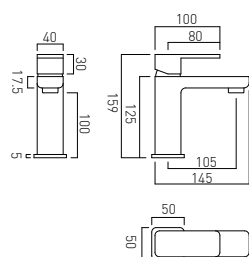


mono basin mixer
single lever
deck mounted
smooth bodied
with universal basin waste
with water flow aerator
ceramic cartridge C-009-N35R
2 x 1/2" 400mm flexipipe connections
deck mount drill hole diameter 35mm
minimum operating pressure 0.2 bar LP

chrome	£ ex-vat	£ inc-vat
PHA-200F/CC-C/P	229.17	275.00

H2ECO®

5 l/m flow regulator fitted as standard

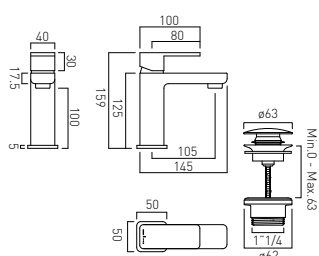


mono basin mixer
single lever
deck mounted
smooth bodied
without universal basin waste
with water flow aerator
ceramic cartridge C-009-N35R
2 x 1/2" 400mm flexipipe connections
deck mount drill hole diameter 35mm
minimum operating pressure 0.2 bar LP

chrome	£ ex-vat	£ inc-vat
PHA-200F/SB-C/P	216.67	266.00

H2ECO®

5 l/m flow regulator fitted as standard

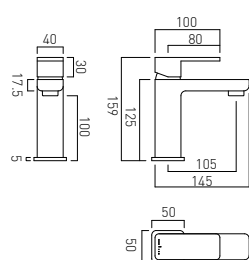


mono basin mixer
single lever
with EcoTurn cold start cartridge
deck mounted
smooth bodied
with universal basin waste
with water flow aerator
ceramic cartridge C-001-C35
2 x 1/2" 400mm flexipipe connections
deck mount drill hole diameter 35mm
minimum operating pressure 0.2 bar LP

chrome	£ ex-vat	£ inc-vat
PHA-200FW/CC-CP	220.83	266.00

H2ECO®

5 l/m flow regulator fitted as standard



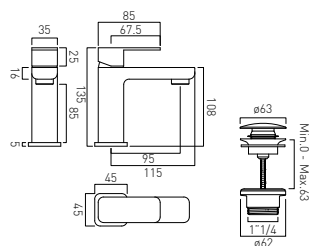
mono basin mixer
single lever
with EcoTurn cold start cartridge
deck mounted
smooth bodied
without universal basin waste
with water flow aerator
ceramic cartridge C-001-C35
2 x 1/2" 400mm flexipipe connections
deck mount drill hole diameter 35mm
minimum operating pressure 0.2 bar LP

chrome	£ ex-vat	£ inc-vat
PHA-200FW/SB-CP	208.33	250.00

H2ECO®

5 l/m flow regulator fitted as standard



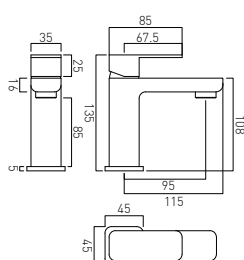


mini mono basin mixer
single lever
deck mounted
smooth bodied
with universal basin waste
with water flow aerator
ceramic cartridge C-001-N25
2 x 1/2" 400mm flexipipe connections
deck mount drill hole diameter 35mm
minimum operating pressure 0.5 bar LP

chrome £ ex-vat £ inc-vat
PHA-200MF/CC-C/P 212.50 255.00

H₂ECO®

5 l/m flow regulator fitted as standard

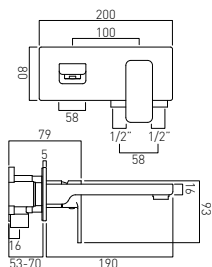


mini mono basin mixer
single lever
deck mounted
smooth bodied
without universal basin waste
with water flow aerator
ceramic cartridge C-001-N25
2 x 1/2" 400mm flexipipe connections
deck mount drill hole diameter 35mm
minimum operating pressure 0.5 bar LP

chrome £ ex-vat £ inc-vat
PHA-200MF/SB-C/P 200.00 240.00

H₂ECO®

5 l/m flow regulator fitted as standard

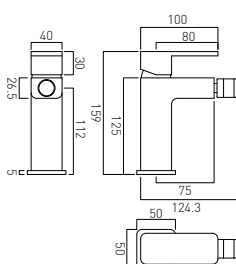


2 hole basin mixer
single lever
wall mounted
with rectangular backplate
with water flow aerator
ceramic cartridge CAR-K35B
2 x 1/2" female inlets
min-max wall mount 53-70mm
minimum operating pressure 0.2 bar LP

chrome £ ex-vat £ inc-vat
PHA-109FS/A-C/P 354.17 425.00

H₂ECO®

5 l/m flow regulator fitted as standard

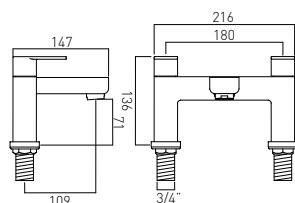


mono bidet mixer
single lever
deck mounted
with pop-up waste
with water flow aerator
ceramic cartridge C-009-N35R
2 x 1/2" 400mm flexipipe connections
deck mount drill hole diameter 35mm
minimum operating pressure 1.0 bar MP

chrome £ ex-vat £ inc-vat
PHA-210-C/P 233.33 280.00

H₂ECO®

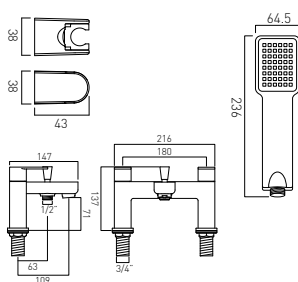
FR-100/5-PLA 11.67 14.00



2 hole bath filler
deck mounted
cold ceramic cartridge C-302-RTC
hot ceramic cartridge C-302-LTC
2 x 3/4" 52.5mm male threaded connections
deck mount drill hole diameter 28-30mm
minimum operating pressure 0.2 bar LP

chrome
PHA-137-C/P

£ ex-vat 308.33
£ inc-vat 370.00



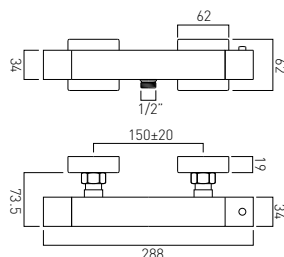
2 hole bath shower mixer
deck mounted
with V2 single function shower kit
cold ceramic cartridge C-302-RTC
hot ceramic cartridge C-302-LTC
2 x 3/4" 52.5mm male threaded connections
deck mount drill hole diameter 28-30mm
minimum operating pressure 0.2 bar LP

chrome
PHA-130+K-C/P

H2ECO®
FR-SHOWER/9-C/P

£ ex-vat 362.50
£ inc-vat 435.00

13.33 16.00



Té
exposed thermostatic shower valve 1/2"
wall mounted
thermostatic cartridge V-001A-PLA
flow cartridge TE-002B-1/2
3/4" x 1/2" 50mm male eccentrics
minimum operating pressure 0.2 bar LP

chrome
TE-149T-C/P

H2ECO®
FR-SHOWER/9-C/P

£ ex-vat 295.83
£ inc-vat 355.00

13.33 16.00



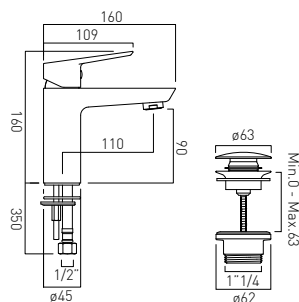
PLEASE SEE PAGE 189 FOR
PHASE COORDINATING SHOWERS

PLEASE SEE PAGE 283 FOR
PHASE COORDINATING ACCESSORIES



Phase



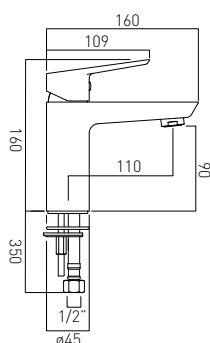


mono basin mixer
single lever
deck mounted
smooth bodied
with universal basin waste
with water flow aerator
ceramic cartridge C-009-N35R
2 x 1/2" 400mm flexipipe connections
deck mount drill hole diameter 35mm
minimum operating pressure 0.2 bar LP

chrome	£ ex-vat	£ inc-vat
PHO-100F/CC-C/P	229.17	275.00

H₂ECO®

5 l/m flow regulator fitted as standard

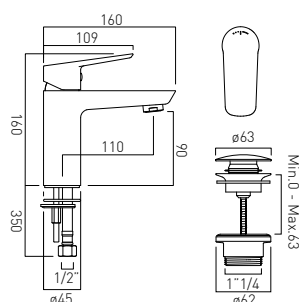


mono basin mixer
single lever
deck mounted
smooth bodied
without universal basin waste
with water flow aerator
ceramic cartridge C-009-N35R
2 x 1/2" 400mm flexipipe connections
deck mount drill hole diameter 35mm
minimum operating pressure 0.2 bar LP

chrome	£ ex-vat	£ inc-vat
PHO-100F/SB-C/P	216.67	260.00

H₂ECO®

5 l/m flow regulator fitted as standard

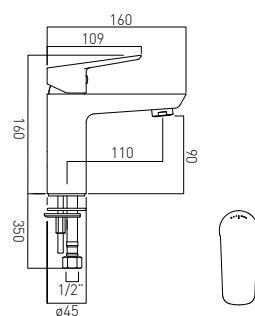


mono basin mixer
single lever
with EcoTurn cold start cartridge
deck mounted
smooth bodied
with universal basin waste
with water flow aerator
ceramic cartridge C-001-C35
2 x 1/2" 400mm flexipipe connections
deck mount drill hole diameter 35mm
minimum operating pressure 0.2 bar LP

chrome	£ ex-vat	£ inc-vat
PHO-100FW/CC-CP	220.83	265.00

H₂ECO®

5 l/m flow regulator fitted as standard

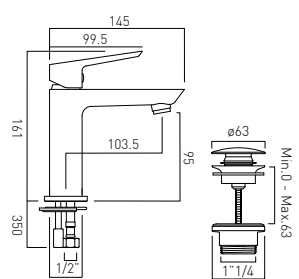
ecoTurn®

mono basin mixer
single lever
with EcoTurn cold start cartridge
deck mounted
smooth bodied
without universal basin waste
with water flow aerator
ceramic cartridge C-001-C35
2 x 1/2" 400mm flexipipe connections
deck mount drill hole diameter 35mm
minimum operating pressure 0.2 bar LP

chrome	£ ex-vat	£ inc-vat
PHO-100FW/SB-CP	208.33	250.00

H₂ECO®

5 l/m flow regulator fitted as standard

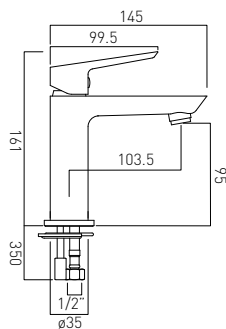
ecoTurn®

mini mono basin mixer
single lever
deck mounted
smooth bodied
with universal basin waste
with water flow aerator
ceramic cartridge C-010-N25
2 x 1/2" 400mm flexipipe connections
deck mount drill hole diameter 35mm
minimum operating pressure 0.5 bar LP

chrome	£ ex-vat	£ inc-vat
PHO-100M/CC-C/P	212.50	255.00

H₂ECO®

5 l/m flow regulator fitted as standard

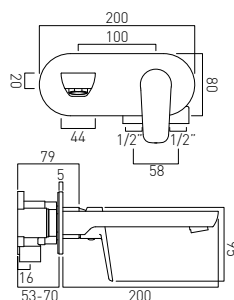


mini mono basin mixer
single lever
deck mounted
smooth bodied
without universal basin waste
with water flow aerator
ceramic cartridge C-010-N25
2 x 1/2" 400mm flexipipe connections
deck mount drill hole diameter 35mm
minimum operating pressure 0.5 bar LP

chrome	£ ex-vat	£ inc-vat
PHO-100M/SB-C/P	200.00	240.00

H₂ECO*

5 l/m flow regulator fitted as standard

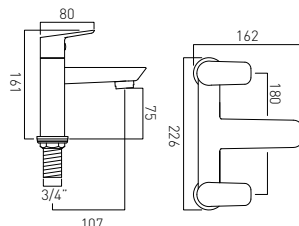


2 hole basin mixer
single lever
wall mounted
with oval backplate
with water flow aerator
2 x 1/2" female inlets
ceramic cartridge CAR-K35B
min-max wall mount 53-70mm
minimum operating pressure 0.2 bar LP

chrome	£ ex-vat	£ inc-vat
PHO-109FS/A-C/P	354.17	425.00

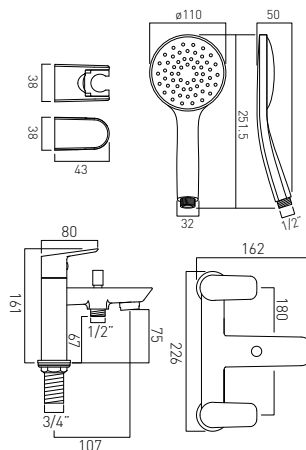
H₂ECO*

5 l/m flow regulator fitted as standard



2 hole bath filler
deck mounted
cold ceramic cartridge C-302-RTC
hot ceramic cartridge C-302-LTC
2 x 3/4" 59mm male threaded connections
deck mount drill hole diameter 28-30mm
minimum operating pressure 0.2 bar LP

chrome	£ ex-vat	£ inc-vat
PHO-137-C/P	308.33	370.00



2 hole bath shower mixer
deck mounted
with Atmosphere single function air-injection
shower kit
cold ceramic cartridge C-302-RTC
hot ceramic cartridge C-302-LTC
2 x 3/4" x 59mm male threaded connections
deck mount drill hole diameter 28-30mm
minimum operating pressure 0.2 bar LP

chrome	£ ex-vat	£ inc-vat
PHO-130+K-C/P	362.50	435.00

H₂ECO*

FR-SHOWER/9-C/P	13.33	16.00
-----------------	-------	-------

PLEASE SEE PAGE 190 FOR

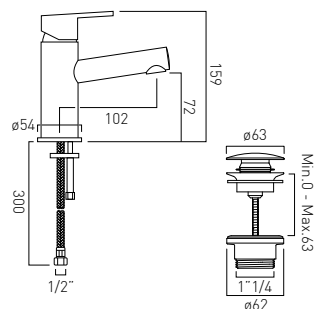
PHOTON COORDINATING SHOWERS

PLEASE SEE PAGE 286 FOR

PHOTON COORDINATING ACCESSORIES



Sense

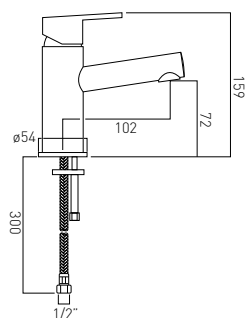


mono basin mixer
single lever
deck mounted
smooth bodied
with universal basin waste
with water flow aerator
ceramic cartridge CAR-K40A
2 x 1/2" 400mm flexipipe connection
deck mount drill hole diameter 35mm
minimum operating pressure 0.2 bar LP

chrome
SEN-100F/CC-C/P
£ ex-vat 187.50 £ inc-vat 225.00

H₂ECO*

5 l/m flow regulator fitted as standard

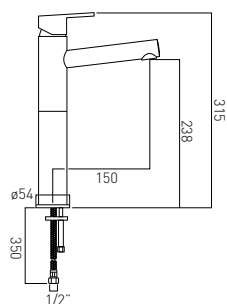


mono basin mixer
single lever
deck mounted
smooth bodied
without universal basin waste
with water flow aerator
ceramic cartridge CAR-K40A
2 x 1/2" 400mm flexipipe connection
deck mount drill hole diameter 35mm
minimum operating pressure 0.2 bar LP

chrome
SEN-100F/SB-C/P
£ ex-vat 175.00 £ inc-vat 210.00

H₂ECO*

5 l/m flow regulator fitted as standard

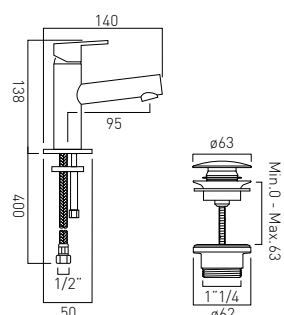


extended mono basin mixer
single lever
deck mounted
smooth bodied
without universal basin waste
with water flow aerator
ceramic cartridge CAR-K40A
2 x 1/2" 550mm flexipipe connections
deck mount drill hole diameter 35mm
minimum operating pressure 0.2 bar LP

chrome
SEN-100EF/SB-C/P
£ ex-vat 245.83 £ inc-vat 295.00

H₂ECO*

5 l/m flow regulator fitted as standard

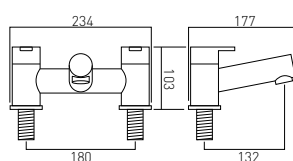


mini mono basin mixer
single lever
deck mounted
smooth bodied
with universal basin waste
with water flow aerator
ceramic cartridge C-005-N25
2 x 1/2" 400mm flexipipe connections
deck mount drill hole diameter 35mm
minimum operating pressure 0.5 bar LP

chrome
SEN-100M/CC-C/P
£ ex-vat 179.17 £ inc-vat 215.00

H₂ECO*

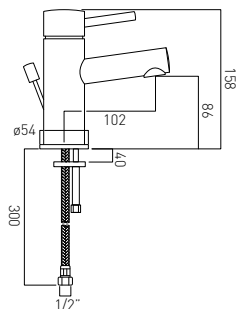
FR-FLEXI/5-PLA
(2 are required)
8.33 10.00



2 hole bath filler
deck mounted
with water flow straightener
cold ceramic cartridge C-302-RTC
hot ceramic cartridge C-302-LTC
2 x 3/4" 50mm male threaded connections
deck mount drill hole diameter 28mm
minimum operating pressure 0.2 bar LP

chrome
SEN-137-C/P
£ ex-vat 258.33 £ inc-vat 310.00



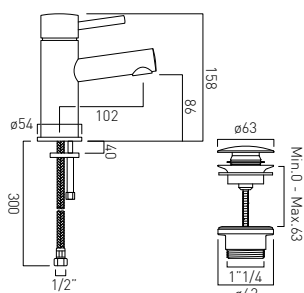


mono basin mixer
single lever
deck mounted
with pop-up waste
with water flow aerator
ceramic cartridge CAR-K40A
2 x 1/2" 400mm flexipipe connection
deck mount drill hole diameter 35mm
minimum operating pressure 0.2 bar LP

chrome	£ ex-vat	£ inc-vat
Z00-100F-C/P	191.67	230.00

H₂ECO®

5 l/m flow regulator fitted as standard

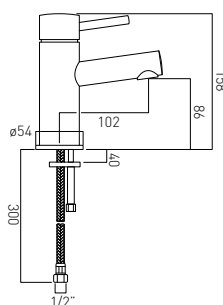


mono basin mixer
single lever
deck mounted
smooth bodied
with universal basin waste
with water flow aerator
ceramic cartridge CAR-K40A
2 x 1/2" 400mm flexipipe connection
deck mount drill hole diameter 35mm
minimum operating pressure 0.2 bar LP

chrome	£ ex-vat	£ inc-vat
Z00-100F/CC-C/P	187.50	225.00

H₂ECO®

5 l/m flow regulator fitted as standard

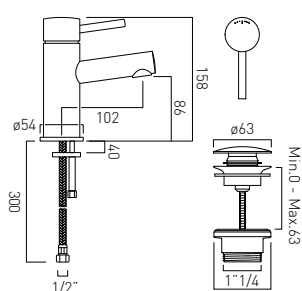


mono basin mixer
single lever
deck mounted
smooth bodied
without universal basin waste
with water flow aerator
ceramic cartridge CAR-K40A
2 x 1/2" 400mm flexipipe connection
deck mount drill hole diameter 35mm
minimum operating pressure 0.2 bar LP

chrome	£ ex-vat	£ inc-vat
Z00-100F/SB-C/P	175.00	210.00

H₂ECO®

5 l/m flow regulator fitted as standard

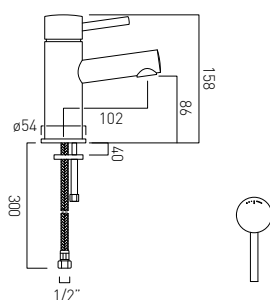


mono basin mixer
single lever
with EcoTurn cold start cartridge
deck mounted
smooth bodied
with universal basin waste
with water flow aerator
ceramic cartridge C-0010-C40
2 x 1/2" 400mm flexipipe connection
deck mount drill hole diameter 35mm
minimum operating pressure 0.2 bar LP

chrome	£ ex-vat	£ inc-vat
Z00-100FW/CC-CP	183.33	220.00

H₂ECO®

5 l/m flow regulator fitted as standard

ecoTurn®

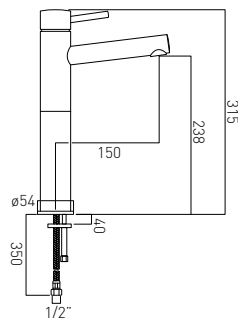
mono basin mixer
single lever
with EcoTurn cold start cartridge
deck mounted
smooth bodied
without universal basin waste
with water flow aerator
ceramic cartridge C-0010-C40
2 x 1/2" 400mm flexipipe connection
deck mount drill hole diameter 35mm
minimum operating pressure 0.2 bar LP

chrome	£ ex-vat	£ inc-vat
Z00-100FW/SB-CP	170.83	205.00

H₂ECO®

5 l/m flow regulator fitted as standard

ecoTurn®

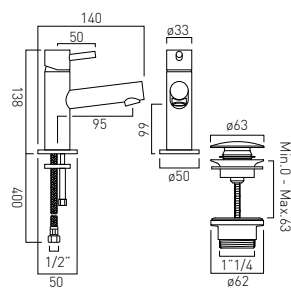


extended mono basin mixer
single lever
deck mounted
smooth bodied
without universal basin waste
with water flow aerator
ceramic cartridge CAR-K40A
2 x 1/2" 550mm flexipipe connections
deck mount drill hole diameter 35mm
minimum operating pressure 0.2 bar LP

chrome	£ ex-vat	£ inc-vat
Z00-100EF/SB-C/P	245.83	295.00

H₂ECO*

5 l/m flow regulator fitted as standard

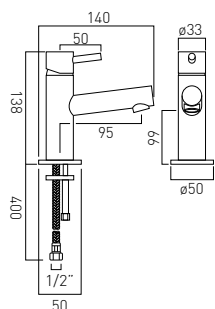


mini mono basin mixer
single lever
deck mounted
smooth bodied
with universal basin waste
with water flow aerator
ceramic cartridge C-005-N25
2 x 1/2" 300mm flexipipe connections
deck mount drill hole diameter 35mm
minimum operating pressure 0.5 bar LP

chrome	£ ex-vat	£ inc-vat
Z00-100M/CC-C/P	179.17	215.00

H₂ECO*

FR-FLEXI/5-PLA	8.33	10.00
(2 are required)		

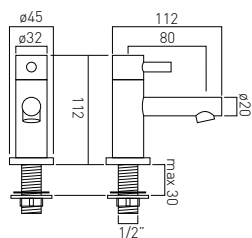


mini mono basin mixer
single lever
deck mounted
smooth bodied
without universal basin waste
with water flow aerator
ceramic cartridge C-005-N25
2 x 1/2" 400mm flexipipe connections
deck mount drill hole diameter 35mm
minimum operating pressure 0.5 bar LP

chrome	£ ex-vat	£ inc-vat
Z00-100M/SB-C/P	166.67	200.00

H₂ECO*

FR-FLEXI/5-PLA	8.33	10.00
(2 are required)		

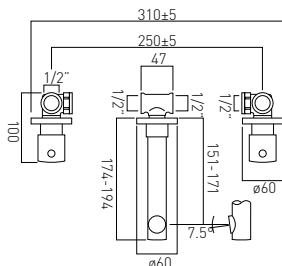


basin pillar taps
deck mounted
with water flow straightener
cold ceramic cartridge C-501-RTC
hot ceramic cartridge C-501-LTC
1/2" x 50mm fitted tail connections
deck mount drill hole diameter 22mm
minimum operating pressure 0.2 bar LP

chrome	£ ex-vat	£ inc-vat
Z00-106-C/P	137.50	165.00

H₂ECO*

FR-106/4-PLA	8.33	10.00
(2 are required)		

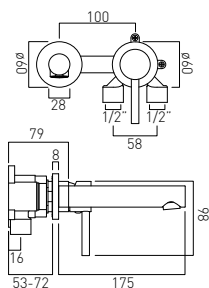


3 hole basin mixer
wall mounted
with water flow aerator
cold ceramic cartridge C-206-RTC
hot ceramic cartridge C-206-LTC
2 x 1/2" x 1/2" (male) 90mm straight connections
1 x 1/2" x 1/2" x 1/2" (female) 47mm
T-piece connection
min-max wall mount 45-62mm
minimum operating pressure 0.2 bar LP

chrome	£ ex-vat	£ inc-vat
Z00-109-C/P	325.00	390.00

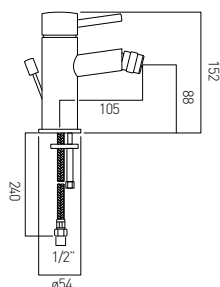
H₂ECO*

FR-100/5-PLA	11.67	14.00
--------------	-------	-------



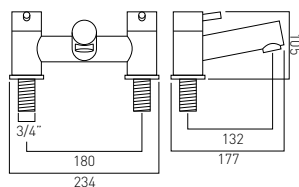
2 hole basin mixer
single lever
wall mounted
with water flow aerator
ceramic cartridge CAR-K35B
2 x 1/2" inlets
1 x 1/2" outlet
min-max wall mount 53-72mm
minimum operating pressure 0.2 bar LP

chrome	£ ex-vat	£ inc-vat
ZOO-109S/A-C/P	316.67	380.00
H2ECO®		
FR-100/5-PLA	11.67	14.00



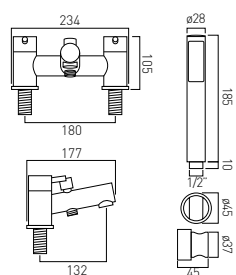
mono bidet mixer
single lever
deck mounted
with pop-up waste
with water flow aerator
ceramic cartridge CAR-K40A
2 x 1/2" 400mm flexipipe connections
deck mount drill hole diameter 35mm
minimum operating pressure 1.0 bar MP

chrome	£ ex-vat	£ inc-vat
ZOO-110-C/P	191.67	230.00
H2ECO®		
FR-100/5-PLA	11.67	14.00



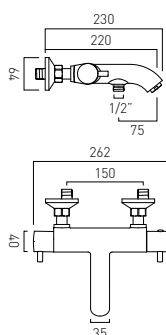
2 hole bath filler
deck mounted
with water flow straighteners
cold ceramic cartridge C-302-RTC
hot ceramic cartridge C-302-LTC
2 x 3/4" 50mm male threaded connections
deck mount drill hole diameter 28mm
minimum operating pressure 0.2 bar LP

chrome	£ ex-vat	£ inc-vat
ZOO-137-C/P	258.33	310.00



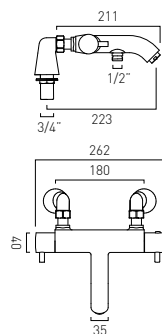
2 hole bath shower mixer
deck mounted
with water flow straightener
with Zoo single function shower kit
cold ceramic cartridge C-302-RTC
hot ceramic cartridge C-302-LTC
2x 3/4" 50mm male threaded connections
deck mount drill hole diameter 28mm
minimum operating pressure 0.2 bar LP

chrome	£ ex-vat	£ inc-vat
ZOO-130+K-C/P	312.50	375.00
H2ECO®		
FR-SHOWER/9-C/P	13.33	16.00



Celsius
exposed thermostatic bath shower mixer
wall mounted
with water flow aerator
with integrated diverter
thermostatic cartridge V-704-34S
diverter cartridge C-801-33/2SX
1/2" x 3/4" 46mm offset connectors
minimum operating pressure 1.5 bar MP

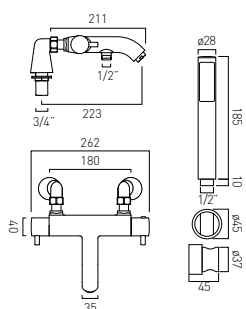
chrome	£ ex-vat	£ inc-vat
CEL-123T-C/P	279.17	335.00
H2ECO®		
FR-SHOWER/9-C/P	13.33	16.00



Celsius
2 hole thermostatic bath shower mixer
deck mounted
with water flow aerator
with integrated diverter
thermostatic cartridge V-704-34S
diverter cartridge C-801-33/2SX
2x 3/4" 50mm threaded connection on legs
deck mount drill hole diameter 28mm
minimum operating pressure 1.5 bar MP

chrome
CEL-131T-C/P
£ ex-vat 325.00 £ inc-vat 390.00

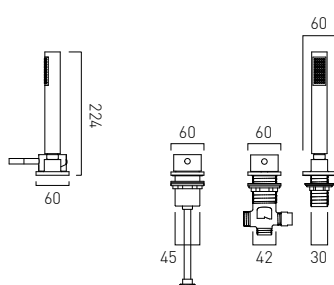
H₂ECO®
FR-SHOWER/9-C/P
13.33 16.00



Celsius
2 hole thermostatic bath shower mixer
deck mounted
with water flow aerator
with integrated diverter
with Zoo single function shower kit
thermostatic cartridge V-704-34S
diverter cartridge C-801-33/2SX
2x 3/4" 50mm threaded connection on legs
deck mount drill hole diameter 28mm
minimum operating pressure 1.5 bar MP

chrome
CEL-131T+K-C/P
£ ex-vat 362.50 £ inc-vat 435.00

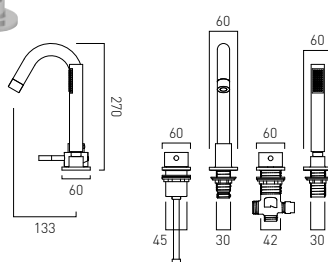
H₂ECO®
FR-SHOWER/9-C/P
13.33 16.00



3 hole bath shower mixer
single lever
deck mounted
without spout
for use with bath filler waste and overflow
diverter cartridge F-803-33/2X
ceramic cartridge CAR-KN40
2 x 3/4" x 3/4" 600mm flexipipe connectors
1 x 2m shower hose
2 x 400 1/2" female flexipipe connectors to valve
valve deck mount drill hole 46mm
spout deck mount drill hole 28mm
diverter deck mount drill hole 44mm
handset deck mount drill hole 32mm
minimum operating pressure 3.0 bar HP

chrome
ZOO-232NS-CP
£ ex-vat 575.00 £ inc-vat 690.00

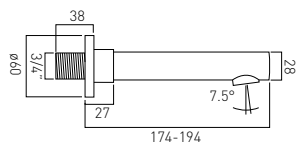
H₂ECO®
FR-FLEXI/8-PLA
8.33 10.00



4 hole bath shower mixer
single lever
deck mounted
spout can swivel or be fixed
diverter cartridge F-803-33/2X
ceramic cartridge CAR-KN40
1 x 3/4" x 3/4" 600mm flexipipe connectors
2 x 400 1/2" female flexipipe connectors to valve
valve deck mount drill hole 46mm
diverter deck mount drill hole 44mm
handset deck mount drill hole 32mm
minimum operating pressure 3.0 bar HP

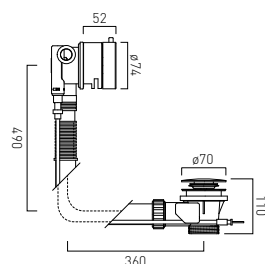
chrome
ZOO-232-CP
£ ex-vat 679.17 £ inc-vat 815.00

H₂ECO®
FR-FLEXI/8-PLA
8.33 10.00



bath spout
wall mounted
3/4" inlet
minimum operating pressure 0.2 bar LP

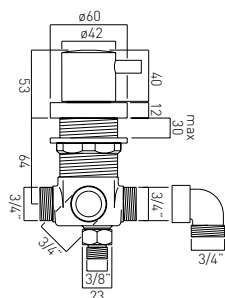
chrome
Z00-140-C/P
£ ex-vat 133.33
£ inc-vat 160.00



pop-up bath filler waste and overflow
2 x 1/2" inlets (one is blanked off)
1.1/2" x 10mm threaded outlet connection
min-max overflow bath thickness 1mm-11mm
minimum operating pressure 1.0 bar MP

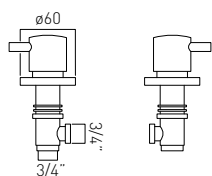
maximum length 600mm with standard cable
extension kit sold separately to achieve 1000mm
WG-7/8-CABLEEXT

chrome
WG-81552A-CP
£ ex-vat 137.50
£ inc-vat 165.00



Elements
2 outlet diverter valve
deck mounted
ceramic cartridge ELE-DIVERTER/D-CART
2 x 3/4" male inlets
1 x 3/4" male outlet
1 x 3/8" male outlet
1 x 3/4" female to 3/4" male 90° elbow
deck mount drill hole diameter 46mm
minimum operating pressure 1.0 bar MP

chrome
ELE-DIVERTER/D-C/P
£ ex-vat 137.50
£ inc-vat 165.00



pair of valves 3/4"
deck mounted
cold ceramic cartridge C-303-RTC
hot ceramic cartridge C-303-LTC
3/4" x 10mm thread length male inlet
3/4" x 10mm thread length male outlet
10mm thread length
max bath thickness 25mm
deck mount drill hole diameter 33mm
minimum operating pressure 0.2 bar LP

chrome
Z00-142/PR-3/4-C/P
£ ex-vat 270.83
£ inc-vat 325.00

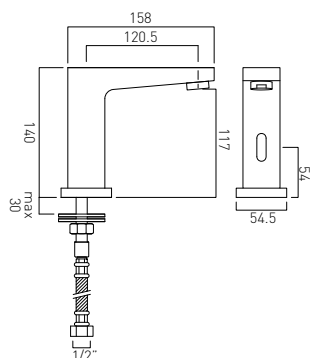
PLEASE SEE PAGE 186 FOR
CELSIUS COORDINATING SHOWERS

PLEASE SEE PAGE 264 FOR
SPA COORDINATING ACCESSORIES



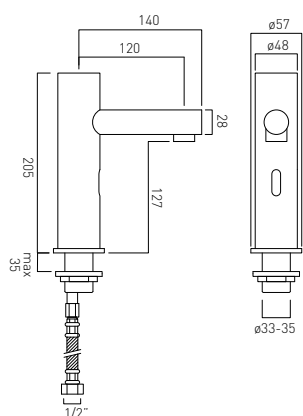
I-Tech





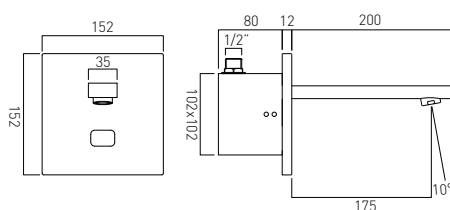
Life
infra-red mono basin tap
deck mounted
with rub clean aerator
mains or battery operated
takes standard AA batteries
central processing unit: IR-100/CONTROL
minimum operating pressure 1.0 bar MP

chrome	£ ex-vat	£ inc-vat
IR-100/LIF-C/P	525.00	630.00
H₂ECO®		
FR-100/5-PLA	11.67	14.00



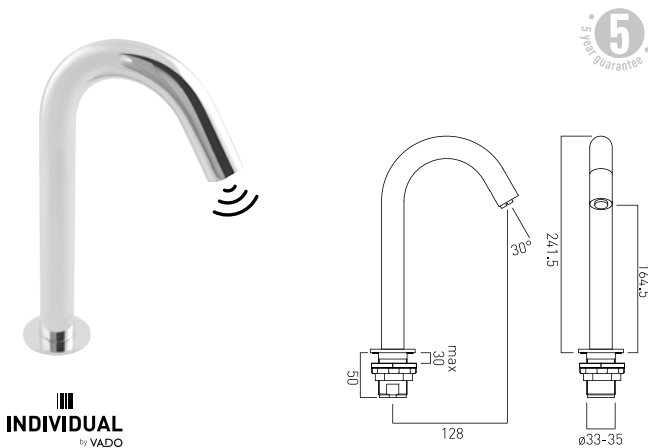
Zoo
infra-red mono basin tap
deck mounted
with rub clean aerator
mains or battery operated
takes standard AA batteries
central processing unit: IR-100/CONTROL
minimum operating pressure 1.0 bar MP

chrome	£ ex-vat	£ inc-vat
IR-100/ZOO-C/P	525.00	630.00
H₂ECO®		
FR-100/5-PLA	11.67	14.00



Notion
infra-red basin tap
wall mounted
with rub clean aerator
with square backplate
mains or battery operated
takes standard AA batteries
central processing unit: IR-109/CONTROL
minimum operating pressure 1.0 bar MP

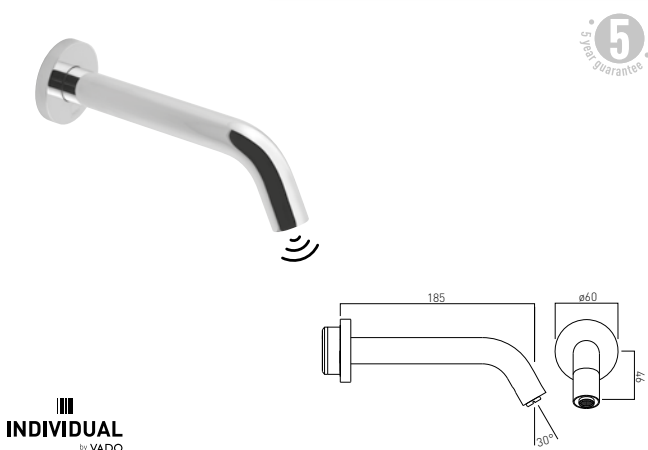
chrome	£ ex-vat	£ inc-vat
IR-109/NOT-C/P	662.50	795.00
H₂ECO®		
FR-100/5-PLA	11.67	14.00



infra-red spout
deck mounted
mains or battery operated
takes standard AA batteries
minimum operating pressure 1.0 bar MP

chrome	£ ex-vat	£ inc-vat
IR-DSPOUT-C/P	558.33	670.00

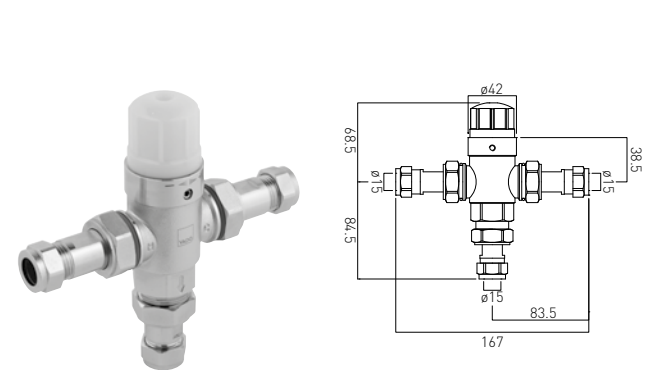
H₂ECO®
4 l/m flow regulator fitted as standard



infra-red spout
wall mounted
with round shroud
mains or battery operated
takes standard AA batteries
minimum operating pressure 1.0 bar MP

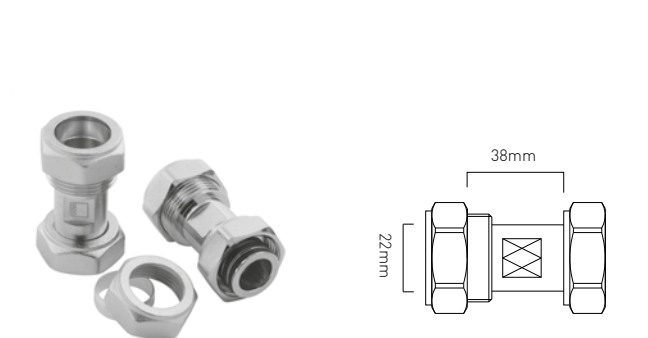
chrome	£ ex-vat	£ inc-vat
IR-WSPOUT-C/P	558.33	670.00

H₂ECO®
4 l/m flow regulator fitted as standard



protherm in-line thermostatic valve
supplied with 15mm compression fittings
22mm compression fittings available seperately
thermostatic ceramic cartridge
minimum operating pressure 0.2 bar LP

chrome / white	£ ex-vat	£ inc-vat
PRO-5001-N/P	125.00	150.00

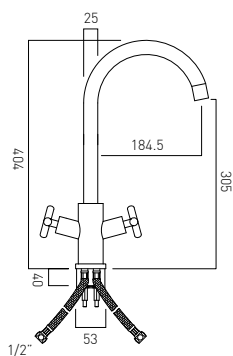


22mm compression fittings
for use with protherm in-line thermostatic valve

chrome	£ ex-vat	£ inc-vat
PRO-5001/C-22MM	20.83	25.00

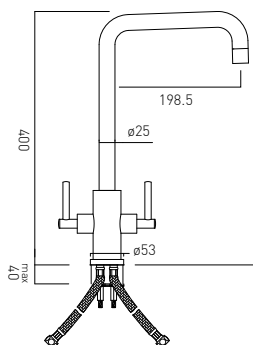


Kitchen Mixers



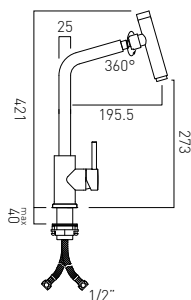
Elements
mono kitchen mixer
deck mounted
with swivel spout
cold ceramic cartridge C-207-RTC
hot ceramic cartridge C-207-LTC
minimum operating pressure 0.2 bar LP

	£ ex-vat	£ inc-vat
stainless steel CUC-1063-S/S	291.67	350.00
H₂ECO® FR-100/8-PLA	11.67	14.00



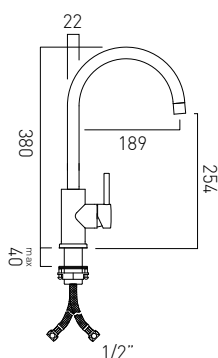
Spirit
mono kitchen mixer
deck mounted
with swivel spout
cold ceramic cartridge C-207-RTC
hot ceramic cartridge C-207-LTC
minimum operating pressure 0.2 bar LP

	£ ex-vat	£ inc-vat
stainless steel CUC-1062-S/S	291.67	350.00
H₂ECO® FR-100/8-PLA	11.67	14.00



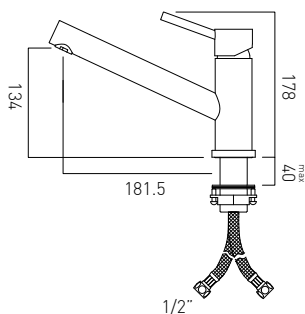
Accent
mono kitchen mixer
single lever
deck mounted
with swivel spout
and directional flow
ceramic cartridge C-008-A35
minimum operating pressure 1.0 bar MP

	£ ex-vat	£ inc-vat
stainless steel CUC-1010-S/S	225.00	270.00
H₂ECO® FR-100/8-PLA	11.67	14.00



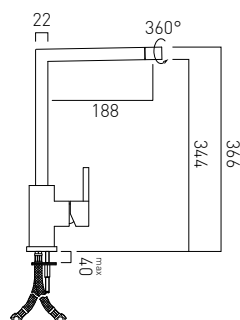

Bahr
mono kitchen mixer
single lever
deck mounted
with swivel spout
ceramic cartridge C-008-A35
minimum operating pressure 1.0 bar MP

	£ ex-vat	£ inc-vat
stainless steel CUC-1008-S/S	200.00	240.00
H₂ECO® FR-FLEXI/3-PLA (2 are required)	8.33	10.00



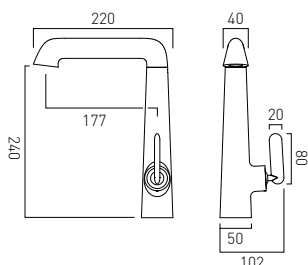
Urban
mono kitchen mixer
single lever
deck mounted
with swivel spout
ceramic cartridge C-003-N35
minimum operating pressure 1.0 bar MP

	£ ex-vat	£ inc-vat
stainless steel CUC-1009-S/S	200.00	240.00
H2ECO® FR-100/8-PLA	11.67	14.00



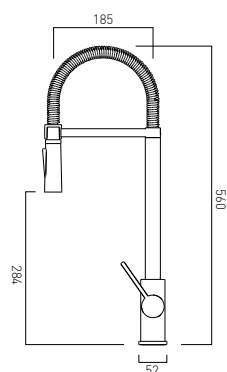
Tetra
mono kitchen mixer
single lever
deck mounted
with swivel spout
and directional flow
ceramic cartridge C-008-A35
minimum operating pressure 1.0 bar MP

	£ ex-vat	£ inc-vat
stainless steel CUC-1011-S/S	291.67	350.00
H2ECO® FR-100/8-PLA	11.67	14.00



Arrondi
mono kitchen mixer
single lever
deck mounted
with swivel spout
with water flow aerator
ceramic cartridge K-001-N25
2 x 1/2" x 400mm flexipipe connections
deck mount drill hole diameter 35mm
minimum operating pressure 1.0 bar MP

	£ ex-vat	£ inc-vat
chrome ARR-150-CP	412.50	495.00

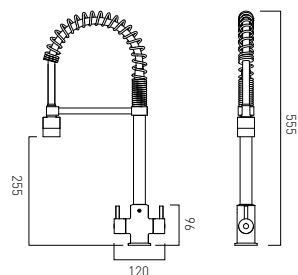


Zoo Professional
mono kitchen mixer
single lever
deck mounted
with swivel spout
with two function pull-out spout
minimum operating pressure 1.0 bar MP

	£ ex-vat	£ inc-vat
chrome CUC-3003-C/P	375.00	450.00
H2ECO® FR-100/8-PLA	11.67	14.00

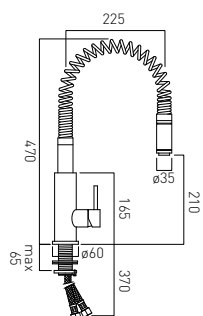


Kitchen Mixers



Vibe Professional
mono kitchen mixer
deck mounted
with swivel spout
with two function pull-out spout
cold ceramic cartridge C-502-RTC
hot ceramic cartridge C-502-LTC
deck mount drill hole diameter 35mm
minimum operating pressure 1.0 bar MP

chrome	£ ex-vat	£ inc-vat
CUC-1061-C/P	375.00	450.00

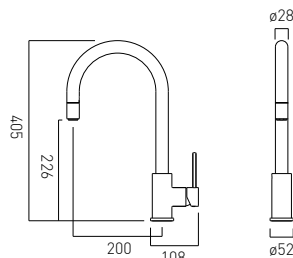


Eli
mono kitchen mixer
single lever
deck mounted
with swivel spout
with pull-out spout
ceramic cartridge CAR-NKJ-40A
deck mount drill hole diameter 37mm
minimum operating pressure 1.0 bar MP

chrome	£ ex-vat	£ inc-vat
CUC-3001-C/P	258.33	310.00

H2ECO®
FR-100/8-PLA

£ ex-vat	£ inc-vat
11.67	14.00

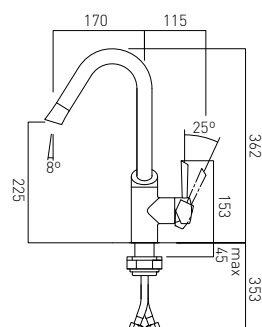


Zoo Curve
mono kitchen mixer
single lever
deck mounted
with swivel spout
with pull-out spout
ceramic cartridge CAR-K35A
minimum operating pressure 1.0 bar MP

chrome	£ ex-vat	£ inc-vat
CUC-3002-C/P	241.67	290.00

H2ECO®
FR-100/8-PLA

£ ex-vat	£ inc-vat
11.67	14.00

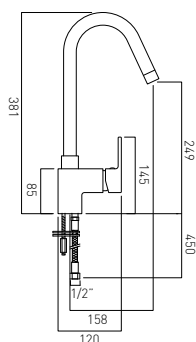


Kori
mono kitchen mixer
single lever
deck mounted
with swivel spout
ceramic cartridge CAR-NKJ-40B
deck mount drill hole diameter 34mm
minimum operating pressure 0.2 bar LP

chrome	£ ex-vat	£ inc-vat
CUC-1004-C/P	183.33	220.00

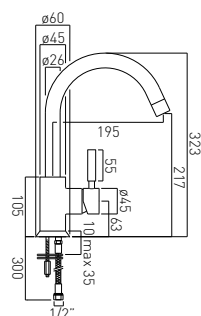
H2ECO®
FR-100/8-PLA

£ ex-vat	£ inc-vat
11.67	14.00



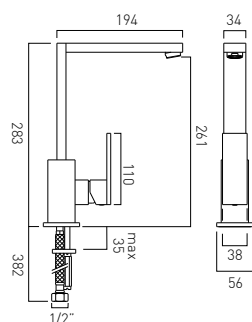
Life
mono kitchen mixer
single lever
deck mounted
with swivel spout
with water flow aerator
ceramic cartridge CAR-K35A
2 x 1/2" x 400mm flexipipe connections
deck mount drill hole diameter 35mm
minimum operating pressure 0.2 bar LP

chrome	£ ex-vat	£ inc-vat
LIF-150S-C/P	291.67	350.00
H2ECO®		
FR-100/8-PLA	11.67	14.00



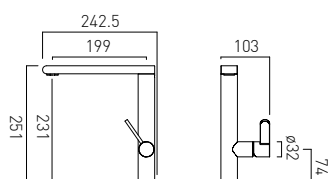
Origins
mono kitchen mixer
single lever
deck mounted
with swivel spout
with water flow straightener
with water flow aerator
ceramic cartridge CAR-K35B
2 x 1/2" 400mm flexipipe connections
deck mount drill hole diameter 33mm
minimum operating pressure 0.2 bar LP

chrome	£ ex-vat	£ inc-vat
ORI-150S-C/P	225.00	270.00
H2ECO®		
FR-100/8-PLA	11.67	14.00



Notion
mono kitchen mixer
single lever
deck mounted
spout can swivel or be fixed
ceramic cartridge CAR-K28A
deck mount drill hole diameter 34mm
minimum operating pressure 1.0 bar MP

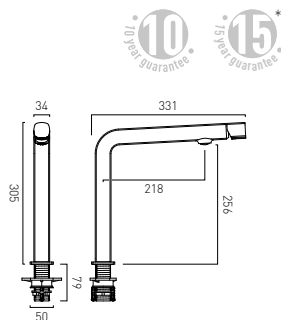
chrome	£ ex-vat	£ inc-vat
NOT-150S-C/P	354.17	425.00
H2ECO®		
FR-100/8-PLA	11.67	14.00



Ion
mono kitchen mixer
single lever
deck mounted
with swivel spout
ceramic cartridge C-005-N25
minimum operating pressure 1.0 bar MP

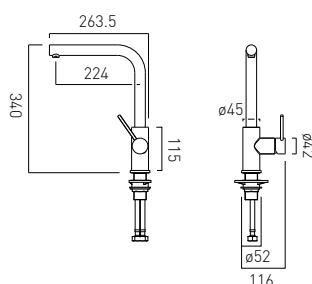
chrome	£ ex-vat	£ inc-vat
CUC-1006-C/P	291.67	350.00
H2ECO®		
FR-100/8-PLA	11.67	14.00



NEW


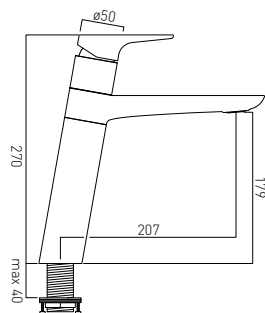
Cameo
mono kitchen mixer
leverless
deck mounted
with swivel spout
with laminar flow straightener
ceramic cartridge C-002-N25
2 x 3/8" x 950mm flexible connections
with 3/8" to 1/2" adaptors
deck mount drill hole diameter 35mm
minimum operating pressure 1.0 bar MP

chrome	€ ex-vat	€ inc-vat
CAM-150-CP	270.83	325.00
matt black		
CAM-150-MB	291.67	350.00
matt white		
CAM-150-MW	291.67	350.00
satin brass		
CAM-150-SBR	291.67	350.00
H₂ECO*		
FR-FLEXI/4-PLA	8.33	10.00
(2 are required)		



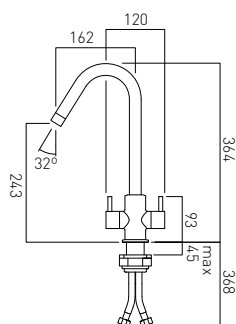
Camber
mono kitchen mixer
single lever
deck mounted
with swivel spout
ceramic cartridge CAR-K35B
minimum operating pressure 1.0 bar MP

chrome	€ ex-vat	€ inc-vat
CUC-1007-C/P	291.67	350.00
H₂ECO*		
FR-FLEXI/4-PLA	8.33	10.00
(2 are required)		



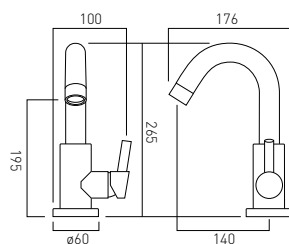
Ascent
mono kitchen mixer
single lever
deck mounted
with swivel spout
with directional aerator
ceramic cartridge CAR-K35A
minimum operating pressure 0.5 bar LP

chrome	€ ex-vat	€ inc-vat
ASC-150-C/P	183.33	220.00
H₂ECO*		
FR-100/5-B-PLA	11.67	14.00



Sky
mono kitchen mixer
deck mounted
with swivel spout
cold ceramic cartridge C-502-RTC
hot ceramic cartridge C-502-LTC
deck mount drill hole diameter 32mm
minimum operating pressure 0.2 bar LP

chrome	€ ex-vat	€ inc-vat
CUC-1060-C/P	183.33	220.00
H₂ECO*		
FR-100/8-PLA	11.67	14.00



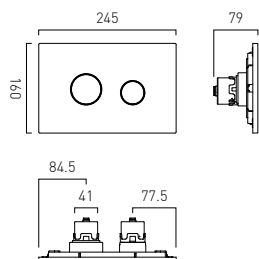

Elements Air
mono kitchen mixer
single lever
deck mounted
with swivel spout
with water flow aerator
ceramic cartridge CAR-K35B
2 x 1/2" nut x 400mm flexipipe connections
deck mount drill hole diameter 32mm
minimum operating pressure 1.0 bar MP

chrome	€ ex-vat	€ inc-vat
ELA-150S-C/P	183.33	220.00
H₂ECO*		
FR-100/8-PLA	11.67	14.00



Flush Systems

NEW

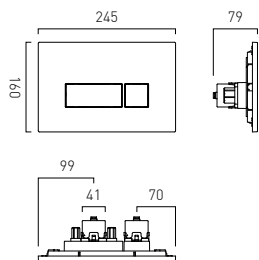
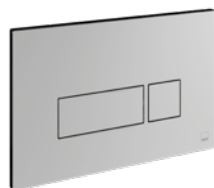


horizontal round dual flush trim kit
2 x pneumatic flush actuation controls
easy to use push-fit pneumatic hose connections
rectangle backplate

	£ ex-vat	£ inc-vat
chrome WG-195-RQ-CP	62.50	75.00
matt black WG-195-RQ-MB	66.67	80.00
matt white WG-195-RQ-MW	66.67	80.00
satin brass WG-195-RQ-SBR	66.67	80.00
(for use with VADO flush cistern)		

INDIVIDUAL
by VADO

NEW

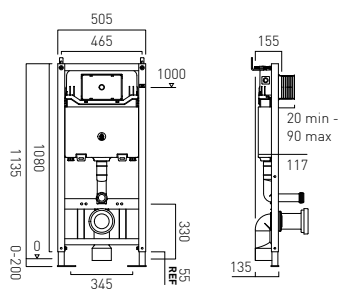


horizontal square dual flush trim kit
2 x pneumatic flush actuation controls
easy to use push-fit pneumatic hose connections
rectangle backplate

	£ ex-vat	£ inc-vat
chrome WG-195-SQ-CP	62.50	75.00
matt black WG-195-SQ-MB	66.67	80.00
matt white WG-195-SQ-MW	66.67	80.00
satin brass WG-195-SQ-SBR	66.67	80.00
(for use with VADO flush cistern)		

INDIVIDUAL
by VADO

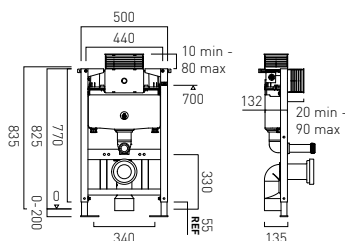
NEW



concealed standard frame cistern
dual flush
180mm & 230mm width centres to support wall
hung toilet
250mm leg height adjustment
frame supports 400kg weight
30mm soil pipe height adjustment
block wall and stud frame fixing brackets
included
top mounted 1/2" inlet
integral internal 1/4 turn lever isolation valve
integral internal debris filter
finished height fixing location marking
flush plate depth tolerance of 70mm
pre-set flush volume 6ltr & 3ltr
flush volume adjustable to 4ltr & 2.6ltr
front actuation

	£ ex-vat	£ inc-vat
WG-095-F/C	295.83	355.00

NEW

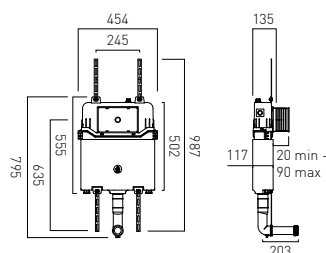


concealed short frame cistern
dual flush
180mm & 230mm width centres to support wall hung toilet
250mm leg height adjustment
frame supports 400kg weight
30mm soil pipe height adjustment
block wall and stud frame fixing brackets included
side mounted 1/2" inlet
integral internal 1/4 turn lever isolation valve
integral internal debris filter
finished height fixing location marking
flush plate depth tolerance of 70mm
pre-set flush volume 6ltr & 3ltr
flush volume adjustable to 4ltr & 2.6ltr
front or top actuation

WG-095S-F/C

£ ex-vat	£ inc-vat
295.83	355.00

NEW

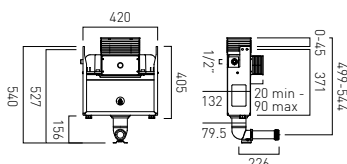


concealed standard cistern
to suit back-to-wall type toilet pan
dual flush
mounting kit included
top mounted 1/2" inlet
integral internal 1/4 turn lever isolation valve
integral internal debris filter
flush plate depth tolerance of 70mm
front actuation

WG-095-C

£ ex-vat	£ inc-vat
129.17	155.00

NEW

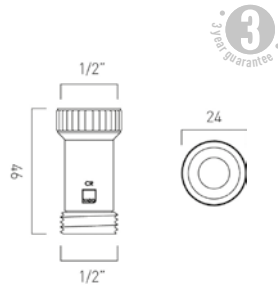


concealed short cistern
to suit back-to-wall type toilet pan
dual flush
mounting kit included
side mounted 1/2" inlet
integral internal 1/4 turn lever isolation valve
integral internal debris filter
front actuation flush plate depth tolerance of 70mm
top actuation flush plate depth tolerance of 45mm
pre-set flush volume 6ltr & 3ltr
flush volume adjustable to 4ltr & 2.6ltr
front or top actuation

WG-095S-C

£ ex-vat	£ inc-vat
129.17	155.00

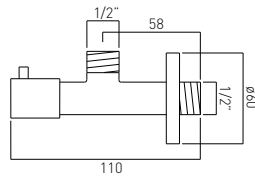





Exposed 1/2" Double Check Valve
1/2" BSP female inlet connection
1/2" BSP Male outlet connection
knurled grip to aid installation
type ED double check valve
suitable for Fluid Category 3 risks

chrome	£ ex-vat	£ inc-vat
WG-DCV-1/2-CP	20.83	25.00

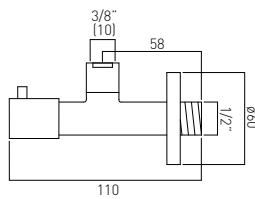
INDIVIDUAL
by VADO



contemporary 1/4 turn angle valve
wall mounted
with integrated filter
ceramic cartridge
1/2" inlet
1/2" outlet

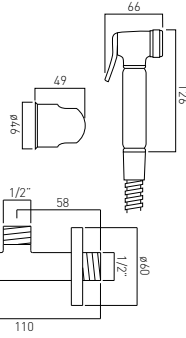
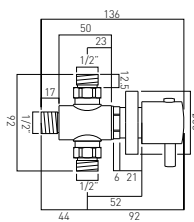
chrome	£ ex-vat	£ inc-vat
PEX-230-C/P	54.17	65.00

INDIVIDUAL
by VADO



contemporary 1/4 turn angle valve
wall mounted
with integrated filter
ceramic cartridge
1/2" inlet
10mm compression outlet
or 3/8" threaded male outlet

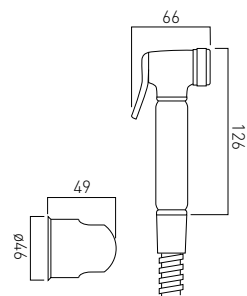
chrome	£ ex-vat	£ inc-vat
PEX-221-C/P	54.17	65.00



luxury shattaf kit
with concealed thermostatic mixing valve
and angle valve
with 150cm hose and wall bracket
wall mounted
mixing valve thermostatic cartridge V-001D-PLA
minimum operating pressure 1.0 bar MP

chrome	£ ex-vat	£ inc-vat
XSH-SHATTAF/163-C/P	350.00	420.00

INDIVIDUAL
by VADO

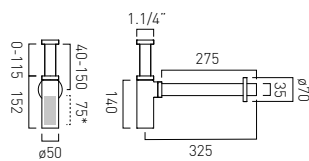


luxury brass shattaf handset
with 100cm hose and wall bracket
wall mounted
minimum operating pressure 1.0 bar MP

chrome	£ ex-vat	£ inc-vat
XSH-LUXSHATTAF100-CP	137.50	165.00



Wastes & Fittings

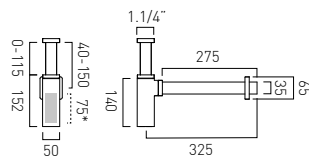
NEW


*75mm water trap seal

INDIVIDUAL
by VADO

contemporary round bottle trap
35mm x 300mm pipe connections
min-max vertical adjustment 40-150mm to
outlet centre

chrome	WG-461/RO-CP	£ ex-vat 66.67	£ inc-vat 80.00
matt black	WG-461/RO-MB	79.17	95.00
matt white	WG-461/RO-MW	79.17	95.00
satin brass	WG-461/RO-SBR	79.17	95.00

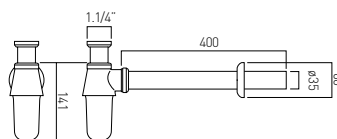
NEW


*75mm water trap seal

INDIVIDUAL
by VADO

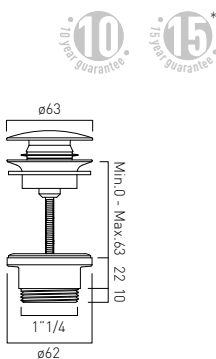
contemporary square bottle trap
35mm x 300mm pipe connections
min-max vertical adjustment 40-150mm to
outlet centre

chrome	WG-461/SQ-CP	£ ex-vat 91.67	£ inc-vat 110.00
--------	--------------	----------------	------------------



bottle trap
35mm x 400mm pipe connections
min-max vertical adjustment 50-140mm to
outlet centre

chrome	PEX-460/UK-1.1/4-C/P	£ ex-vat 58.33	£ inc-vat 70.00
--------	----------------------	----------------	-----------------

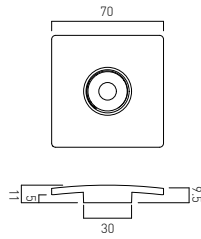
NEW


universal basin waste
for slotted and un-slotted basins
clac-clac operation
easily converts into a free-flow waste using
the free-flow mechanism supplied in the box
(WG-395-FF-PLA)

chrome	WG-395-C/P	£ ex-vat 58.33	£ inc-vat 70.00
matt black	WG-395-MB	62.50	75.00
matt white	WG-395-MW	62.50	75.00
satin brass	WG-395-SBR	62.50	75.00

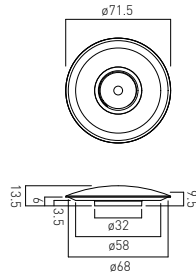
INDIVIDUAL
by VADO

INDIVIDUAL
by VADO



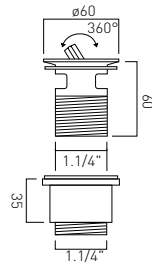
square
basin waste cover
to suit WG-395-C/P

	£ ex-vat	£ inc-vat
chrome WG-395-CAP/SQ-C/P	16.67	20.00



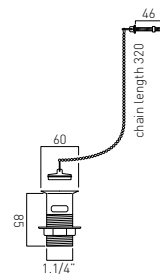
ceramic
basin waste cover
to suit WG-395-C/P

	£ ex-vat	£ inc-vat
gloss white WG-395-CAP/RO-WHT	16.67	20.00



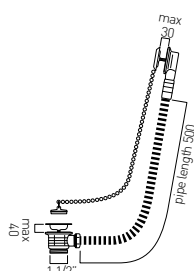
slotted captive basin waste
flip top waste
1.1/4" x 10mm threaded connections

	£ ex-vat	£ inc-vat
chrome PEX-392-S-C/P	25.00	30.00



basin waste, metal plug and chain
1.1/4" x 55mm threaded connections

	£ ex-vat	£ inc-vat
chrome PEX-KITA-C/P	25.00	30.00



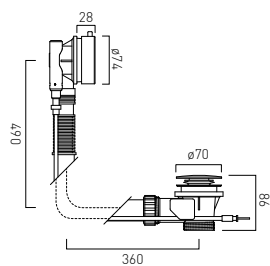
stowaway bath waste
metal plug and chain
1.1/2" x 15mm threaded connections

	£ ex-vat	£ inc-vat
chrome PEX-KITB-STOW-C/P	33.33	40.00



Wastes & Fittings

INDIVIDUAL
by VADO



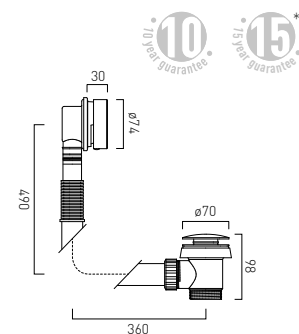
pop-up bath waste and overflow
1.1/2" x 10mm threaded outlet connection
min-max overflow bath thickness 1mm-11mm

maximum length 600mm with standard cable
extension kit sold separately to achieve 1000mm
WG-7/8-CABLEEXT

	chrome	€ ex-vat	€ inc-vat
WG-71552A-CP		75.00	90.00

NEW

INDIVIDUAL
by VADO

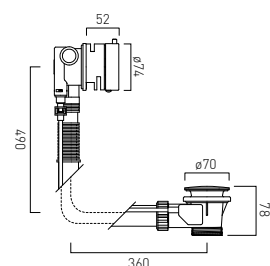


clic-clac bath waste and overflow
1.1/2" x 10mm threaded outlet connection
min-max overflow bath thickness 1mm-14mm

	chrome	€ ex-vat	€ inc-vat
WG-71389-C/P		75.00	90.00
matt black WG-71389-MB		83.33	100.00
matt white WG-71389-MW		83.33	100.00
satin brass WG-71389-SBR		83.33	100.00

NEW

INDIVIDUAL
by VADO



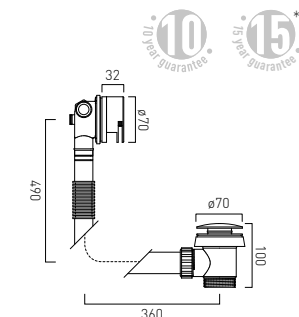
pop-up bath filler waste and overflow
2 x 1/2" inlets (one is blanked off)
1.1/2" x 10mm threaded outlet connection
min-max overflow bath thickness 1mm-11mm
minimum operating pressure 1.0 bar MP

maximum length 600mm with standard cable
extension kit sold separately to achieve 1000mm
WG-7/8-CABLEEXT

	chrome	€ ex-vat	€ inc-vat
WG-81552A-CP		137.50	165.00

NEW

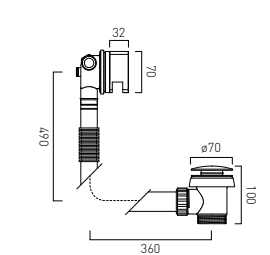
INDIVIDUAL
by VADO



clic-clac bath filler waste and overflow
2 x 1/2" inlets (one is blanked off)
1.1/2" x 10mm threaded outlet connection
min-max overflow bath thickness 1mm-18mm
minimum operating pressure 1.0 bar MP

	chrome	€ ex-vat	€ inc-vat
WG-81389-C/P		137.50	165.00
matt black WG-81389-MB		150.00	180.00
matt white WG-81389-MW		150.00	180.00
satin brass WG-81389-SBR		150.00	180.00

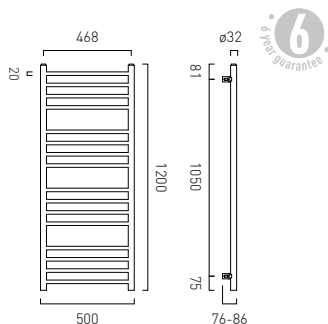
INDIVIDUAL
by VADO



clic-clac bath filler waste and overflow
2 x 1/2" inlets (one is blanked off)
1.1/2" x 10mm threaded outlet connection
min-max overflow bath thickness 1mm-18mm
minimum operating pressure 1.0 bar MP

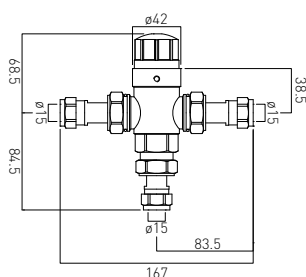
	chrome	€ ex-vat	€ inc-vat
WG-81389/SQ-C/P		137.50	165.00

NEW



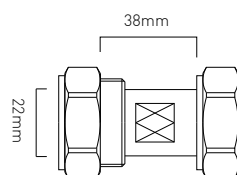
1200 x 500mm round Muse heated towel rail
16 horizontal rails
wall mounted
radiator valves not included
BTU 1156
watts 339
max operating pressure 6 bar
max operating temperature 70°C

	£ ex-vat	£ inc-vat
matt black MUS-HTR-R01200-MB	133.33	160.00
matt white MUS-HTR-R01200-MW	133.33	160.00



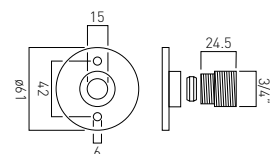
protherm in-line thermostatic valve
supplied with 15mm compression fittings
22mm compression fittings available separately
thermostatic ceramic cartridge
minimum operating pressure 0.2 bar LP

	£ ex-vat	£ inc-vat
chrome / white PRO-5001-N/P	125.00	150.00



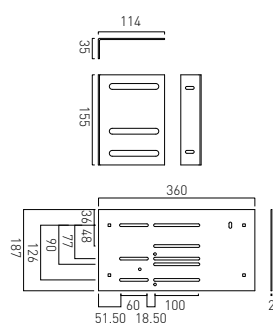
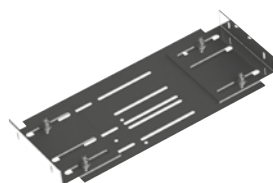
22mm compression fittings
for use with protherm in-line thermostatic valve

	£ ex-vat	£ inc-vat
chrome PRO-5001/C-22MM	20.83	25.00



pair of easy-fix shower brackets with shrouds
wall mounted
15mm compression connection

	£ ex-vat	£ inc-vat
chrome WG-049BRACK+SHR-C/P	58.33	70.00

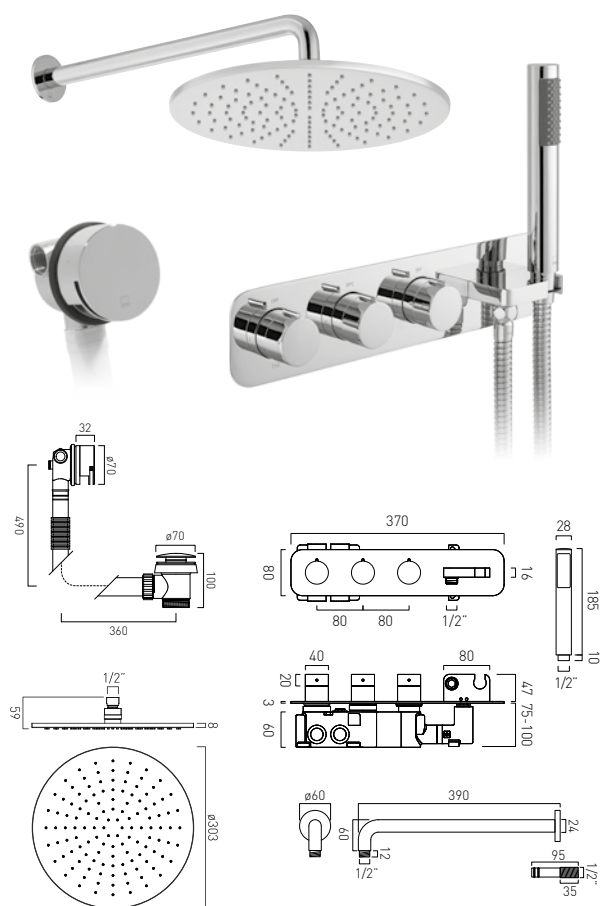


concealed wall bracket
for mounting VADO thermostatic
shower valves in stud walls
min-max span 360-523
see page 164 for more information

	£ ex-vat	£ inc-vat
stainless steel WG-STUDFAST-C-S/S	45.83	55.00



Showering



Tablet iO Altitude

- 3 outlet thermostatic shower valve with integrated outlet, handset, hose and all-flow function
- Nebula 300mm round head and shower arm
- clic-clac bath filler waste and overflow

thermostatic cartridge V-704-34S
diverter cartridge FL-802-33/2MX
flow cartridge FL-301-RTC
minimum operating pressure 1.0 bar MP

kit comprises:

TAB-128/3WO-ALT-CP

NEB-R0/30-SA-CP

WG-81389-C/P

2 x 3/4" female inlets

2 x 3/4" female outlets, 1 x 1/2" male outlet

includes 3/4" - 1/2" adaptors

supplied with mortar/tile guard

min-max wall mount 75-100mm

optimum installation depth 87mm

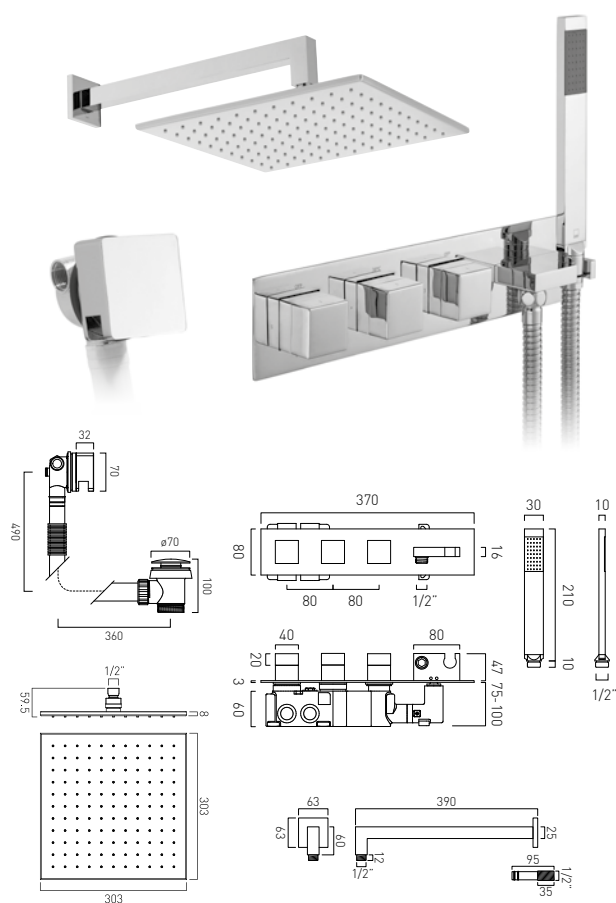
chrome	£ ex-vat	£ inc-vat
TAB-1753/WO-ALT-CP	1,229.17	1,475.00

H2ECO®

FR-SHOWER/9-C/P (handset)	13.33	16.00
------------------------------	-------	-------

H2ECO®

FR-SHOWER/9-PLA (fixed head)	8.33	10.00
---------------------------------	------	-------



Tablet iO Notion

- 3 outlet thermostatic shower valve with integrated outlet, handset, hose and all-flow function
- Nebula 300mm square head and shower arm
- square clic-clac bath filler waste and overflow

thermostatic cartridge V-704-34S
diverter cartridge FL-802-33/2MX
flow cartridge FL-301-RTC
minimum operating pressure 1.0 bar MP

kit comprises:

TAB-128/3WO-NOT-CP

NEB-SQ/30-SA-CP

WG-81389/SQ-C/P

2 x 3/4" female inlets

2 x 3/4" female outlets, 1 x 1/2" male outlet

includes 3/4" - 1/2" adaptors

supplied with mortar/tile guard

min-max wall mount 75-100mm

optimum installation depth 87mm

chrome	£ ex-vat	£ inc-vat
TAB-1753/WO-NOT-CP	1,229.17	1,475.00

H2ECO®

FR-SHOWER/9-C/P (handset)	13.33	16.00
------------------------------	-------	-------

H2ECO®

FR-SHOWER/9-PLA (fixed head)	8.33	10.00
---------------------------------	------	-------



Tablet iO Packages

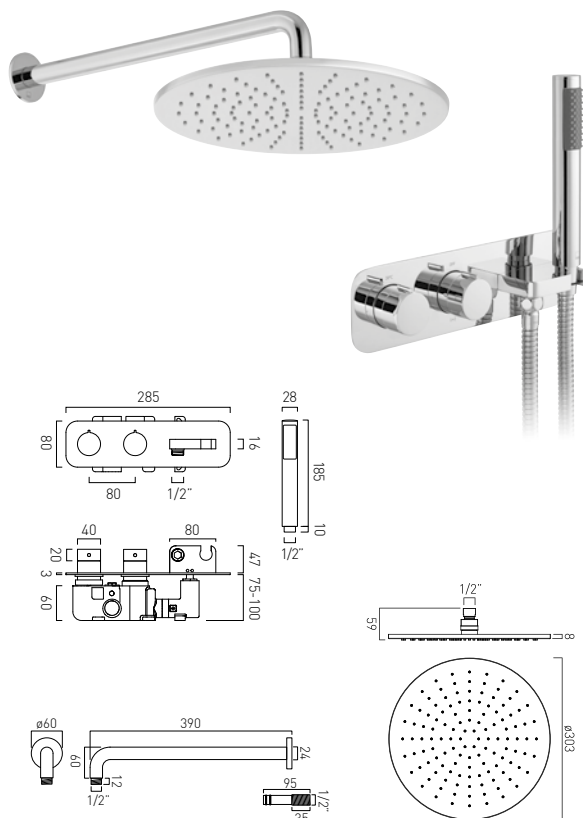


see page 164



scan QR to discover more

to save water just add the code shown next to the H2ECO® symbol to your order (see page 298 for further information)



Tablet i0 Altitude

- 2 outlet thermostatic shower valve with integrated outlet, handset and hose and all-flow function
- Nebula 300mm round head and shower arm

thermostatic cartridge C-704-34S
diverter cartridge FL-802-33/2MX
minimum operating pressure 1.0 bar MP

kit comprises:

TAB-148/2WO-ALT-CP
NEB-R0/30-SA-CP

2 x 3/4" female inlets
1 x 3/4" female outlet, 1 x 1/2" male outlet
includes 3/4" - 1/2" adaptors
supplied with mortar/tile guard
min-max wall mount 75-100mm
optimum installation depth 87mm

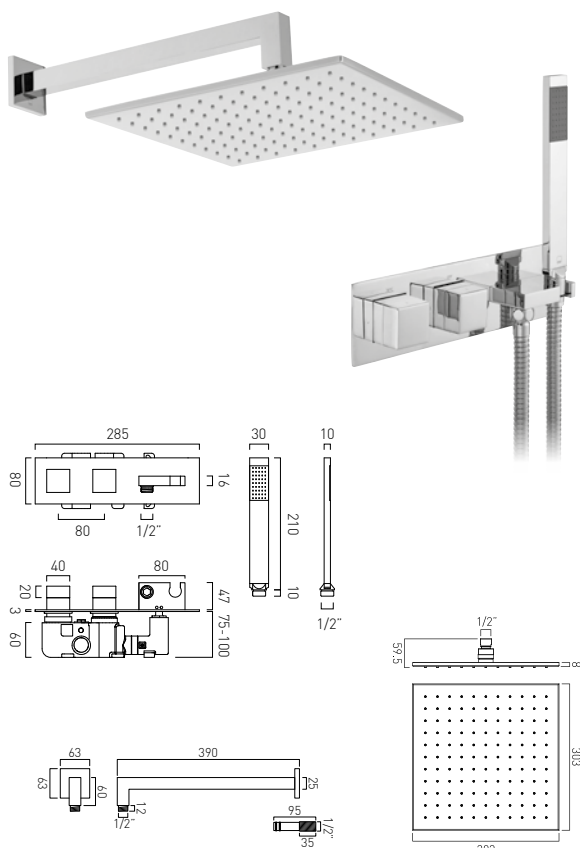
chrome	£ ex-vat	£ inc-vat
TAB-1721/WO-ALT-CP	1,050.00	1,260.00

H₂ECO®

FR-SHOWER/9-C/P (handset)	13.33	16.00
---------------------------	-------	-------

H₂ECO®

FR-SHOWER/9-PLA (fixed head)	8.33	10.00
------------------------------	------	-------



Tablet i0 Notion

- 2 outlet thermostatic shower valve with integrated outlet, handset and hose and all-flow function
- Nebula 300mm square head and shower arm

thermostatic cartridge C-704-34S
diverter cartridge FL-802-33/2MX
minimum operating pressure 1.0 bar MP

kit comprises:

TAB-148/2WO-NOT-CP
NEB-SQ/30-SA-CP

2 x 3/4" female inlets
1 x 3/4" female outlet, 1 x 1/2" male outlet
includes 3/4" - 1/2" adaptors
supplied with mortar/tile guard
min-max wall mount 75-100mm
optimum installation depth 87mm

chrome	£ ex-vat	£ inc-vat
TAB-1721/WO-NOT-CP	1,050.00	1,260.00

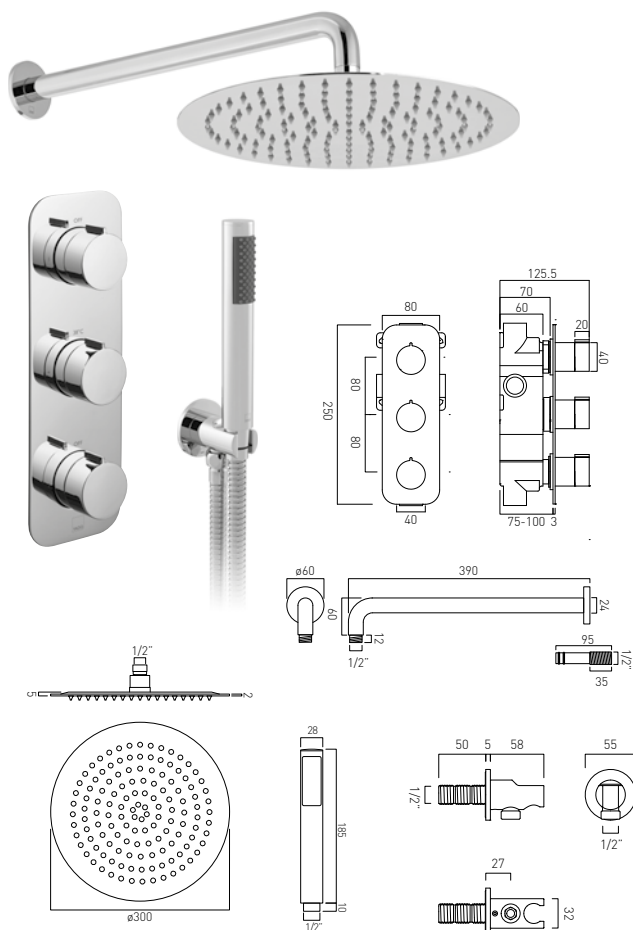
H₂ECO®

FR-SHOWER/9-C/P (handset)	13.33	16.00
---------------------------	-------	-------

H₂ECO®

FR-SHOWER/9-PLA (fixed head)	8.33	10.00
------------------------------	------	-------





Tablet Altitude Vertical

- 2 outlet thermostatic shower valve with all-flow function
- Aquablade 300mm round head and shower arm
- Zoo single function shower kit with integrated outlet and bracket

thermostatic cartridge V-704-34S
2 x flow cartridge FL-301-RTC
minimum operating pressure 1.0 bar MP

kit comprises:

TAB-128/2-ALT-C/P

AQB-R0/30/SA-C/P

ZOO-SFMKW0-C/P

shower valve includes 3/4" - 1/2" adaptors
min-max wall mount 68-77mm (standard)
optimum installation depth 73mm (standard)

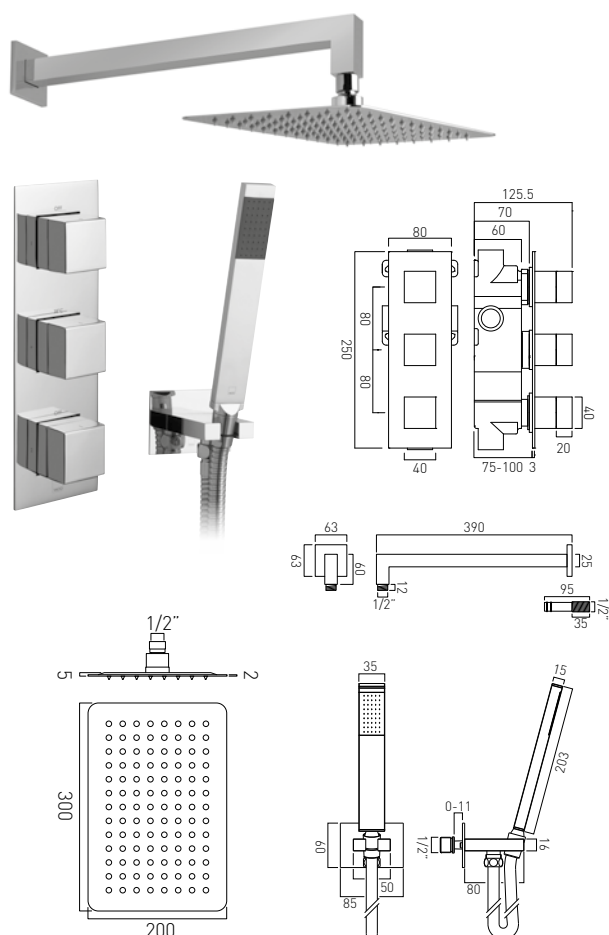
chrome	£ ex-vat	£ inc-vat
TAB-1743/ALT-CP	1,100.00	1,320.00

H₂ECO®

FR-SHOWER/9-C/P (handset)	13.33	16.00
---------------------------	-------	-------

H₂ECO®

FR-SHOWER/9-PLA (fixed head)	8.33	10.00
------------------------------	------	-------



Tablet Notion Vertical

- 2 outlet thermostatic shower valve with all-flow function
- Aquablade 200mm x 300mm rectangular head and shower arm
- Instinct single function shower kit with integrated outlet and bracket

thermostatic cartridge V-704-34S
2 x flow cartridge FL-301-RTC
minimum operating pressure 1.0 bar MP

kit comprises:

TAB-128/2-NOT-C/P

AQB-20X30/SA/A-C/P

INS-SFMKW0-C/P

shower valve includes 3/4" - 1/2" adaptors
min-max wall mount 68-77mm (standard)
optimum installation depth 73mm (standard)

chrome	£ ex-vat	£ inc-vat
TAB-1743/NOT-CP	1,120.83	1,345.00

H₂ECO®

FR-SHOWER/9-C/P (handset)	13.33	16.00
---------------------------	-------	-------

H₂ECO®

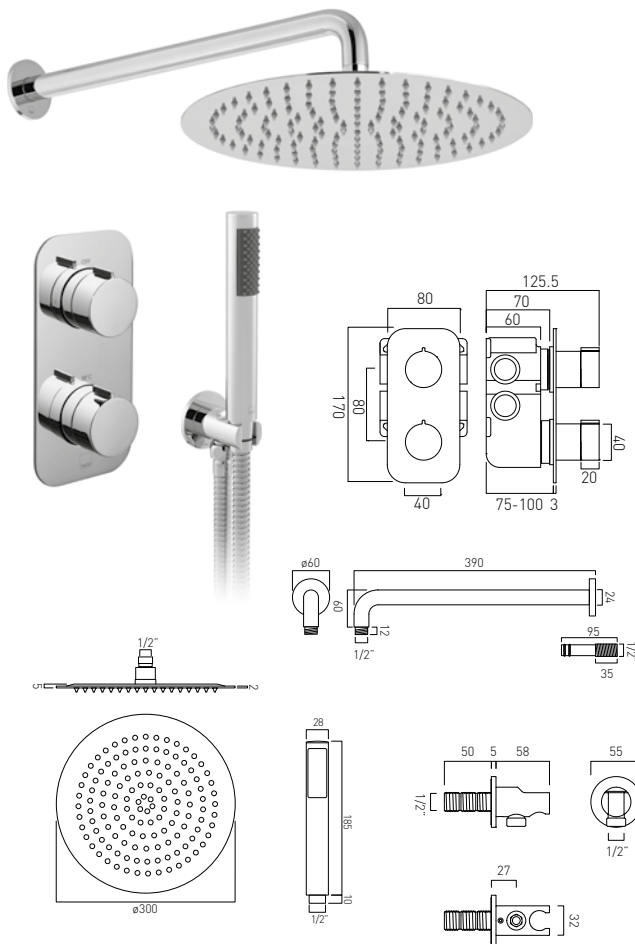
FR-SHOWER/9-PLA (fixed head)	8.33	10.00
------------------------------	------	-------



Tablet Valve Packages



see page 164 all-flow scan QR to discover more



Tablet Altitude Vertical

- 2 outlet thermostatic shower valve with all-flow function
- Aquablade 300mm round head with shower arm
- Zoo single function shower kit with integrated outlet and bracket

thermostatic cartridge V-704-34S
diverter cartridge FL-802-33/2MX
minimum operating pressure 1.0 bar MP

kit comprises:

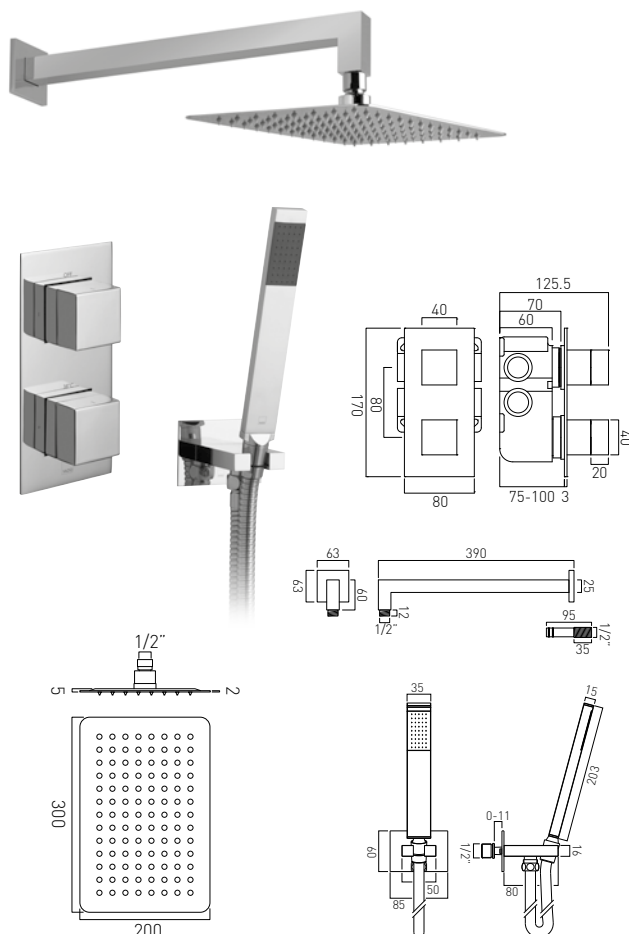
TAB-148/2-ALT-C/P
AQB-R0/30/SA-C/P
ZOO-SFMKW0-C/P

shower valve includes 3/4" - 1/2" adaptors
min-max wall mount 68-77mm (standard)
optimum installation depth 73mm (standard)

chrome	£ ex-vat	£ inc-vat
TAB-1721/ALT-CP	1,058.33	1,270.00

H ₂ ECO®	£ ex-vat	£ inc-vat
FR-SHOWER/9-C/P (handset)	13.33	16.00

H ₂ ECO®	£ ex-vat	£ inc-vat
FR-SHOWER/9-PLA (fixed head)	8.33	10.00



Tablet Notion Vertical

- 2 outlet thermostatic shower valve with all-flow function
- Aquablade 200mm x 300mm rectangular head and shower arm
- Instinct single function shower kit with integrated outlet and bracket

thermostatic cartridge V-704-34S
diverter cartridge FL-802-33/2MX
minimum operating pressure 1.0 bar MP

kit comprises:

TAB-148/2-NOT-C/P
AQB-20X30/SA/A-C/P
INS-SFMKW0-C/P

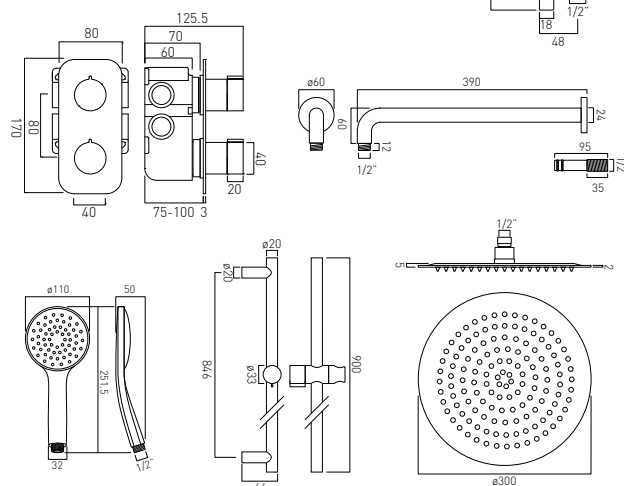
shower valve includes 3/4" - 1/2" adaptors
min-max wall mount 68-77mm (standard)
optimum installation depth 73mm (standard)

chrome	£ ex-vat	£ inc-vat
TAB-1721/NOT-CP	1,079.17	1,295.00

H ₂ ECO®	£ ex-vat	£ inc-vat
FR-SHOWER/9-C/P (handset)	13.33	16.00

H ₂ ECO®	£ ex-vat	£ inc-vat
FR-SHOWER/9-PLA (fixed head)	8.33	10.00





Tablet Altitude Vertical

- 2 outlet thermostatic shower valve with all-flow function
- Aquablade 300mm round head with shower arm
- Atmosphere slide rail shower kit with air-injection single function handset
- Life wall outlet

thermostatic cartridge V-704-34S
diverter cartridge FL-802-33/2MX
minimum operating pressure 1.0 bar MP

kit comprises:

TAB-148/2-ALT-C/P

ATM-SFSRK/2-C/P

AQB-RO/30/SA-C/P

LIF-OUTLET-C/P

shower valve includes 3/4" - 1/2" adaptors
min-max wall mount 68-77mm (standard)
optimum installation depth 73mm (standard)

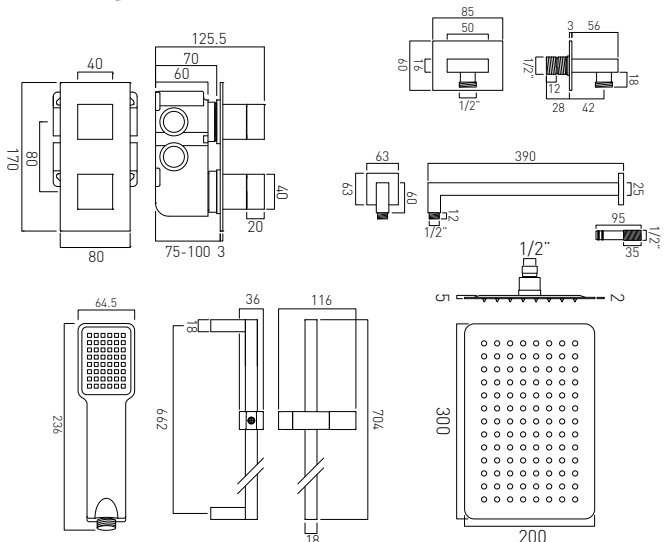
chrome	£ ex-vat	£ inc-vat
TAB-1720/ALT-AS-CP	1,175.00	1,410.00

H2ECO®

FR-SHOWER/9-C/P (handset)	13.33	16.00
------------------------------	-------	-------

H2ECO®

FR-SHOWER/9-PLA (fixed head)	8.33	10.00
---------------------------------	------	-------



Tablet Notion Vertical

- 2 outlet thermostatic shower valve with all-flow function
- Aquablade 200mm x 300mm rectangular head and shower arm
- V2 slide rail shower kit with single function handset
- Instinct wall outlet

thermostatic cartridge V-704-34S
diverter cartridge FL-802-33/2MX
minimum operating pressure 1.0 bar MP

kit comprises:

TAB-148/2-NOT-C/P

AQB-20X30/SA/A-C/P

WG-V2KIT-C/P

INS-OUTLET-C/P

shower valve includes 3/4" - 1/2" adaptors
min-max wall mount 68-77mm (standard)
optimum installation depth 73mm (standard)

chrome	£ ex-vat	£ inc-vat
TAB-1720/NOT-V2-CP	1,137.50	1,365.00

H2ECO®

FR-SHOWER/9-C/P (handset)	13.33	16.00
------------------------------	-------	-------

H2ECO®

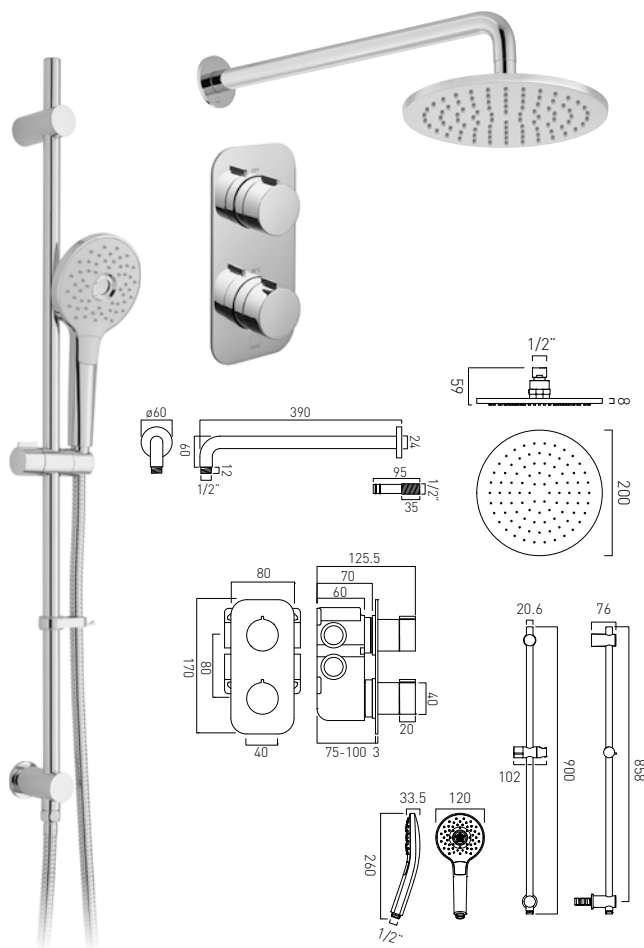
FR-SHOWER/9-PLA (fixed head)	8.33	10.00
---------------------------------	------	-------



Tablet Valve Packages



see page 164 all-flow scan QR to discover more



Tablet Altitude Vertical

- 2 outlet thermostatic shower valve with all-flow function
- Nebula 200mm round head with shower arm
- Ora 3 function slide rail shower kit with integrated outlet

thermostatic cartridge V-704-34S
diverter cartridge FL-802-33/2MX
minimum operating pressure 1.0 bar MP

kit comprises:

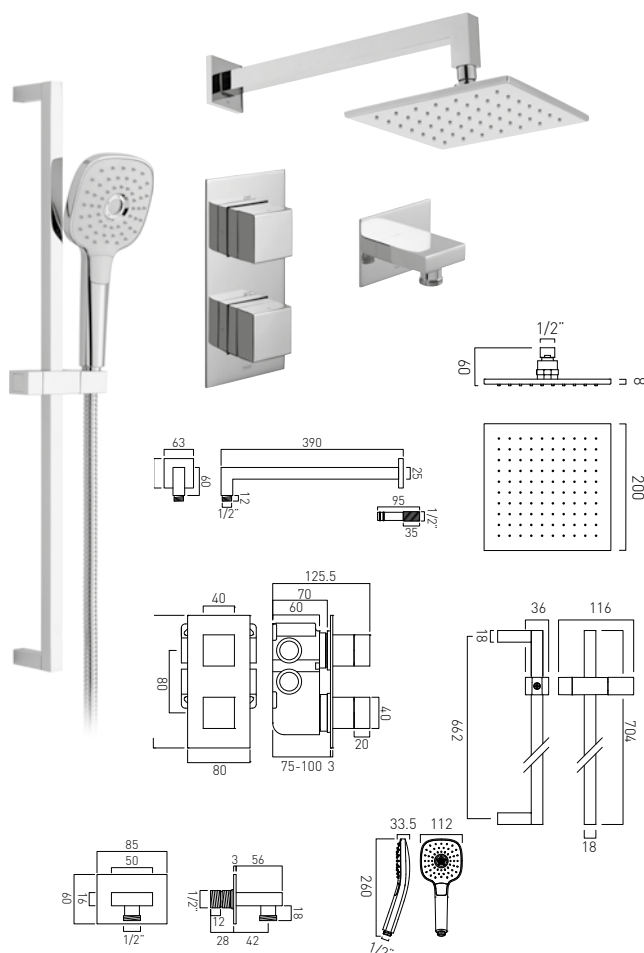
TAB-148/2-ALT-C/P
ORA-MFSRKWO-R0-CP
NEB-R0/20-SA-CP

shower valve includes 3/4" - 1/2" adaptors
min-max wall mount 75-100mm (standard)
optimum installation depth 87mm (standard)

chrome	£ ex-vat	£ inc-vat
TAB-1722/ALT-ORA-CP	1,016.67	1,220.00

H ₂ ECO®	£ ex-vat	£ inc-vat
FR-SHOWER/9-C/P (handset)	13.33	16.00

H ₂ ECO®	£ ex-vat	£ inc-vat
FR-SHOWER/9-PLA (fixed head)	8.33	10.00



Tablet Notion Vertical

- 2 outlet thermostatic shower valve with all-flow function
- Nebula 200mm square head with shower arm
- Ora 3 function slide rail shower kit
- Instinct wall outlet

thermostatic cartridge V-704-34S
diverter cartridge FL-802-33/2MX
minimum operating pressure 1.0 bar MP

kit comprises:

TAB-148/2-NOT-C/P
ORA-MFSRK/SQ-CP
NEB-SQ/20-SA-CP
INS-OUTLET-C/P

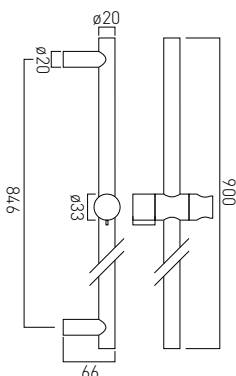
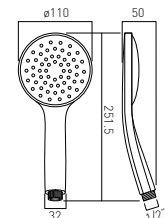
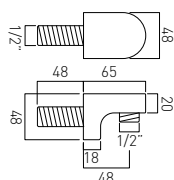
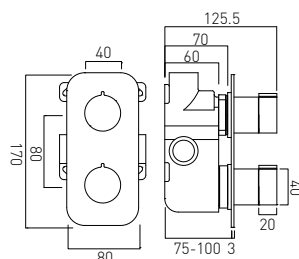
shower valve includes 3/4" - 1/2" adaptors
min-max wall mount 75-100mm (standard)
optimum installation depth 87mm (standard)

chrome	£ ex-vat	£ inc-vat
TAB-1720/NOT-ORA-CP	1,054.17	1,265.00

H ₂ ECO®	£ ex-vat	£ inc-vat
FR-SHOWER/9-C/P (handset)	13.33	16.00

H ₂ ECO®	£ ex-vat	£ inc-vat
FR-SHOWER/9-PLA (fixed head)	8.33	10.00





Tablet Altitude Vertical

- 1 outlet thermostatic shower valve
- Atmosphere slide rail shower kit with air-injection single function handset
- Life wall outlet

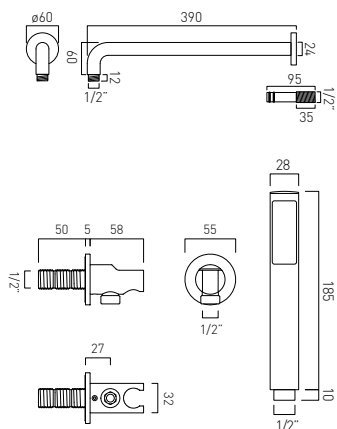
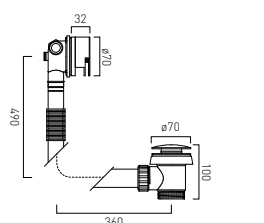
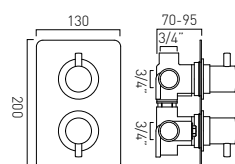
thermostatic cartridge V-704-34S
flow cartridge FL-301-RTC
minimum operating pressure 0.2 bar LP

kit comprises:

TAB-148-ALT-C/P
ATM-SFSRK/2-C/P
LIF-OUTLET-C/P

2 x 3/4" female inlets
1 x 3/4" female outlets
includes 3/4" - 1/2" adaptors
inc. bleed valve for system flush on installation
min-max wall mount 70-95mm
optimum installation depth 82mm

chrome	£ ex-vat	£ inc-vat
TAB-1710/ALT-AS-CP	766.67	920.00
H2ECO® FR-SHOWER/9-C/P	13.33	16.00



Celsius

- 3 outlet thermostatic shower valve
- Aquablade 200mm round head and shower arm
- Zoo single function shower kit with integrated outlet and bracket
- clic-clac bath filler waste and overflow

thermostatic cartridge V-704-34S
diverter cartridge FL-804-33X/3X
minimum operating pressure 1.0 bar MP

kit comprises:

CEL-148D/3/SQ-C/P
AQB-R0/20/SA-C/P
ZOO-SFMKW0-C/P
WG-81389-C/P

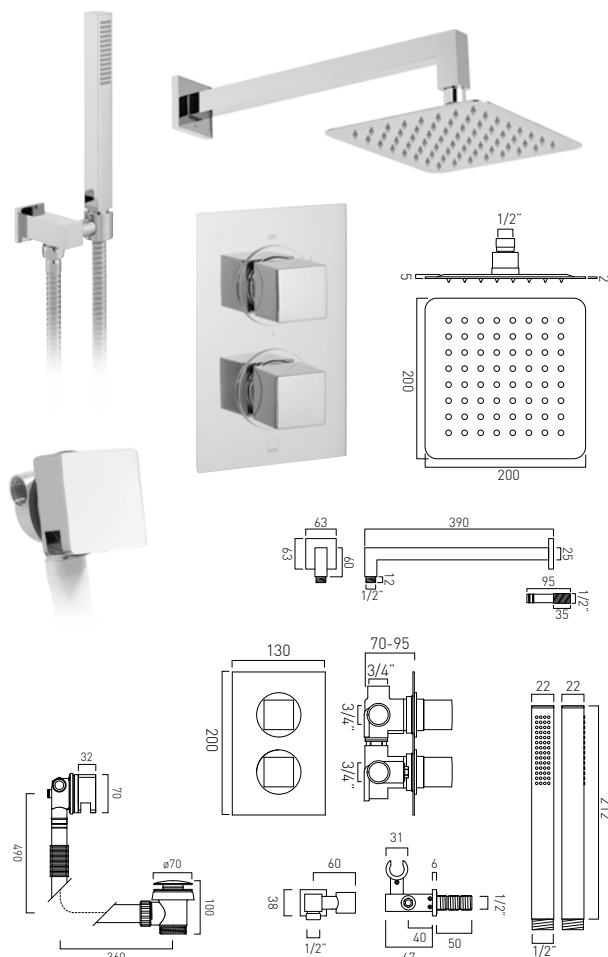
2 x 3/4" female inlets
3 x 3/4" female outlets
includes 3/4" - 1/2" adaptors
supplied with mortar/tile guard
inc. bleed valve for system flush on installation
min-max wall mount 70-95mm
optimum installation depth 82mm

chrome	£ ex-vat	£ inc-vat
DX-173252-CELSQ-CP	1,033.33	1,240.00
H2ECO® FR-SHOWER/9-C/P (handset)	13.33	16.00

H2ECO® FR-SHOWER/9-PLA (fixed head)	8.33	10.00
--	------	-------



Tablet / DX Packages



Mix²

- 3 outlet thermostatic shower valve
- Aquablade 200mm square head and shower arm
- Mix² single function shower kit with integrated outlet and bracket
- square clic-clac bath filler waste and overflow

thermostatic cartridge V-704-34S
diverter cartridge FL-804-33X/3X
minimum operating pressure 1.0 bar MP

kit comprises:

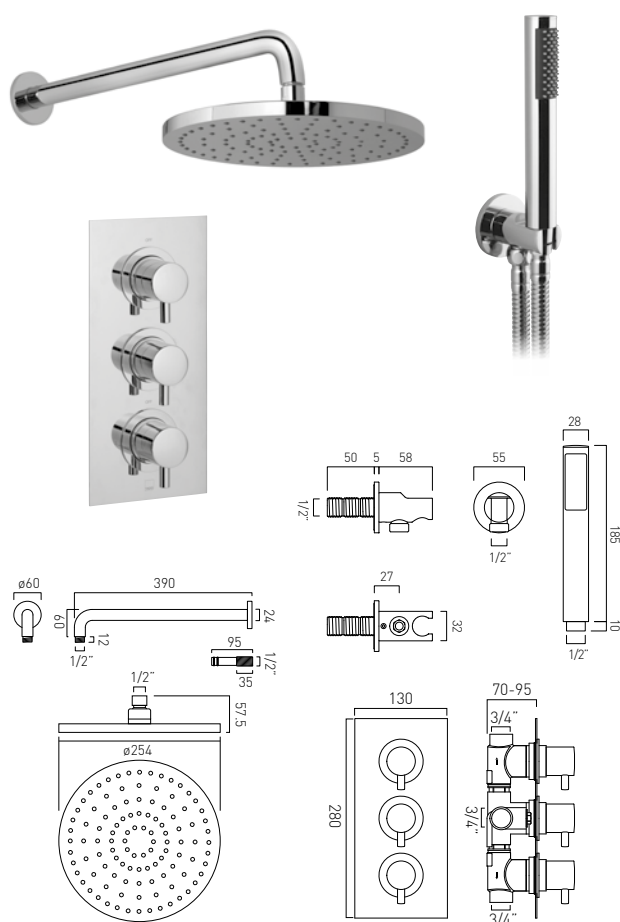
MIX-148D/3-C/P
AQB-SQ/20/SA/A-C/P
MIX-SFMKW0-C/P
WG-81389/SQ-C/P

2 x 3/4" female inlets
3 x 3/4" female outlets
includes 3/4" - 1/2" adaptors
supplied with mortar/tile guard
inc. bleed valve for system flush on installation
min-max wall mount 70-95mm
optimum installation depth 82mm

chrome	£ ex-vat	£ inc-vat
DX-173252-MIX-CP	1,075.00	1,290.00

H2ECO®	£ ex-vat	£ inc-vat
FR-SHOWER/9-C/P (handset)	13.33	16.00

H2ECO®	£ ex-vat	£ inc-vat
FR-SHOWER/9-PLA (fixed head)	8.33	10.00



Celsius

- 2 outlet thermostatic shower valve
- Saturn 254mm round head with shower arm
- Zoo single function shower kit with integrated outlet and bracket

thermostatic cartridge V-704-34S
diverter cartridge FL-301-RTC
minimum operating pressure 0.2 bar LP

kit comprises:

CEL-128D/2-C/P
WG-SATURN2/SA-C/P
Z00-SFMKW0-C/P

2 x 3/4" female inlets
2 x 3/4" female outlets
includes 3/4" - 1/2" adaptors
supplied with mortar/tile guard
inc. bleed valve for system flush on installation
min-max wall mount 70-95mm
optimum installation depth 82mm

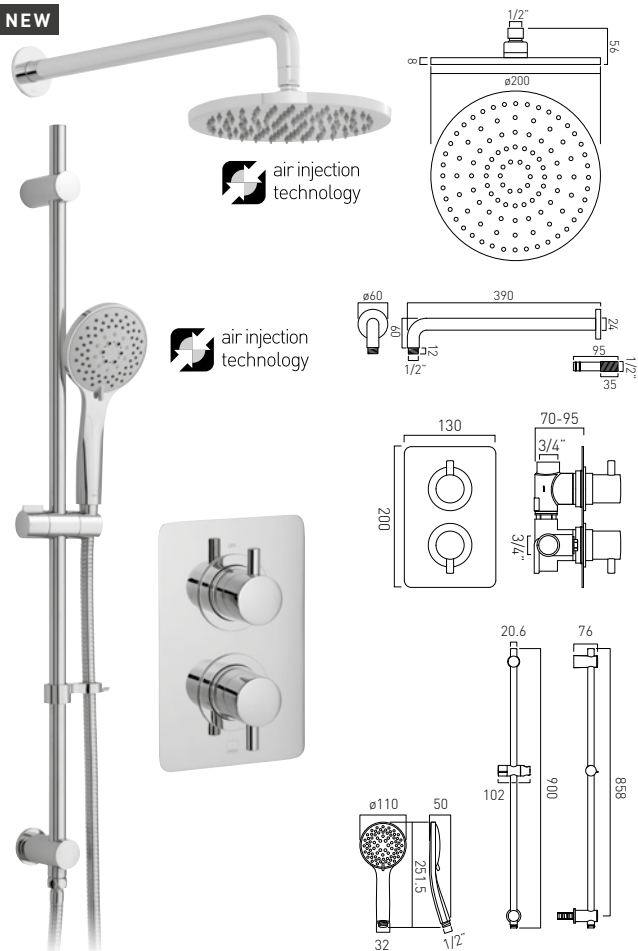
chrome	£ ex-vat	£ inc-vat
DX-174251-CELSQ-CP	900.00	1,080.00

H2ECO®	£ ex-vat	£ inc-vat
FR-SHOWER/9-C/P (handset)	13.33	16.00

H2ECO®	£ ex-vat	£ inc-vat
FR-SHOWER/9-PLA (fixed head)	8.33	10.00



NEW



Celsius

- 2 outlet thermostatic shower valve
- Atmosphere 200mm round head with shower arm
- Atmosphere slide rail shower kit with air-injection 5 function handset

thermostatic cartridge V-704-34S
diverter cartridge C-803-33X/3X
minimum operating pressure 1.0 bar MP

Kit comprises:

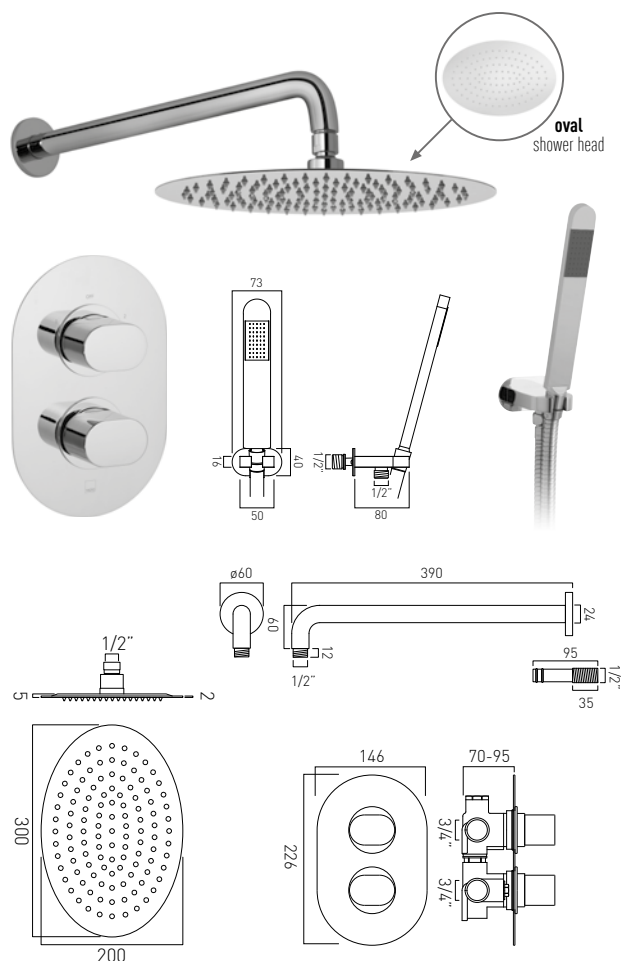
CEL-148D/2/SQ-C/P
ATM-HEADR0/B/SA-C/P
ATM-MFSRKWO-CP

2 x 3/4" female inlets
2 x 3/4" female outlets
includes 3/4" - 1/2" adaptors
supplied with mortar/tile guard
inc. bleed valve for system flush on installation
min-max wall mount 70-95mm
optimum installation depth 82mm

chrome	£ ex-vat	£ inc-vat
DX-172252-CELSQ-CP	975.00	1,170.00

H ₂ ECO®	£ ex-vat	£ inc-vat
FR-SHOWER/9-C/P (handset)	13.33	16.00

H ₂ ECO®	£ ex-vat	£ inc-vat
FR-SHOWER/9-PLA (fixed head)	8.33	10.00



Life

- 2 outlet thermostatic shower valve
- Aquablade 200mm x 300mm oval head with shower arm
- Life single function shower kit with integrated outlet and bracket

thermostatic cartridge V-704-34S
diverter cartridge C-803-33X/3X
minimum operating pressure 1.0 bar MP

Kit comprises:

LIF-148D/2-C/P
AQB-0V/30/SA-C/P
LIF-SFMKWO-C/P


2 x 3/4" female inlets
2 x 3/4" female outlets
includes 3/4" - 1/2" adaptors
supplied with mortar/tile guard
inc. bleed valve for system flush on installation
min-max wall mount 70-95mm
optimum installation depth 82mm

chrome	£ ex-vat	£ inc-vat
DX-172251-LIF-CP	1,025.00	1,230.00

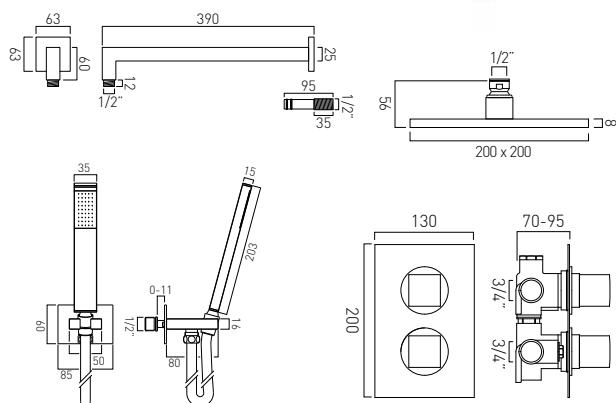
H ₂ ECO®	£ ex-vat	£ inc-vat
FR-SHOWER/9-C/P (handset)	13.33	16.00

H ₂ ECO®	£ ex-vat	£ inc-vat
FR-SHOWER/9-PLA (fixed head)	8.33	10.00





air injection technology



Mix²

- 2 outlet thermostatic shower valve
- Atmosphere 200mm square head with shower arm
- Instinct single function shower kit with integrated outlet and bracket

thermostatic cartridge V-704-34S
diverter cartridge C-803-33X/3X
minimum operating pressure 1.0 bar MP

kit comprises:

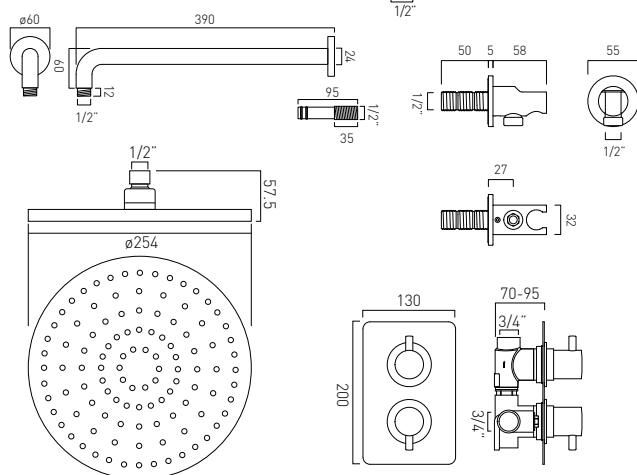
MIX-148D/2-C/P
ATM-HEADSQ/B/SA/A-CP
INS-SFMKW0-C/P

2 x 3/4" female inlets
2 x 3/4" female outlets
includes 3/4" - 1/2" adaptors
supplied with mortar/tile guard
inc. bleed valve for system flush on installation
min-max wall mount 70-95mm
optimum installation depth 82mm

chrome
DX-172251-MIX-CP
£ ex-vat 1,004.17 £ inc-vat 1,205.00

H2ECO®
FR-SHOWER/9-C/P
(handset)
13.33 16.00

H2ECO®
FR-SHOWER/9-PLA
(fixed head)
8.33 10.00



Celsius

- 2 outlet thermostatic shower valve
- Saturn 254mm head with shower arm
- Zoo single function shower kit with integrated outlet and bracket

thermostatic cartridge V-704-34S
diverter cartridge C-803-33X/3X
minimum operating pressure 0.2 bar LP

kit comprises:

CEL-148D/2/SQ-C/P
WG-SATURN2/SA-C/P
Z00-SFMKW0-C/P

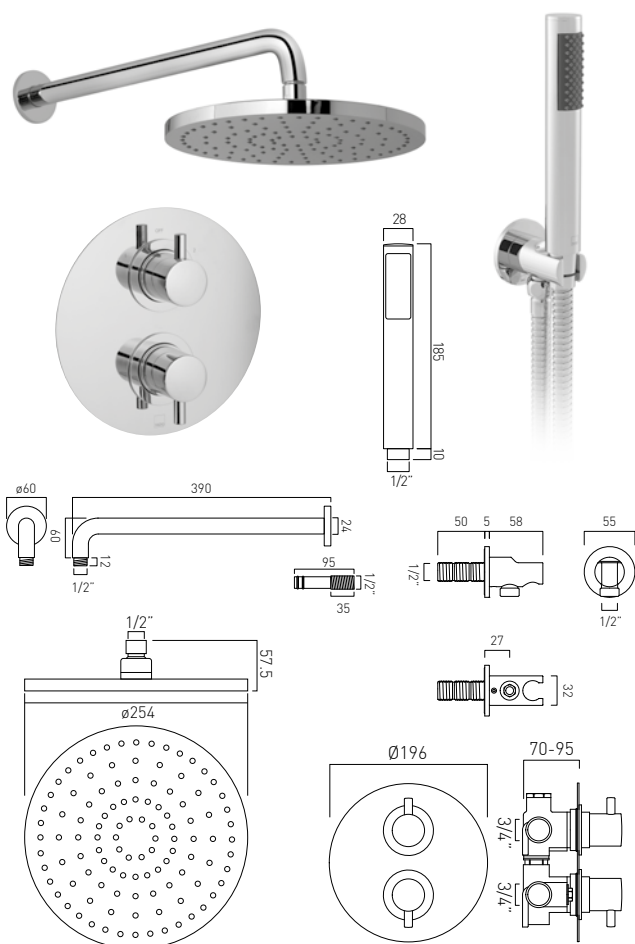
2 x 3/4" female inlets
2 x 3/4" female outlets
includes 3/4" - 1/2" adaptors
supplied with mortar/tile guard
inc. bleed valve for system flush on installation
min-max wall mount 70-95mm
optimum installation depth 82mm

chrome
DX-172251-CELSQ-CP
£ ex-vat 862.50 £ inc-vat 1,035.00

H2ECO®
FR-SHOWER/9-C/P
(handset)
13.33 16.00

H2ECO®
FR-SHOWER/9-PLA
(fixed head)
8.33 10.00





Celsius

- 2 outlet thermostatic shower valve
- Saturn 254mm head with shower arm
- Zoo single function shower kit with integrated outlet and bracket

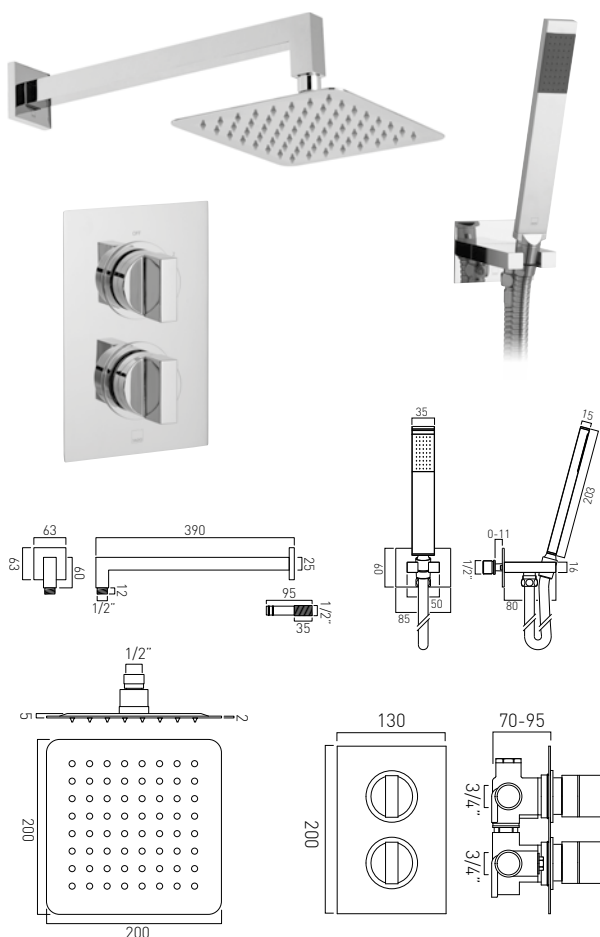
thermostatic cartridge V-704-34S
diverter cartridge C-803-33X/3X
minimum operating pressure 0.2 bar LP

kit comprises:

CEL-148D/2/RO-C/P
WG-SATURN2/SA-C/P
ZOO-SFMKW0-C/P

2 x 3/4" female inlets
2 x 3/4" female outlets
includes 3/4" - 1/2" adaptors
supplied with mortar/tile guard
inc. bleed valve for system flush on installation
min-max wall mount 70-95mm
optimum installation depth 82mm

chrome	£ ex-vat	£ inc-vat
DX-172251-CELRO-CP	862.50	1,035.00
H2ECO® FR-SHOWER/9-C/P (handset)	13.33	16.00
H2ECO® FR-SHOWER/9-PLA (fixed head)	8.33	10.00



Notion

- 2 outlet thermostatic shower valve
- Aquablade 200mm square head with shower arm
- Instinct single function shower kit with integrated outlet and bracket

thermostatic cartridge V-704-34S
diverter cartridge C-803-33X/3X
minimum operating pressure 0.2 bar LP

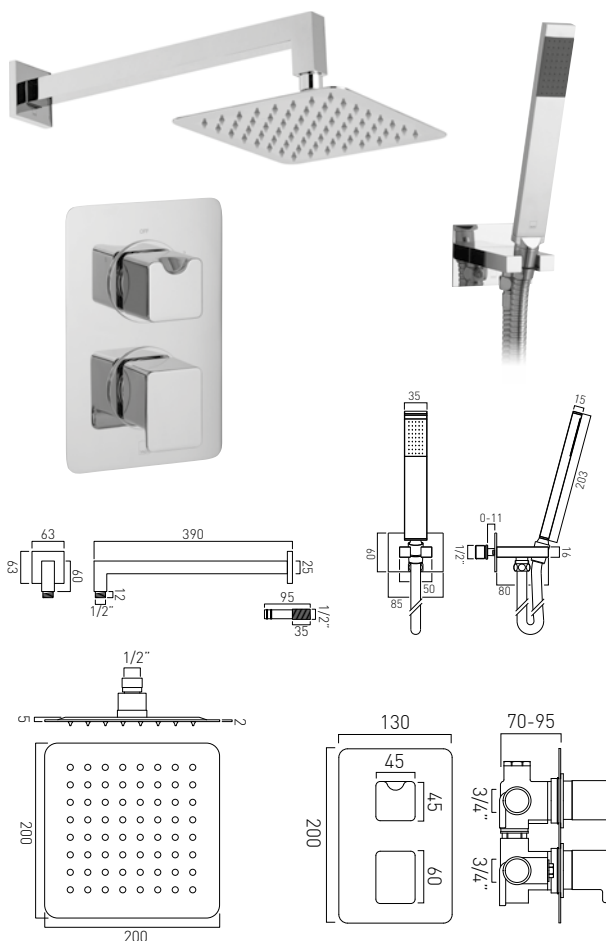
kit comprises:

NOT-148D/2-C/P
AQB-SQ/20/SA/A-C/P
INS-SFMKW0-C/P

2 x 3/4" female inlets
2 x 3/4" female outlets
includes 3/4" - 1/2" adaptors
supplied with mortar/tile guard
inc. bleed valve for system flush on installation
min-max wall mount 70-95mm
optimum installation depth 82mm

chrome	£ ex-vat	£ inc-vat
DX-172251-NOT-CP	929.17	1,115.00
H2ECO® FR-SHOWER/9-C/P (handset)	13.33	16.00
H2ECO® FR-SHOWER/9-PLA (fixed head)	8.33	10.00





Phase

- 2 outlet thermostatic shower valve
- Aquablade 200mm square head with shower arm
- Instinct single function shower kit with integrated outlet and bracket

thermostatic cartridge V-704-34S
diverter cartridge C-803-33X/3X
minimum operating pressure 0.2 bar LP

kit comprises:

PHA-148D/2-C/P

AQB-SQ/20/SA/A-C/P

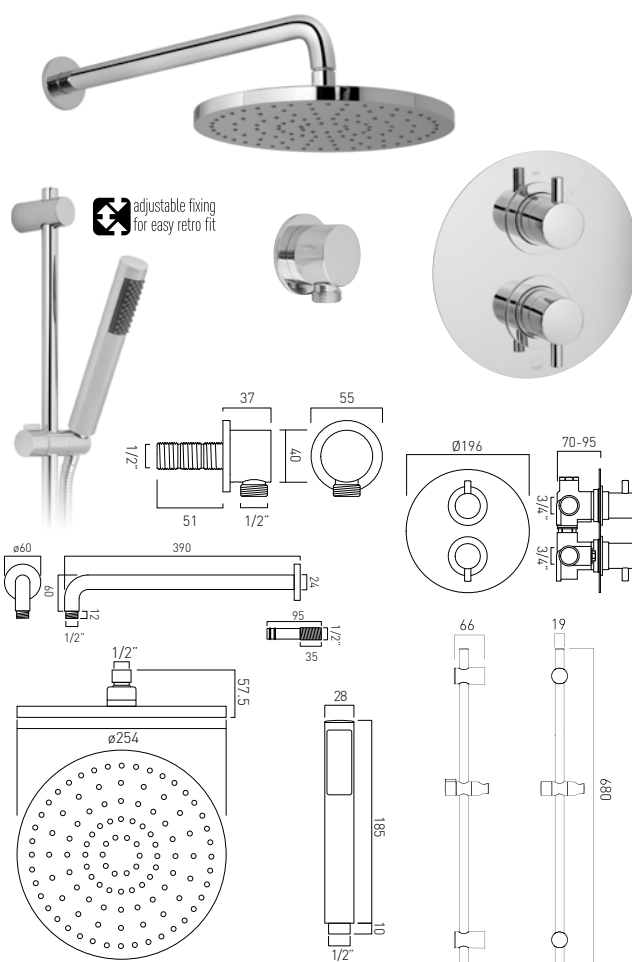
INS-SFMKW0-C/P

2 x 3/4" female inlets
2 x 3/4" female outlets
includes 3/4" - 1/2" adaptors
supplied with mortar/tile guard
inc. bleed valve for system flush on installation
min-max wall mount 70-95mm
optimum installation depth 82mm

chrome	£ ex-vat	£ inc-vat
DX-172251-PHA-CP	929.17	1,115.00

H2ECO®		
FR-SHOWER/9-C/P (handset)	13.33	16.00

H2ECO®		
FR-SHOWER/9-PLA (fixed head)	8.33	10.00



Celsius

- 2 outlet thermostatic shower valve
- Saturn 254mm head with shower arm
- Venus single function slide rail shower kit
- Elements wall outlet

thermostatic cartridge V-704-34S
diverter cartridge C-803-33X/3X
minimum operating pressure 0.2 bar LP

kit comprises:

CEL-148D/2/R0-C/P

WG-SATURN2/SA-C/P

ELE-OUTLET2-CP

WG-VENUSKIT-C/P

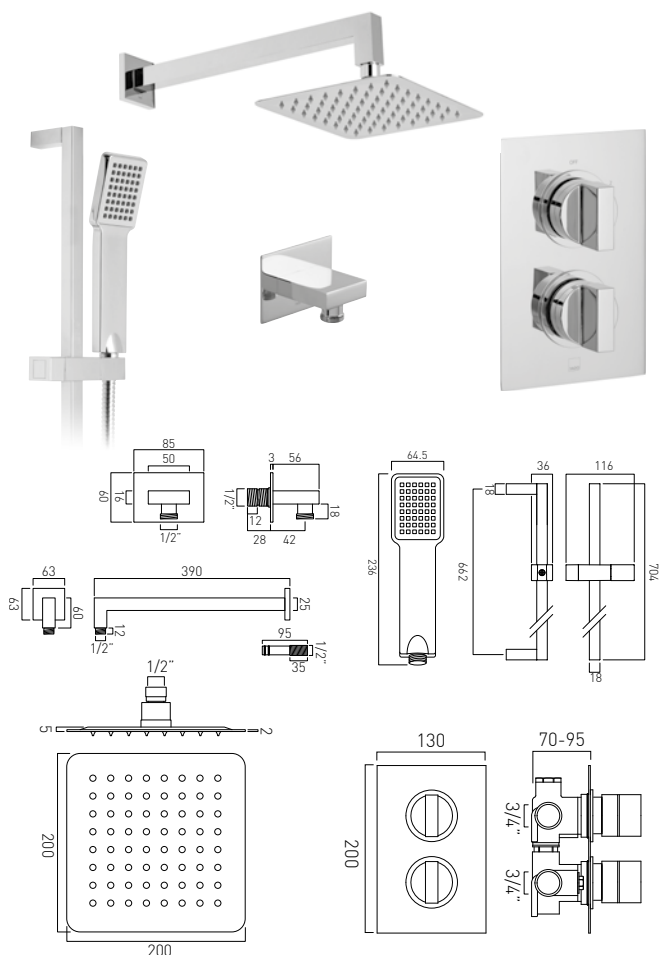
2 x 3/4" female inlets
2 x 3/4" female outlets
includes 3/4" - 1/2" adaptors
supplied with mortar/tile guard
inc. bleed valve for system flush on installation
min-max wall mount 70-95mm
optimum installation depth 82mm

chrome	£ ex-vat	£ inc-vat
DX-172250-CELRO-CP	900.00	1,080.00

H2ECO®		
FR-SHOWER/9-C/P (handset)	13.33	16.00

H2ECO®		
FR-SHOWER/9-PLA (fixed head)	8.33	10.00





Notion

- 2 outlet thermostatic shower valve
- Aquablade 200mm square head with shower arm
- V2 single function slide rail shower kit
- Instinct wall outlet

thermostatic cartridge V-704-34S
diverter cartridge C-803-33X/3X
minimum operating pressure 0.2 bar LP

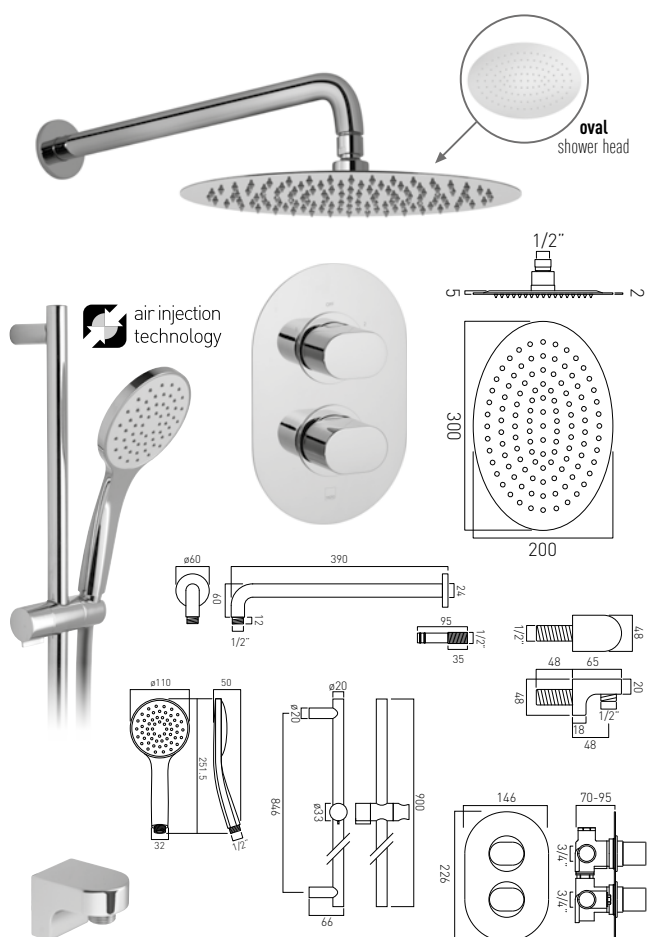
kit comprises:

NOT-148D/2-C/P
AQB-SQ/20/SA/A-C/P
WG-V2KIT-C/P
INS-OUTLET-C/P

2 x 3/4" female inlets
2 x 3/4" female outlets
includes 3/4" - 1/2" adaptors
supplied with mortar/tile guard
inc. bleed valve for system flush on installation
min-max wall mount 70-95mm
optimum installation depth 82mm

chrome	£ ex-vat	£ inc-vat
DX-172250-NOT-CP	987.50	1,185.00
H2ECO® FR-SHOWER/9-C/P (handset)	13.33	16.00

H2ECO® FR-SHOWER/9-PLA (fixed head)	8.33	10.00
--	------	-------



Life

- 2 outlet thermostatic shower valve
- Aquablade 200mm x 300mm oval head with shower arm
- Atmosphere slide rail shower kit with air-injection single function handset
- Life wall outlet

thermostatic cartridge V-704-34S
diverter cartridge C-803-33X/3X
minimum operating pressure 1.0 bar MP

kit comprises:

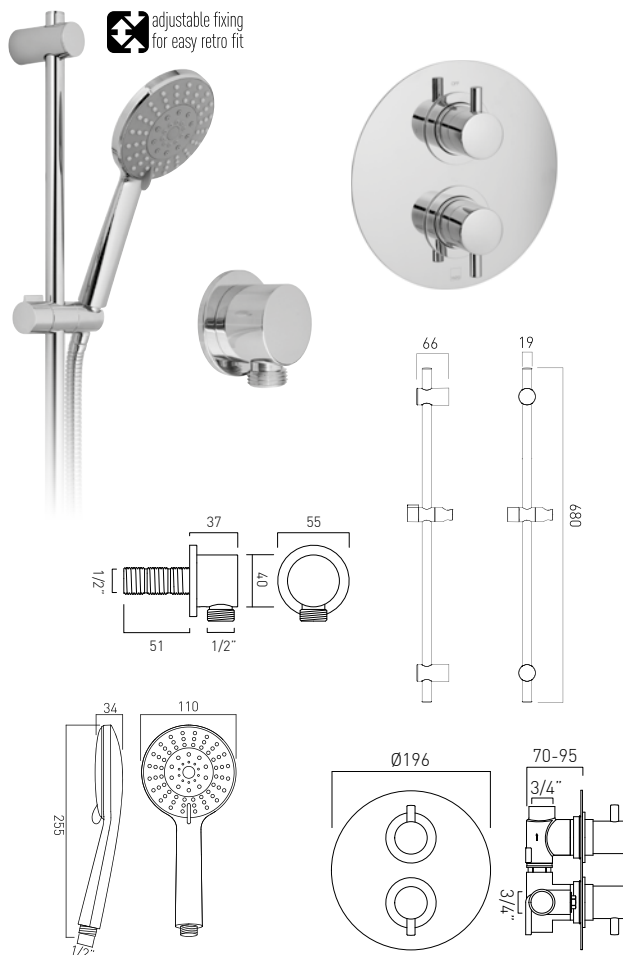
LIF-148D/2-C/P
ATM-SFSRK/2-C/P
AQB-OV/30/SA-C/P
LIF-OUTLET-C/P

2 x 3/4" female inlets
2 x 3/4" female outlets
includes 3/4" - 1/2" adaptors
supplied with mortar/tile guard
inc. bleed valve for system flush on installation
min-max wall mount 70-95mm
optimum installation depth 82mm

chrome	£ ex-vat	£ inc-vat
DX-172250-LIF-CP	1,100.00	1,320.00
H2ECO® FR-SHOWER/9-C/P (handset)	13.33	16.00

H2ECO® FR-SHOWER/9-PLA (fixed head)	8.33	10.00
--	------	-------





Celsius

- 1 outlet thermostatic shower valve
- Evolve 4 function slide rail shower kit
- Elements wall outlet

thermostatic cartridge V-704-34S

flow cartridge C-301-RTC

minimum operating pressure 0.2 bar LP

kit comprises:

CEL-148D/RO-C/P

EVO-MFSRK-DB-C/P

ELE-OUTLET2-CP

2 x 3/4" female inlets

1 x 3/4" female outlets

includes 3/4" - 1/2" adaptors

supplied with mortar/tile guard

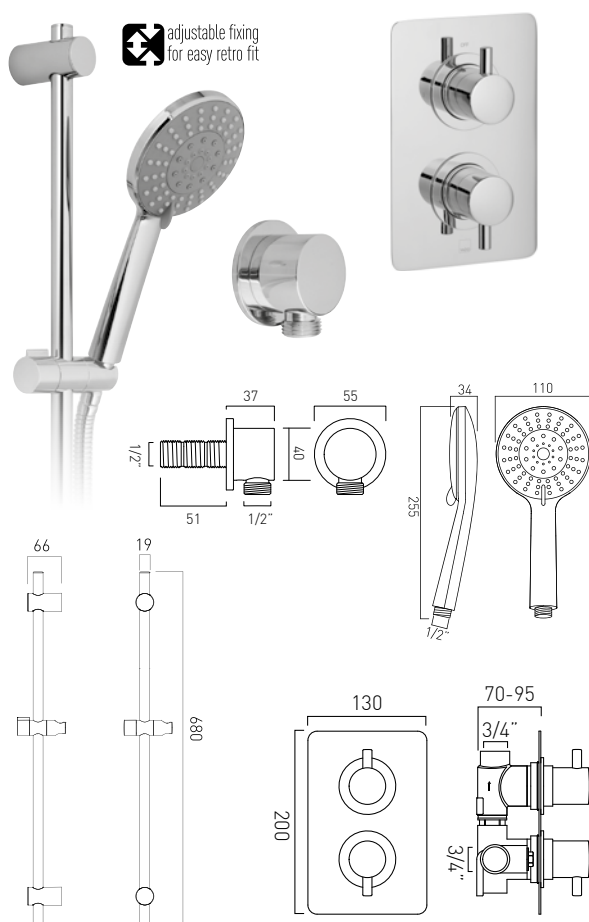
inc. bleed valve for system w on installation

min-max wall mount 70-95mm

optimum installation depth 82mm

chrome	£ ex-vat	£ inc-vat
DX-17120-CELRO-CP	637.50	765.00

H2ECO®	£ ex-vat	£ inc-vat
FR-SHOWER/9-C/P	13.33	16.00



Celsius

- 1 outlet thermostatic shower valve
- Evolve 4 function slide rail shower kit
- Elements wall outlet

thermostatic cartridge V-704-34S

flow cartridge C-301-RTC

minimum operating pressure 0.2 bar LP

kit comprises:

CEL-148D/SQ-C/P

EVO-MFSRK-DB-C/P

ELE-OUTLET2-CP

2 x 3/4" female inlets

1 x 3/4" female outlets

includes 3/4" - 1/2" adaptors

supplied with mortar/tile guard

inc. bleed valve for system flush on installation

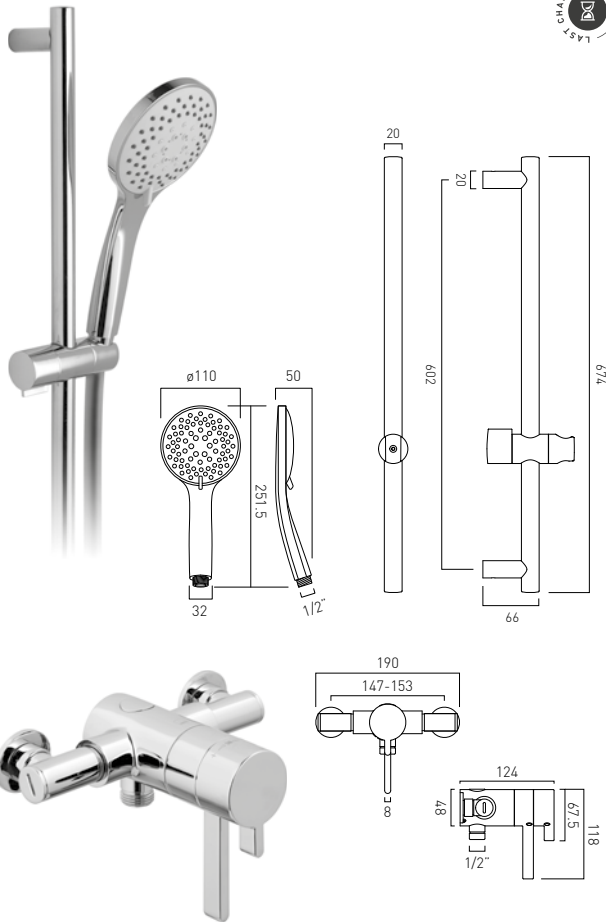
min-max wall mount 70-95mm

optimum installation depth 82mm

chrome	£ ex-vat	£ inc-vat
DX-17120-CELSQ-CP	637.50	765.00

H2ECO®	£ ex-vat	£ inc-vat
FR-SHOWER/9-C/P	13.33	16.00





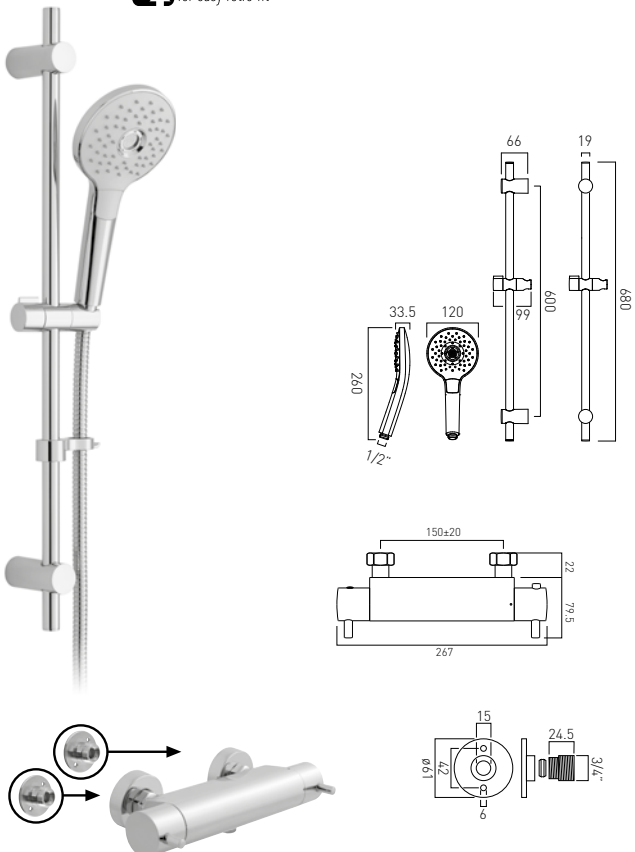
- exposed thermostatic 3/4" mini concentric shower valve
- Atmosphere slide rail shower kit with air-injection 5 function handset

concentric cartridge FL-0701-40L
minimum operating pressure 1.0 bar MP

kit comprises:

WG-179M-CP
ATM-MFSRK-C/P

chrome	£ ex-vat	£ inc-vat
WG-1760-ATM-CP	329.17	395.00
H2ECO®		
FR-SHOWER/9-C/P	13.33	16.00



Celsius

- exposed round thermostatic 3/4" shower valve
- Ora 3 function slide rail shower kit
- easy-fit wall mounting brackets

thermostatic cartridge V-704-34S
flow cartridge C-301-RTC
minimum operating pressure 1.0 bar MP

kit comprises:

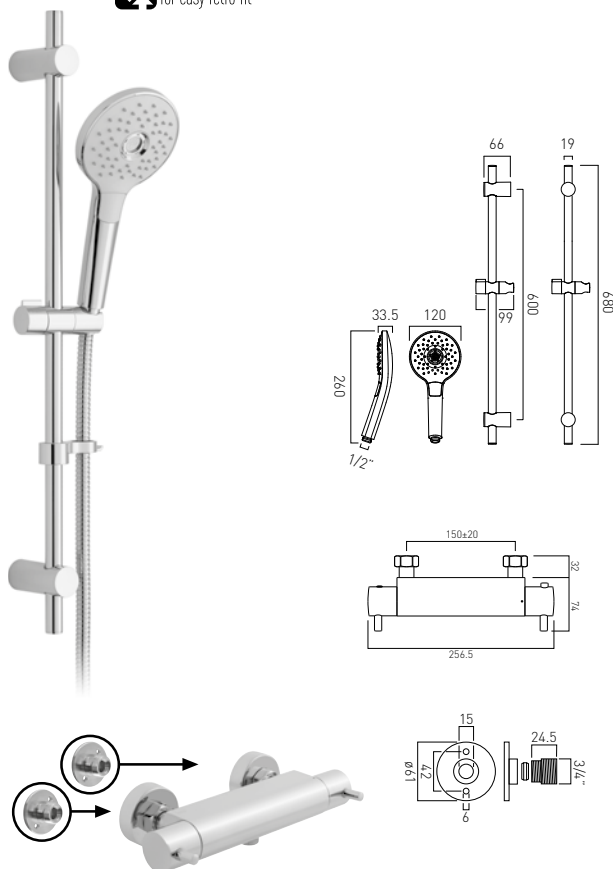
ORA-MFSRK/RO-CP
CEL-149-3/4-C/P
WG-049BRACK+SHR-C/P

chrome	£ ex-vat	£ inc-vat
CEL-1701-3/4-ORA-CP	466.67	560.00
H2ECO®		
FR-SHOWER/9-C/P	13.33	16.00



Exposed Packages

adjustable fixing
for easy retro fit



Celsius

- exposed round thermostatic 1/2" shower valve
- Ora 3 function slide rail shower kit
- easy-fit wall mounting brackets

thermostatic cartridge V-704-34S
flow cartridge C-202-RTC
minimum operating pressure 1.0 bar MP

kit comprises:

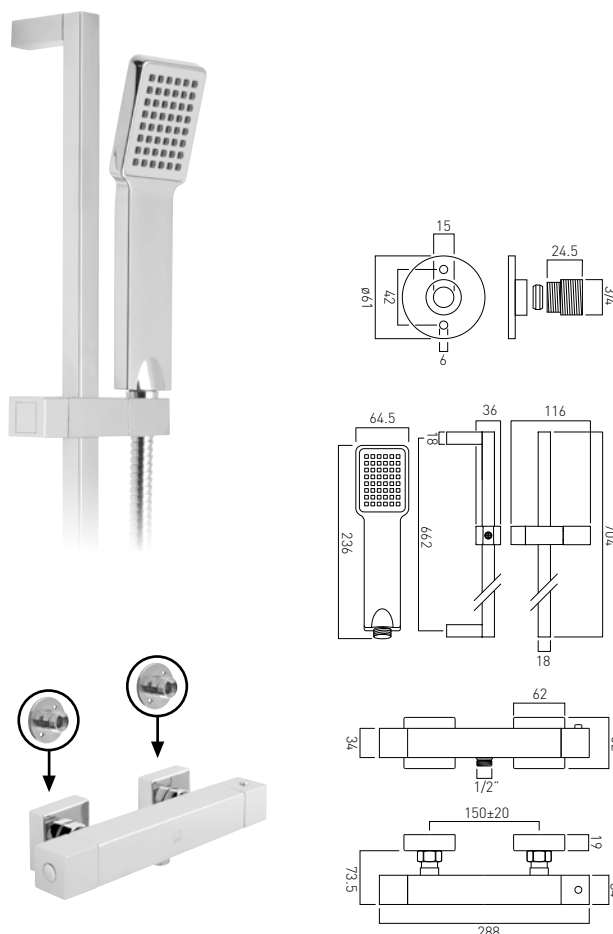
ORA-MFSRK/R0-CP

CEL-149-1/2-C/P

WG-049BRACK+SHR-C/P

chrome	£ ex-vat	£ inc-vat
CEL-1701-1/2-ORA-CP	387.50	465.00

H ₂ ECO®	£ ex-vat	£ inc-vat
FR-SHOWER/9-C/P	13.33	16.00



Té

- exposed square thermostatic 1/2" shower valve
- V2 single function slide rail shower kit
- easy-fit wall mounting brackets

thermostatic cartridge V-703-34S
flow cartridge TE-002B-1/2
minimum operating pressure 0.2 bar LP

kit comprises:

WG-V2KIT-C/P

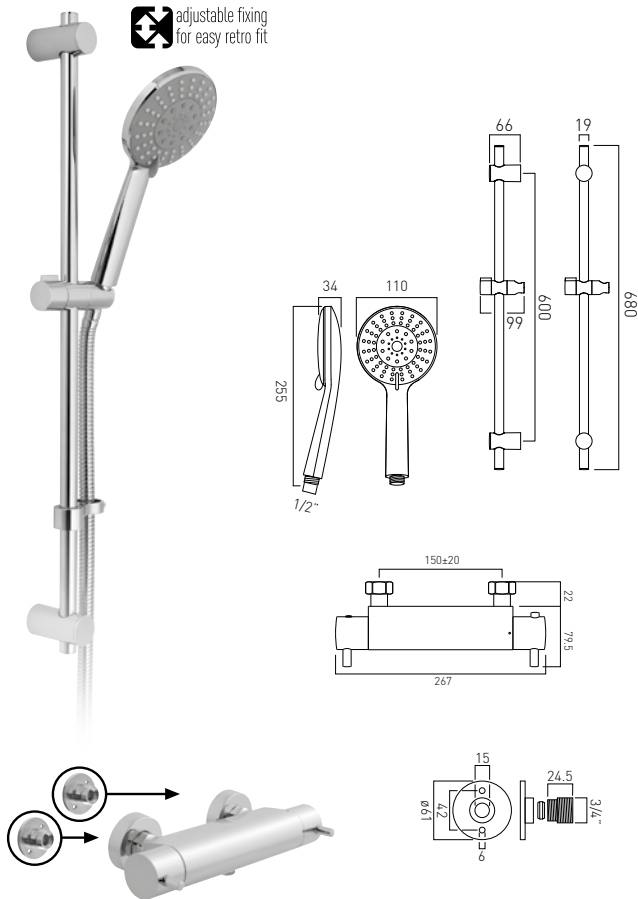
TE-149T-C/P

WG-049BRACK+SHR-C/P

chrome	£ ex-vat	£ inc-vat
WG-TEBOX149/B-1/2-CP	437.50	525.00

H ₂ ECO®	£ ex-vat	£ inc-vat
FR-SHOWER/9-C/P	13.33	16.00





Celsius

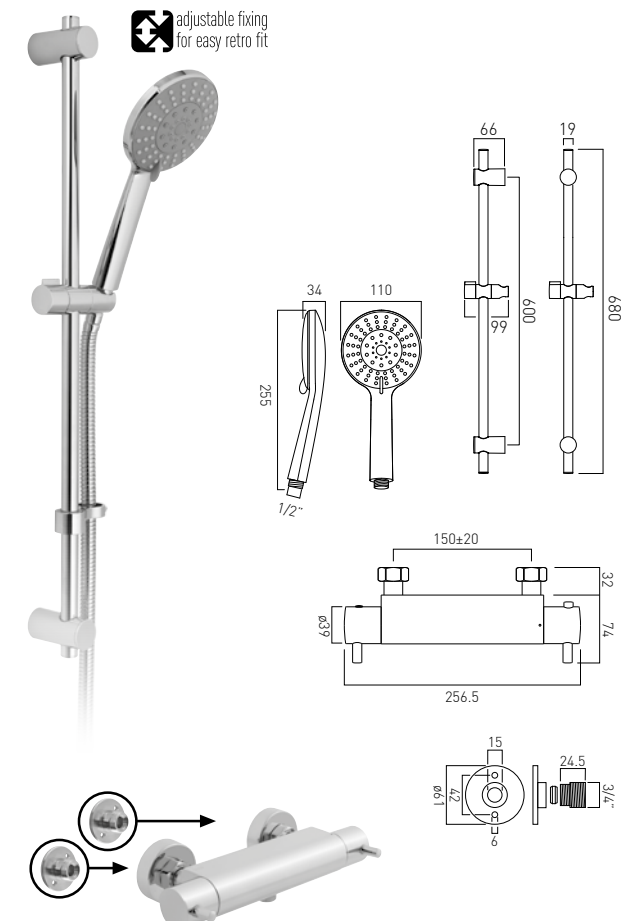
- exposed round thermostatic 3/4" shower valve
- Evolve 4 function slide rail shower kit
- easy-fit wall mounting brackets

thermostatic cartridge V-704-34S
flow cartridge C-301-RTC
minimum operating pressure 0.2 bar LP

kit comprises:

EVO-MFSRK-DB-C/P
CEL-149-3/4-C/P
WG-049BRACK+SHR-C/P

chrome	£ ex-vat	£ inc-vat
CEL-1701-3/4-11-C/P	466.67	560.00
H2ECO®		
FR-SHOWER/9-C/P	13.33	16.00



Celsius

- exposed round thermostatic 1/2" shower valve
- Evolve 4 function slide rail shower kit
- easy-fit wall mounting brackets

thermostatic cartridge V-704-34S
flow cartridge C-202-RTC
minimum operating pressure 0.2 bar LP

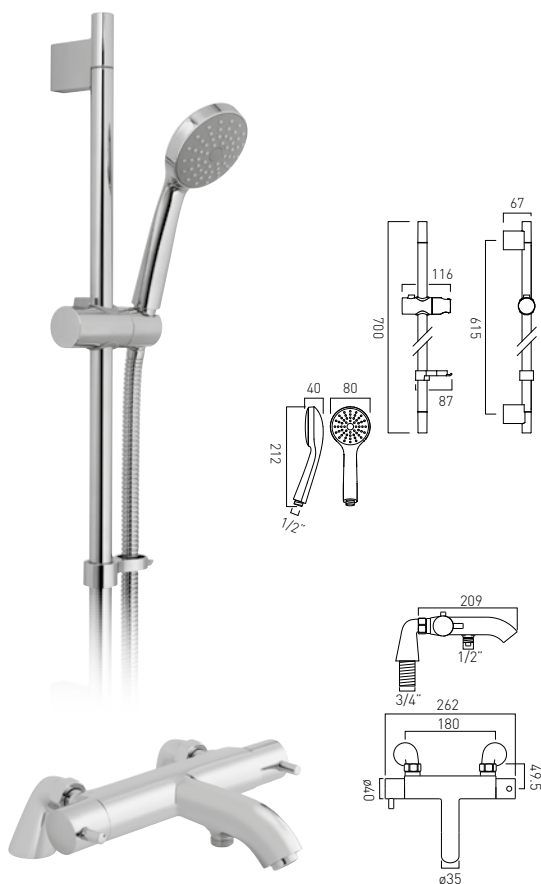
kit comprises:

EVO-MFSRK-DB-C/P
CEL-149-1/2-C/P
WG-049BRACK+SHR-C/P

chrome	£ ex-vat	£ inc-vat
CEL-1701-1/2-11-C/P	387.50	465.00
H2ECO®		
FR-SHOWER/9-C/P	13.33	16.00



Exposed Packages

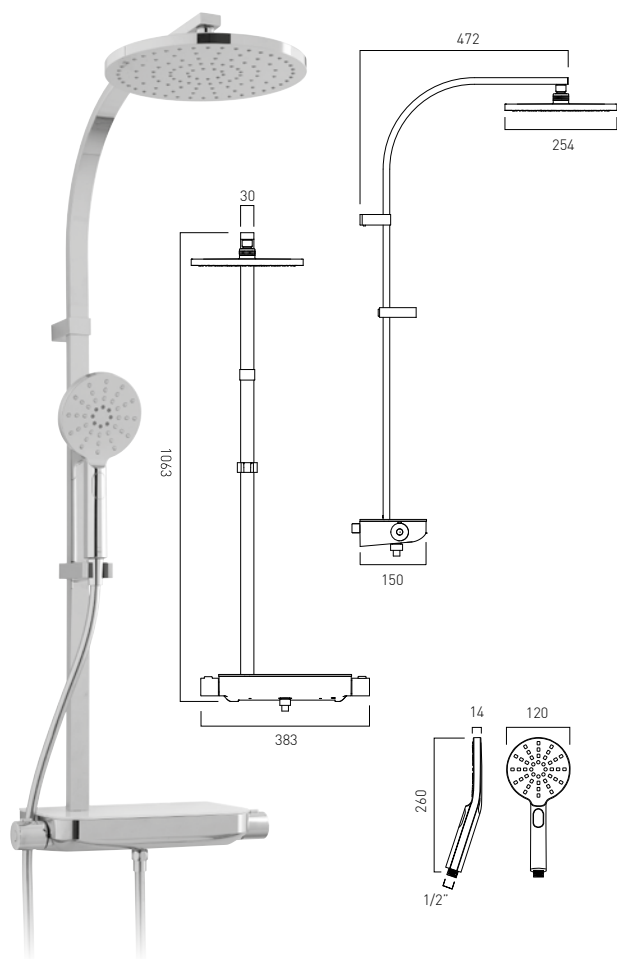


chrome	£ ex-vat	£ inc-vat
CEL-131T+SRK-C/P	354.17	425.00
H₂eCO®		
FR-SHOWER/9-C/P	13.33	16.00





Shower Columns



Strata

- thermostatic shower valve with integrated diverter and rigid riser
- glass topped valve doubles as a shelf
- Saturn 254mm (10") round shower head
- Nebula round 3 function shower handset
- easy-fit brackets included

thermostatic cartridge V-703-34S
flow cartridge STRA-002A-PLA
minimum operating pressure 1.0 bar MP

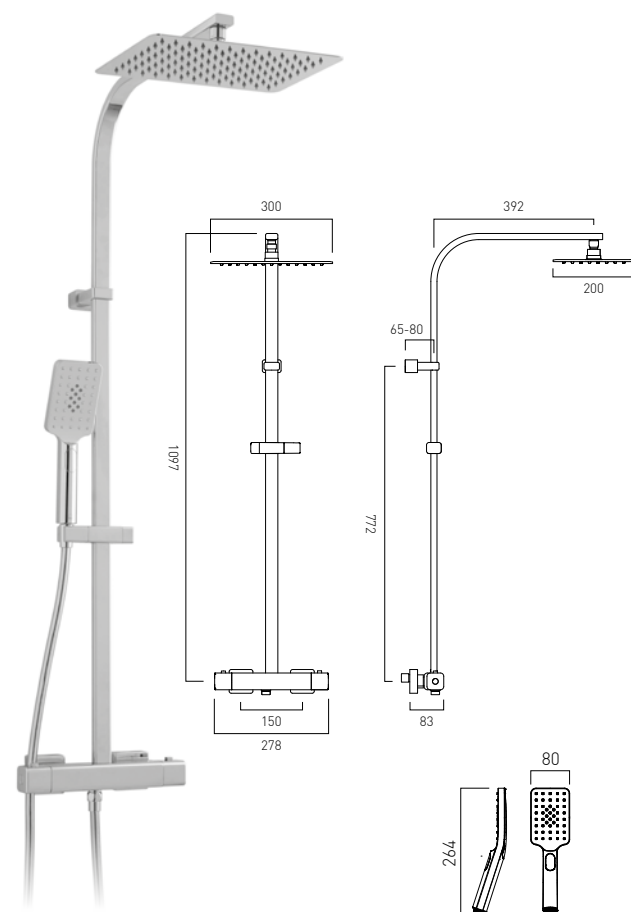
chrome	£ ex-vat	£ inc-vat
STRA-149RRK-CP	875.00	1,050.00

H₂ECO®

FR-SHOWER/9-C/P (handset)	13.33	16.00
------------------------------	-------	-------

H₂ECO®

FR-SHOWER/9-PLA (fixed head)	8.33	10.00
---------------------------------	------	-------



Phase

- square thermostatic shower valve with integrated diverter and rigid riser
- Aquablade 300mm x 200mm rectangular shower head
- Nebula square 3 function shower handset
- 15mm depth adjustment tolerance: min 65mm – max 80mm
- offset connectors and easy-fit bracket included

thermostatic cartridge V-703-34S
flow cartridge VEL-002A-C/P
minimum operating pressure 1.0 bar MP

chrome	£ ex-vat	£ inc-vat
PHA-149RRK-CP	791.67	950.00

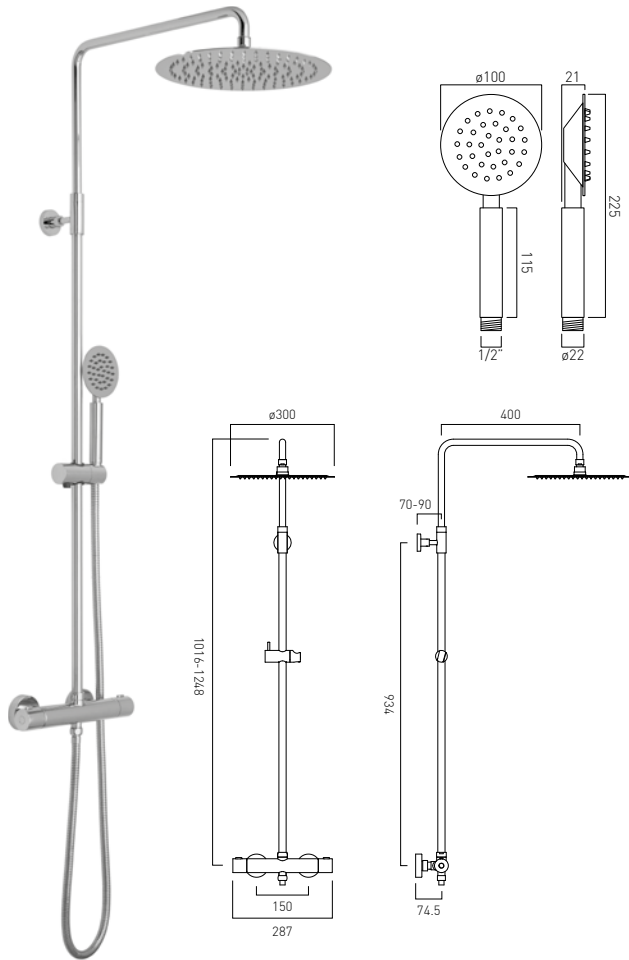
H₂ECO®

FR-SHOWER/9-C/P (handset)	13.33	16.00
------------------------------	-------	-------

H₂ECO®

FR-SHOWER/9-PLA (fixed head)	8.33	10.00
---------------------------------	------	-------



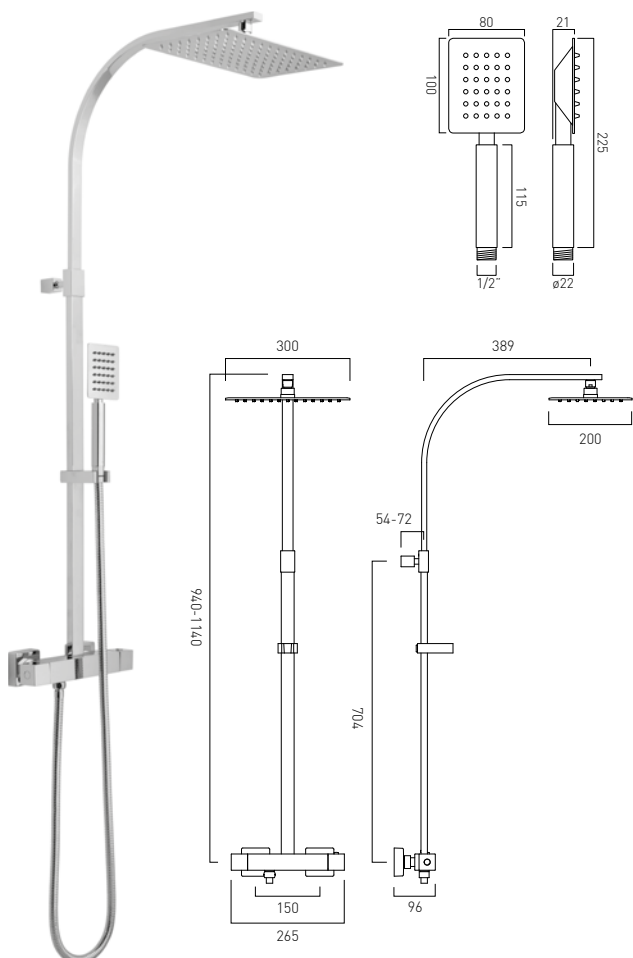


Aquablade

- round thermostatic shower valve with integrated diverter and rigid riser
- Aquablade 300mm (12") round shower head
- Aquablade round single function shower handset
- 232mm height adjustment tolerance: min 1016mm – max 1248mm
- 20mm depth adjustment tolerance: min 70mm – max 90mm
- offset connectors and easy-fit brackets included

thermostatic cartridge V-001B-PLA
flow cartridge VEL-002A-C/P
minimum operating pressure 1.0 bar MP

chrome	£ ex-vat	£ inc-vat
AQB-149RRK-R0-CP	625.00	750.00
H2ECO® FR-SHOWER/9-C/P (handset)	13.33	16.00
H2ECO® FR-SHOWER/9-PLA (fixed head)	8.33	10.00



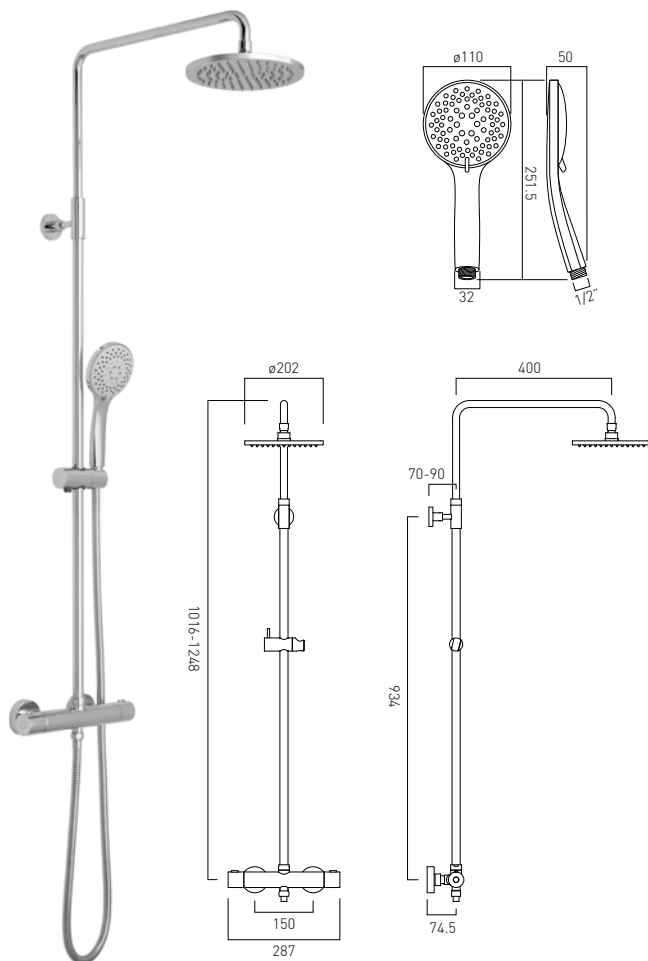
Aquablade

- square thermostatic shower valve with integrated diverter and rigid riser
- Aquablade 300mm x 200mm rectangular shower head
- Aquablade square single function shower handset
- 200mm height adjustment tolerance: min 940mm – max 1140mm
- 18mm depth adjustment tolerance: min 54mm – max 72mm
- offset connectors and easy-fit brackets included

thermostatic cartridge V-703-34S
flow cartridge VEL-002A-C/P
minimum operating pressure 1.0 bar MP

chrome	£ ex-vat	£ inc-vat
AQB-149RRK-SQ-CP	625.00	750.00
H2ECO® FR-SHOWER/9-C/P (handset)	13.33	16.00
H2ECO® FR-SHOWER/9-PLA (fixed head)	8.33	10.00



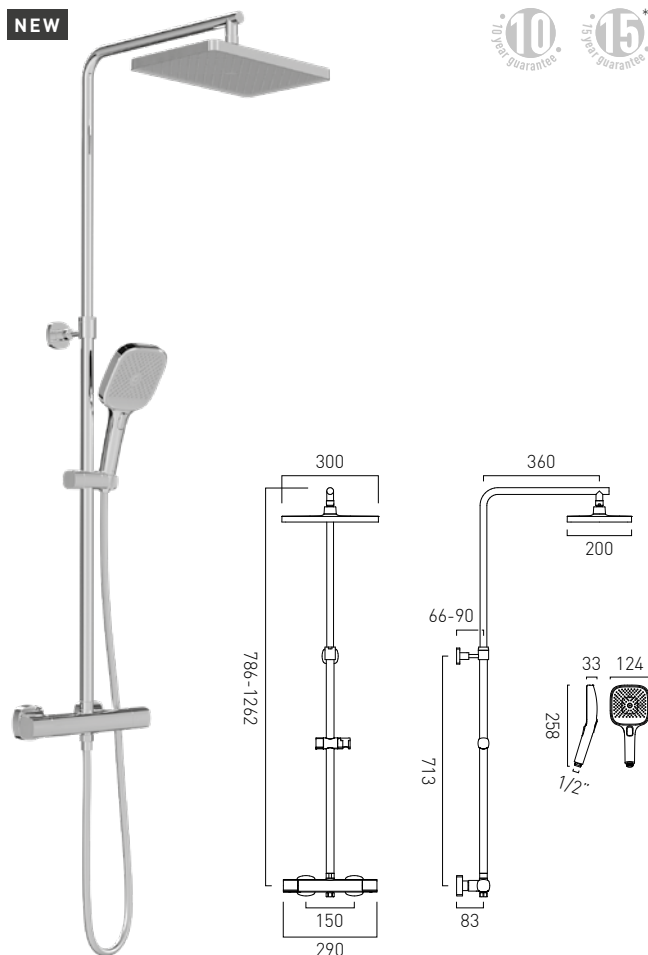


Atmosphere

- round thermostatic shower valve with integrated diverter and rigid riser
- Atmosphere 200mm (8") round shower head
- Atmosphere 5 function shower handset
- 232mm height adjustment tolerance:
min 1016mm – max 1248mm
- 20mm depth adjustment tolerance:
min 70mm – max 90mm
- offset connectors and easy-fit brackets included

thermostatic cartridge V-001B-PLA
flow cartridge VEL-002A-C/P
minimum operating pressure 1.0 bar MP

chrome	£ ex-vat	£ inc-vat
ATM-149RRK-RO-CP	625.00	750.00
H₂ECO®		
FR-SHOWER/9-C/P (handset)	13.33	16.00
H₂ECO®		
FR-SHOWER/9-PLA (fixed head)	8.33	10.00



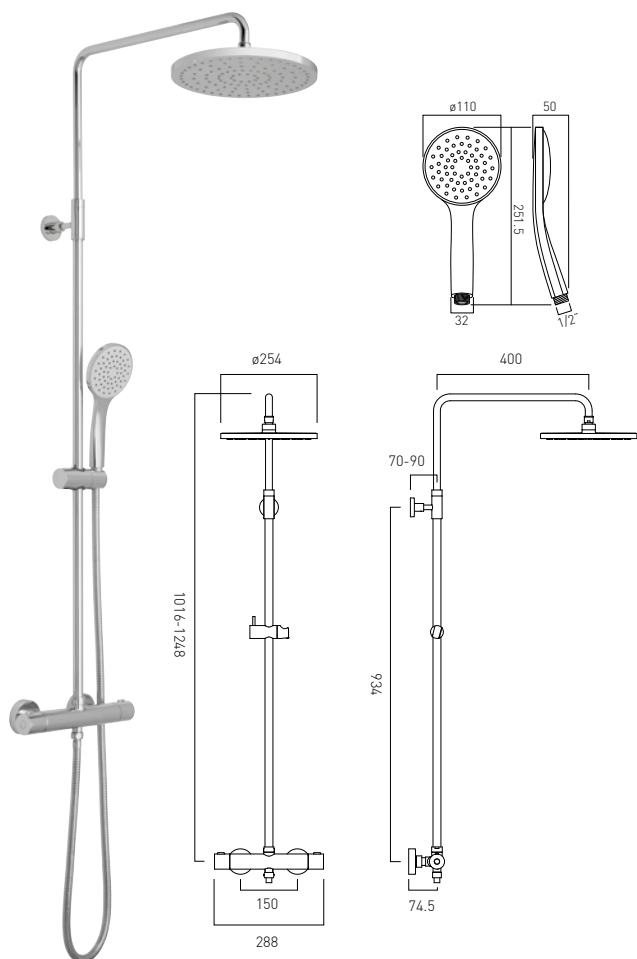
Cameo

- soft square thermostatic shower valve with integrated diverter and rigid riser
- 300mm x 200mm rectangular shower head
- soft square 4 function shower handset
- 150cm shower hose
- 476mm height adjustment tolerance:
min 786mm – max 1262mm
- 24mm depth adjustment tolerance:
min 66mm – max 90mm
- 3/4" easy-fit brackets included

thermostatic cartridge V-704-34S
flow cartridge C-801-33/2P
minimum operating pressure 1.0 bar MP

chrome	£ ex-vat	£ inc-vat
CAM-149T-RRK-CP	495.83	595.00
matt black		
CAM-149T-RRK-MB	541.67	650.00
matt white		
CAM-149T-RRK-MW	541.67	650.00
satin brass		
CAM-149T-RRK-SBR	541.67	650.00
H₂ECO®		
FR-FLEXI/9-PLA (handset)	8.33	10.00
H₂ECO®		
FR-SHOWER/9-PLA (fixed head)	8.33	10.00



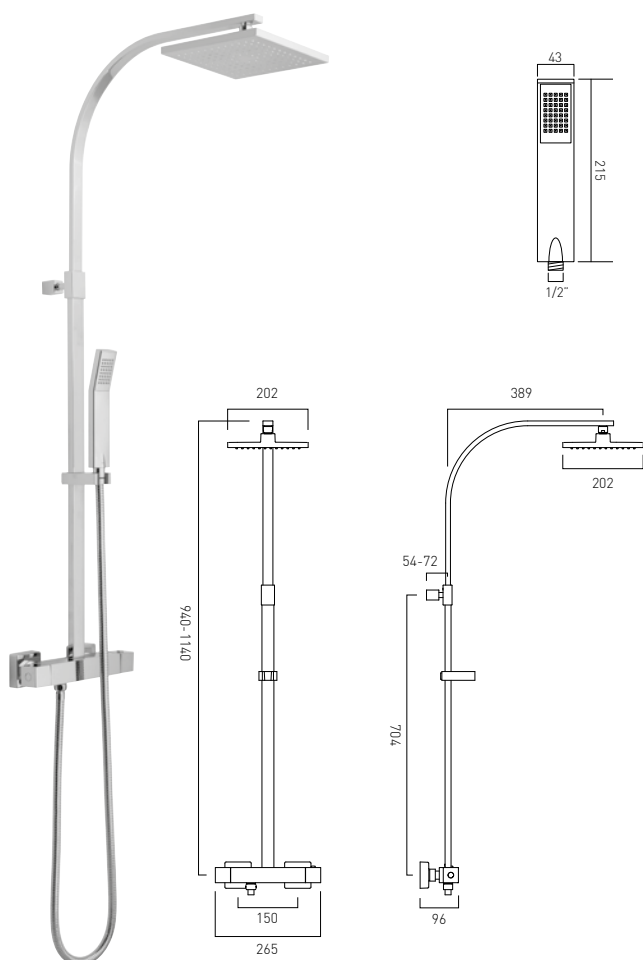


Velo

- round thermostatic shower valve with integrated diverter
- rigid riser with single function shower head and shower handset
- 254mm round shower head
- 232mm height adjustment tolerance: min 1016mm – max 1248mm
- 20mm depth adjustment tolerance: min 70mm – max 90mm
- offset connectors and easy-fit brackets included

thermostatic cartridge V-001B-PLA
flow cartridge VEL-002A-C/P
minimum operating pressure 1.0 bar MP

chrome	£ ex-vat	£ inc-vat
VEL-149RRK-RO-CP	579.17	695.00
H2ECO® FR-SHOWER/9-C/P (handset)	13.33	16.00
H2ECO® FR-SHOWER/9-PLA (fixed head)	8.33	10.00



Velo

- square thermostatic shower valve with integrated diverter
- rigid riser with single function shower head and shower handset
- 200mm square shower head
- 200mm height adjustment tolerance: min 940mm – max 1140mm
- 18mm depth adjustment tolerance: min 54mm – max 72mm
- offset connectors and easy-fit brackets included

thermostatic cartridge V-703-34S
flow cartridge VEL-002A-C/P
minimum operating pressure 1.0 bar MP

chrome	£ ex-vat	£ inc-vat
VEL-149RRK-SQ-CP	579.17	695.00
H2ECO® FR-SHOWER/9-C/P (handset)	13.33	16.00
H2ECO® FR-SHOWER/9-PLA (fixed head)	8.33	10.00



Shower Columns

Studfast Concealed Shower Valve Mounting Bracket

Studfast is an easy, strong and secure method of mounting VADO thermostatic shower valves into stud walls to create a firm and trouble-free installation.


fixing holes to suit VADO concealed thermostatic shower valves

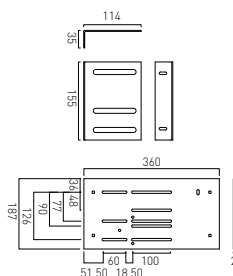
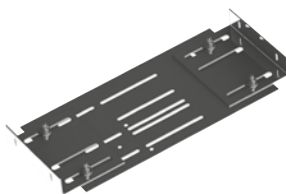
adjustable for variations in stud walling (360mm-523mm)

adjustable front to back 10mm to ensure accurate positioning

shower valve concealed parts

The VADO concealed thermostatic shower valve body bolts onto the studfast bracket creating a firm installation.

Look for the  logo which denotes the shower valves suitable for use with the studfast bracket.

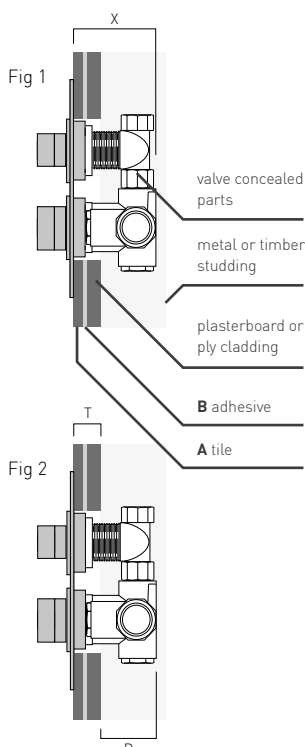


concealed wall bracket for mounting VADO thermostatic shower valves in stud walls min-max span 360-5230mm

	€ ex-vat	€ inc-vat
stainless steel WG-STUDFAST-C-S/S	45.83	55.00

shower valve depth calculator

This guide shows how to calculate the depth that your VADO shower valve should be set in the wall to create optimum performance and appearance.



STEP 1 Identify the optimum installation depth (X)

Please look up optimum depth for your chosen shower valve in the following pages, or you can access the same information on our website at www.vado.com.

This is represented as X in fig. 1

STEP 2 Calculate the thickness of the finished tile wall (T)

This is the total thickness of your tile plus adhesive plus plasterboard or ply cladding.

This is shown as T in fig.2

Calculation:
 $T = A$ (tile thickness) + B (adhesive thickness, usually 3-5mm) + C (plasterboard or ply cladding thickness)

Example:
 If working with a 10mm thick tile, 5mm layer of adhesive, 15mm thick plasterboard.
 $T = 10\text{mm} + 5\text{mm} + 15\text{mm} = 30\text{mm}$.
 T value is therefore 30mm.

STEP 3 Calculate the depth that you need to fit your valve (D)

This depth is the total distance from the front face of the studwall to the back of the shower valve (or front face of your VADO WG-STUDFAST bracket if you are using the VADO studfast bracket for easier installation).

This is shown as D in fig 2

Calculation: $X - T = D$

Example:
 If fitting a NOT-148D-C/P the optimum depth (X) is 82mm.
 In step 2, T was identified as 30mm.

D is calculated as:
 $82\text{mm} - 30\text{mm} = 52\text{mm}$.
 Therefore you install the valve at a distance of 52mm from the front face of your timber or metal stud wall to the back of the shower valve (or front face of your studfast bracket).



ZONE®



ZONE®

ZONE INTO YOUR PERFECT SHOWER AT THE PUSH OF A BUTTON...

Introducing Zone, the industry's first all flush
thermostatic valve with push button control and
patented low-profile temperature control technology.



Zone delivers exacting thermostatic water delivery for both bath fill and showering to create a safe, all-round bathroom solution, whilst maximising space due to the seamless design and finish.

- Patented technology for a truly sleek aesthetic; the only TMV without protruding temperature controls.
- Engaging and intuitive operation via all brass, push button controls; quality you can see and feel with every use.
- Precision engineered to provide impeccable water temperature blending, ensuring the safety of all users for the perfect experience every time.

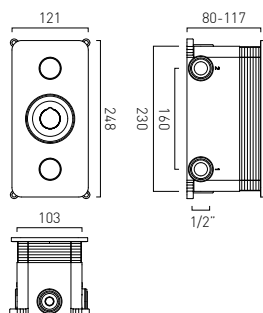
- Temperature control encircled by an ergonomic recess, to gently guide users onto the tactile, linear knurled dial for total connectivity and operation.

- Discreet, 4mm button projection whilst in use and a slim 6mm blackplate to maintain the clean aesthetic.

Zone has been designed with ease of fit, function and performance in mind, starting from the moment the installer opens the box to when the valve is ready to use.

Simplify your daily bathing routine with the push of a button.

NEW

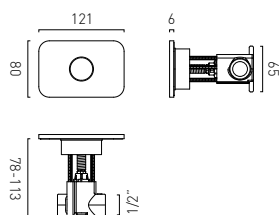

INDIVIDUAL
by VADO


Zone
2 outlet 3 control
vertical concealed thermostatic valve
with duo-zone function to operate outlets together
thermostatic cartridge V-701-32S
2 x flow-stop-go cartridge N-1001-F26
2 x 1/2" female inlets
2 x 1/2" female outlets
2 x 1/2" capped-off female outlets*
supplied with mortar guard/tile guide
min-max wall mount 80-117mm
minimum operating pressure
0.5 bar LP (shower) 1.0 bar MP (bath)
*to operate the additional outlet(s) further
purchase of ZON-143 is required

chrome	£ ex-vat	£ inc-vat
ZON-128/2-CP	708.33	850.00

2
outlet

NEW

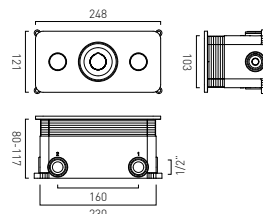

INDIVIDUAL
by VADO


Zone
1 outlet 1 push button
horizontal concealed additional outlet
flow-stop-go cartridge N-1001-F26
1 x 1/2" female inlet
1 x 1/2" female outlet
supplied with mortar guard/tile guide
min-max wall mount 78-113mm
minimum operating pressure
0.5 bar LP (shower) 1.0 bar MP (bath)

chrome	£ ex-vat	£ inc-vat
ZON-143-H-CP	125.00	150.00

1
outlet

NEW

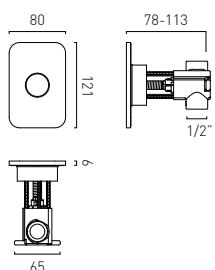

INDIVIDUAL
by VADO


Zone
2 outlet 3 control
horizontal concealed thermostatic valve
with duo-zone function to operate outlets together
thermostatic cartridge V-701-32S
2 x flow-stop-go cartridge N-1001-F26
2 x 1/2" female inlets
2 x 1/2" female outlets
2 x 1/2" capped-off female outlets*
supplied with mortar guard/tile guide
min-max wall mount 80-117mm
minimum operating pressure
0.5 bar LP (shower) 1.0 bar MP (bath)
*to operate the additional outlet(s) further
purchase of ZON-143 is required

chrome	£ ex-vat	£ inc-vat
ZON-128/2-H-CP	708.33	850.00

2
outlet

NEW


INDIVIDUAL
by VADO


Zone
1 outlet 1 push button
vertical concealed additional outlet
flow-stop-go cartridge N-1001-F26
1 x 1/2" female inlet
1 x 1/2" female outlet
supplied with mortar guard/tile guide
min-max wall mount 78-113mm
minimum operating pressure
0.5 bar LP (shower) 1.0 bar MP (bath)

chrome	£ ex-vat	£ inc-vat
ZON-143-CP	125.00	150.00

1
outlet


Zone®



I IMMERSE YOURSELF IN SHOWERING LUXURY.

Tablet iO is the perfect choice for adding a style statement to your bathroom, uniting the best in British design engineering with a wealth of features.

With all the performance benefits of our popular Tablet valve collection, the new Tablet iO includes a sleek integrated shower kit to provide the ultimate showering experience the whole family can enjoy.

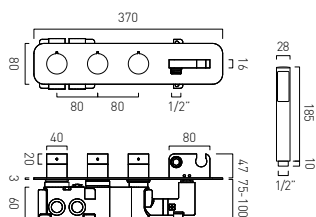
Available in 3 outlet or 2 outlet options, with a choice of round or square trim.

This collection is not just sleek, it is practical too with a compact design and exceptional functionality, as standard:

- Luxurious soft-turn handles
- Exceptional safety from temperature fluctuations
- Excellent flow rates, even at low pressure
- 'All-Flow' function
- Bath fill with a combi boiler at 1.0 bar



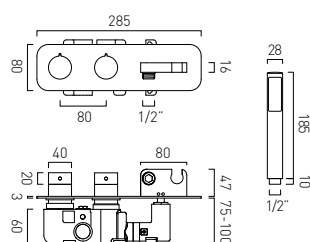
TABLET iO



Tablet iO Altitude horizontal concealed thermostatic shower valve with integrated single function round mini kit, 3 outlet 3 handle with all-flow function
thermostatic cartridge V-704-34S
diverter cartridge FL-802-33/2MX
flow cartridge FL-301-RTC
2 x 3/4" female inlets
2 x 3/4" female outlets, 1 x 1/2" male outlet
includes 3/4" - 1/2" adaptors
supplied with mortar/tile guard
min-max wall mount 75-100mm
optimum installation depth 87mm
minimum operating pressure
0.2 bar LP (shower) 1.0 bar MP (bath)

chrome	£ ex-vat	£ inc-vat
TAB-128/3WO-ALT-CP	854.17	1,025.00

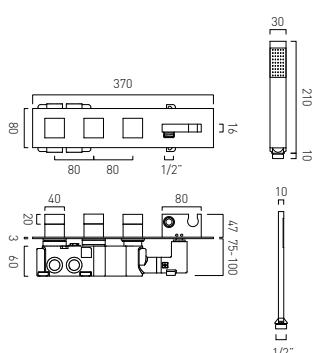
H ₂ ECO®	£ ex-vat	£ inc-vat
FR-SHOWER/9-C/P	13.33	16.00



Tablet iO Altitude horizontal concealed thermostatic shower valve with integrated single function round mini kit, 2 outlet 2 handle with all-flow function
thermostatic cartridge V-704-34S
diverter cartridge FL-802-33/2MX
flow cartridge FL-301-RTC
2 x 3/4" female inlets
1 x 3/4" female outlet, 1 x 1/2" male outlet
includes 3/4" - 1/2" adaptors
supplied with mortar/tile guard
min-max wall mount 75-100mm
optimum installation depth 87mm
minimum operating pressure
0.2 bar LP (shower) 1.0 bar MP (bath)

chrome	£ ex-vat	£ inc-vat
TAB-148/2WO-ALT-CP	791.67	950.00

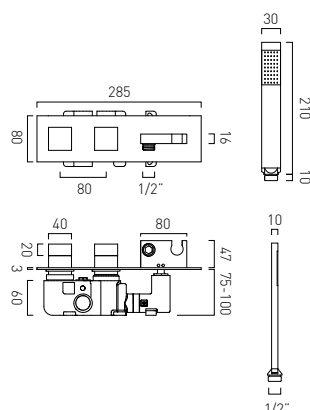

H ₂ ECO®	£ ex-vat	£ inc-vat
FR-SHOWER/9-C/P	13.33	16.00



Tablet iO Notion horizontal concealed thermostatic shower valve with integrated single function square mini kit, 3 outlet 3 handle with all-flow function
thermostatic cartridge V-704-34S
diverter cartridge FL-802-33/2MX
flow cartridge FL-301-RTC
2 x 3/4" female inlets
2 x 3/4" female outlets, 1 x 1/2" male outlet
includes 3/4" - 1/2" adaptors
supplied with mortar/tile guard
min-max wall mount 75-100mm
optimum installation depth 87mm
minimum operating pressure
0.2 bar LP (shower) 1.0 bar MP (bath)

chrome	£ ex-vat	£ inc-vat
TAB-128/3WO-NOT-CP	854.17	1,025.00

H ₂ ECO®	£ ex-vat	£ inc-vat
FR-SHOWER/9-C/P	13.33	16.00



Tablet iO Notion horizontal concealed thermostatic shower valve with integrated single function square mini kit, 2 outlet 2 handle with all-flow function
thermostatic cartridge V-704-34S
diverter cartridge FL-802-33/2MX
flow cartridge FL-301-RTC
2 x 3/4" female inlets
1 x 3/4" female outlet, 1 x 1/2" male outlet
includes 3/4" - 1/2" adaptors
supplied with mortar/tile guard
min-max wall mount 75-100mm
optimum installation depth 87mm
minimum operating pressure
0.2 bar LP (shower) 1.0 bar MP (bath)

chrome	£ ex-vat	£ inc-vat
TAB-148/2WO-NOT-CP	791.67	950.00

H ₂ ECO®	£ ex-vat	£ inc-vat
FR-SHOWER/9-C/P	13.33	16.00





CONRAN AND
PARTNERS

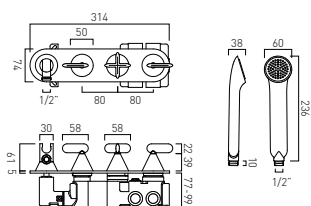
VADO



Arrondi® Showers



For installation over bath

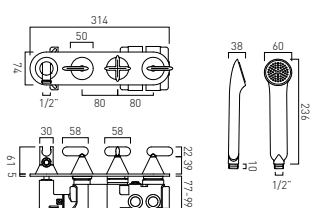


horizontal concealed thermostatic bath/shower valve with integrated single function mini kit
3 outlet 3 handle
thermostatic cartridge V-704-34S
diverter cartridge FL-801-33/2SX
flow cartridge FL-301-RTC
2 x 3/4" female inlets
2 x 3/4" female outlets
includes 3/4" - 1/2" adaptors
supplied with mortar/tile guard
min-max wall mount 79.5-101.5mm
minimum operating pressure 1.0 bar MP

chrome	£ ex-vat	£ inc-vat
TAB-128/3WO-B-ARR-CP	875.00	1,050.00
H2ECO®		
FR-FLEXI/9-PLA	8.33	10.00

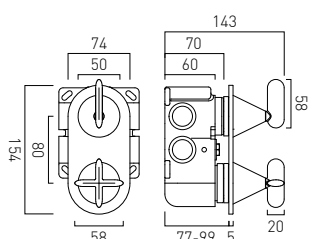


For installation in shower



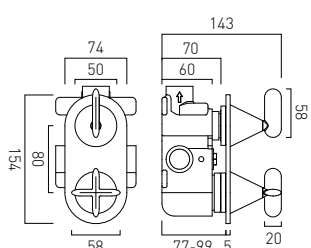
horizontal concealed thermostatic shower valve with integrated single function mini kit
3 outlet 3 handle
with all-flow function - 1.0 bar MOP to operate
thermostatic cartridge V-704-34S
diverter cartridge FL-802-33/2MX
flow cartridge FL-301-RTC
2 x 3/4" female inlets
2 x 3/4" female outlets
includes 3/4" - 1/2" adaptors
supplied with mortar/tile guard
min-max wall mount 79.5-101.5mm
minimum operating pressure
0.2 bar LP (shower) 1.0 bar MP (bath)

chrome	£ ex-vat	£ inc-vat
TAB-128/3WO-S-ARR-CP	875.00	1,050.00
H2ECO®		
FR-FLEXI/9-PLA	8.33	10.00



vertical concealed thermostatic shower valve
2 outlet 2 handle
with all-flow function
thermostatic cartridge V-704-34S
diverter cartridge FL-802-33/2MX
2 x 3/4" female inlets
2 x 3/4" female outlets
includes 3/4" - 1/2" adaptors
supplied with mortar/tile guard
min-max wall mount 79.5-101.5mm
minimum operating pressure
0.2 bar LP (shower) 1.0 bar MP (bath)

chrome	£ ex-vat	£ inc-vat
TAB-148/2-ARR-CP	679.17	815.00



vertical concealed thermostatic shower valve
1 outlet 2 handle
thermostatic cartridge V-704-34S
flow cartridge FL-301-RTC
2 x 3/4" female inlets
1 x 3/4" female outlet
includes 3/4" - 1/2" adaptors
supplied with mortar/tile guard
min-max wall mount 79.5-101.5mm
minimum operating pressure
0.2 bar LP (shower) 1.0 bar MP (bath)

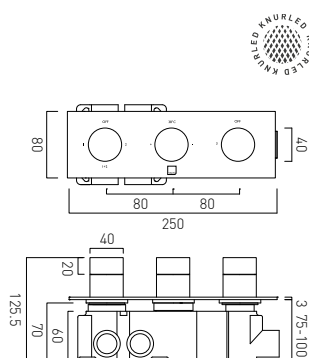
chrome	£ ex-vat	£ inc-vat
TAB-148-ARR-CP	579.17	695.00



KNURLED SHOWERS



INDIVIDUAL
by VADO

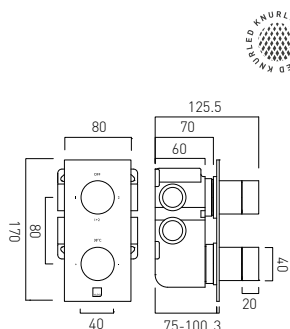


Tablet Knurled Accents 3 outlet 3 handle
horizontal concealed thermostatic shower valve
with all-flow function
thermostatic cartridge V-704-34S
diverter cartridge FL-802-33/2MX
flow cartridge FL-301-RTC
2 x 3/4" female inlets / 3 x 3/4" female outlets
includes 3/4" - 1/2" adaptors
supplied with mortar/tile guard
min-max wall mount 75-100mm
optimum installation depth 87mm
minimum operating pressure
0.2 bar LP (shower) 1.0 bar MP (bath)

chrome
TAB-128/3-H-CPK
£ ex-vat 766.67 £ inc-vat 920.00



INDIVIDUAL
by VADO

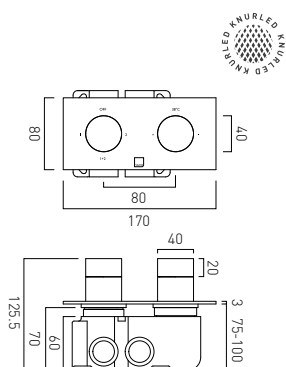


Tablet Knurled Accents 2 outlet 2 handle
vertical concealed thermostatic shower valve
with all-flow function
thermostatic cartridge V-704-34S
diverter cartridge FL-802-33/2MX
2 x 3/4" female inlets / 2 x 3/4" female outlets
includes 3/4" - 1/2" adaptors
supplied with mortar/tile guard
min-max wall mount 75-100mm
optimum installation depth 87mm
minimum operating pressure
0.2 bar LP (shower) 1.0 bar MP (bath)

chrome
TAB-148/2-H-CPK
£ ex-vat 679.17 £ inc-vat 815.00



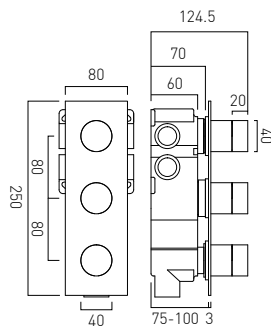
INDIVIDUAL
by VADO



Tablet Knurled Accents 2 outlet 2 handle
horizontal concealed thermostatic shower valve
with all-flow function
thermostatic cartridge V-704-34S
diverter cartridge FL-802-33/2MX
2 x 3/4" female inlets / 2 x 3/4" female outlets
includes 3/4" - 1/2" adaptors
supplied with mortar/tile guard
min-max wall mount 75-100mm
optimum installation depth 87mm
minimum operating pressure
0.2 bar LP (shower) 1.0 bar MP (bath)

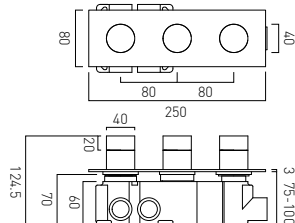
chrome
TAB-148/2-H-CPK
£ ex-vat 679.17 £ inc-vat 815.00





Tablet OMIKA
3 outlet 3 handle
vertical concealed thermostatic shower valve
with all-flow function
thermostatic cartridge V-704-34S
diverter cartridge FL-802-33/2MX
flow cartridge FL-301-RTC
2 x 3/4" female inlets
3 x 3/4" female outlets
includes 3/4" - 1/2" adaptors
supplied with mortar/tile guard
min-max wall mount 75-100mm
optimum installation depth 87mm
minimum operating pressure
0.2 bar LP (shower) 1.0 bar MP (bath)

chrome £ ex-vat £ inc-vat
TAB-128/3-OMI-C/P 766.67 920.00

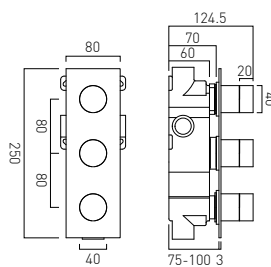


Tablet OMIKA
3 outlet 3 handle
horizontal concealed thermostatic shower valve
with all-flow function
thermostatic cartridge V-704-34S
diverter cartridge FL-802-33/2MX
flow cartridge FL-301-RTC
2 x 3/4" female inlets
3 x 3/4" female outlets
includes 3/4" - 1/2" adaptors
supplied with mortar/tile guard
min-max wall mount 75-100mm
optimum installation depth 87mm
minimum operating pressure
0.2 bar LP (shower) 1.0 bar MP (bath)

chrome £ ex-vat £ inc-vat
TAB-128/3-H-OMI-C/P 766.67 920.00



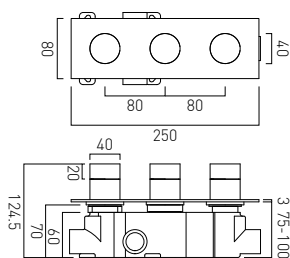
INDIVIDUAL
by VALDO



Tablet OMIKA
2 outlet 3 handle
vertical concealed thermostatic shower valve
thermostatic cartridge V-704-34S
2 x flow cartridge FL-301-RTC
2 x 3/4" female inlets
2 x 3/4" female outlets
includes 3/4" - 1/2" adaptors
supplied with mortar/tile guard
min-max wall mount 75-100mm
optimum installation depth 87mm
minimum operating pressure
0.2 bar LP (shower) 1.0 bar MP (bath)

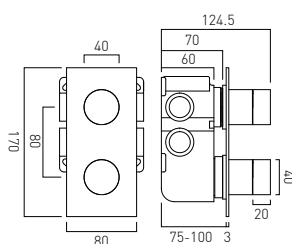
chrome £ ex-vat £ inc-vat
TAB-128/2-OMI-C/P 729.17 875.00





Tablet Omika
2 outlet 3 handle
horizontal concealed thermostatic shower valve
thermostatic cartridge V-704-34S
2 x flow cartridge FL-301-RTC
2 x 3/4" female inlets
2 x 3/4" female outlets
includes 3/4" - 1/2" adaptors
supplied with mortar/tile guard
min-max wall mount 75-100mm
optimum installation depth 87mm
minimum operating pressure
0.2 bar LP (shower) 1.0 bar MP (bath)

chrome £ ex-vat £ inc-vat
TAB-128/2-H-OMI-C/P 729.17 875.00

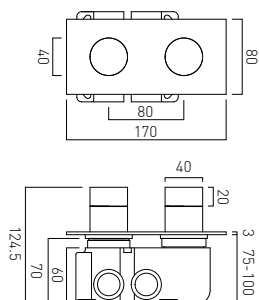


Tablet Omika
2 outlet 2 handle
vertical concealed thermostatic shower valve
with all-flow function
thermostatic cartridge V-704-34S
diverter cartridge FL-802-33/2MX
2 x 3/4" female inlets
2 x 3/4" female outlets
includes 3/4" - 1/2" adaptors
supplied with mortar/tile guard
min-max wall mount 75-100mm
optimum installation depth 87mm
minimum operating pressure
0.2 bar LP (shower) 1.0 bar MP (bath)

chrome £ ex-vat £ inc-vat
TAB-148/2-OMI-C/P 679.17 815.00



INDIVIDUAL
by VADO

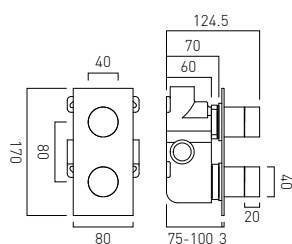


Tablet Omika
2 outlet 2 handle
horizontal concealed thermostatic shower valve
with all-flow function
wall mounted
thermostatic cartridge V-704-34S
diverter cartridge FL-802-33/2MX
2 x 3/4" female inlets
2 x 3/4" female outlets
includes 3/4" - 1/2" adaptors
supplied with mortar/tile guard
min-max wall mount 75-100mm
optimum installation depth 87mm
minimum operating pressure
0.2 bar LP (shower) 1.0 bar MP (bath)

chrome £ ex-vat £ inc-vat
TAB-148/2-H-OMI-C/P 679.17 815.00



INDIVIDUAL
by VADO



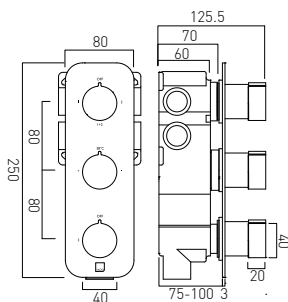
Tablet Omika
1 outlet 2 handle
vertical concealed thermostatic shower valve
thermostatic cartridge V-704-34S
flow cartridge FL-301-RTC
2 x 3/4" female inlets
1 x 3/4" female outlet
includes 3/4" - 1/2" adaptors
supplied with mortar/tile guard
min-max wall mount 75-100mm
optimum installation depth 87mm
minimum operating pressure
0.2 bar LP (shower) 1.0 bar MP (bath)

chrome £ ex-vat £ inc-vat
TAB-148-OMI-C/P 579.17 695.00



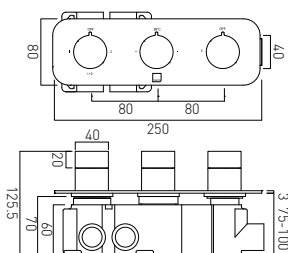


Altitude Showers



Tablet Altitude
3 outlet 3 handle
vertical concealed thermostatic shower valve with
all-flow function
thermostatic cartridge V-704-34S
diverter cartridge FL-802-33/2MX
flow cartridge FL-301-RTC
2 x 3/4" female inlets
3 x 3/4" female outlets
includes 3/4" - 1/2" adaptors
supplied with mortar/tile guard
min-max wall mount 75-100mm
optimum installation depth 87mm
minimum operating pressure
0.2 bar LP (shower) 1.0 bar MP (bath)

chrome £ ex-vat £ inc-vat
TAB-128/3-ALT-C/P 745.83 895.00

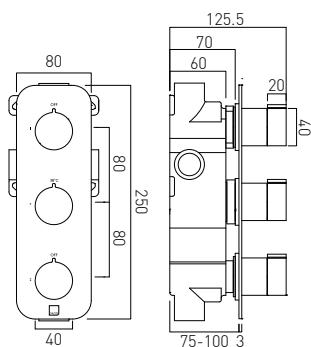


Tablet Altitude
3 outlet 3 handle
horizontal concealed thermostatic shower valve
with all-flow function
thermostatic cartridge V-704-34S
diverter cartridge FL-802-33/2MX
flow cartridge FL-301-RTC
2 x 3/4" female inlets
3 x 3/4" female outlets
includes 3/4" - 1/2" adaptors
supplied with mortar/tile guard
min-max wall mount 75-100mm
optimum installation depth 87mm
minimum operating pressure
0.2 bar LP (shower) 1.0 bar MP (bath)

chrome £ ex-vat £ inc-vat
TAB-128/3-H-ALT-C/P 745.83 895.00

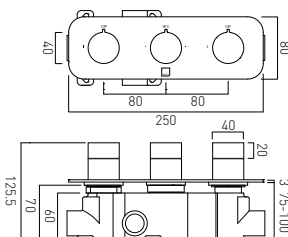


INDIVIDUAL
by VADO



Tablet Altitude
2 outlet 3 handle
vertical concealed thermostatic shower valve
thermostatic cartridge V-704-34S
2 x flow cartridge FL-301-RTC
2 x 3/4" female inlets
2 x 3/4" female outlets
includes 3/4" - 1/2" adaptors
supplied with mortar/tile guard
min-max wall mount 75-100mm
optimum installation depth 87mm
minimum operating pressure
0.2 bar LP (shower) 1.0 bar MP (bath)

chrome £ ex-vat £ inc-vat
TAB-128/2-ALT-C/P 708.33 850.00



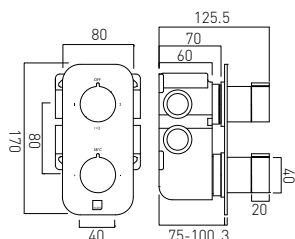
Tablet Altitude
2 outlet 3 handle
horizontal concealed thermostatic shower valve
thermostatic cartridge V-704-34S
2 x flow cartridge FL-301-RTC
2 x 3/4" female inlets
2 x 3/4" female outlets
includes 3/4" - 1/2" adaptors
supplied with mortar/tile guard
min-max wall mount 75-100mm
optimum installation depth 87mm
minimum operating pressure
0.2 bar LP (shower) 1.0 bar MP (bath)

chrome £ ex-vat £ inc-vat
TAB-128/2-H-ALT-C/P 708.33 850.00





INDIVIDUAL
by VADO

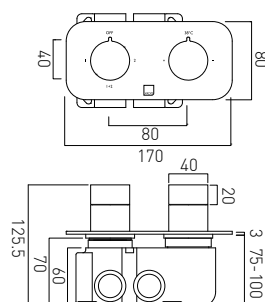


Tablet Altitude
2 outlet 2 handle
vertical concealed thermostatic shower valve
with all-flow function
thermostatic cartridge V-704-34S
diverter cartridge FL-802-33/2MX
2 x 3/4" female inlets
2 x 3/4" female outlets
includes 3/4" - 1/2" adaptors
supplied with mortar/tile guard
min-max wall mount 75-100mm
optimum installation depth 87mm
minimum operating pressure
0.2 bar LP (shower) 1.0 bar MP (bath)

chrome	£ ex-vat	£ inc-vat
TAB-148/2-ALT-C/P	662.50	795.00



INDIVIDUAL
by VADO

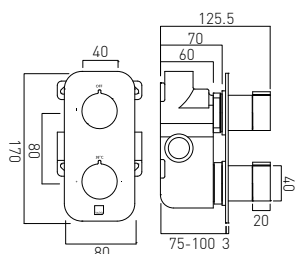


Tablet Altitude
2 outlet 2 handle
horizontal concealed thermostatic shower valve
with all-flow function
thermostatic cartridge V-704-34S
diverter cartridge FL-802-33/2MX
2 x 3/4" female inlets
2 x 3/4" female outlets
includes 3/4" - 1/2" adaptors
supplied with mortar/tile guard
min-max wall mount 75-100mm
optimum installation depth 87mm
minimum operating pressure
0.2 bar LP (shower) 1.0 bar MP (bath)

chrome	£ ex-vat	£ inc-vat
TAB-148/2-H-ALT-C/P	662.50	795.00

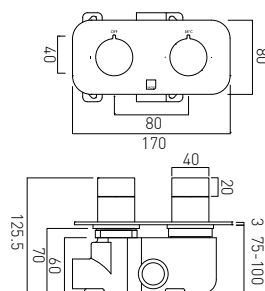


INDIVIDUAL
by VADO



Tablet Altitude
1 outlet 2 handle
vertical concealed thermostatic shower valve
thermostatic cartridge V-704-34S
flow cartridge FL-301-RTC
2 x 3/4" female inlets
1 x 3/4" female outlet
includes 3/4" - 1/2" adaptors
supplied with mortar/tile guard
min-max wall mount 75-100mm
optimum installation depth 87mm
minimum operating pressure
0.2 bar LP (shower) 1.0 bar MP (bath)


chrome	£ ex-vat	£ inc-vat
TAB-148-ALT-C/P	562.50	675.00

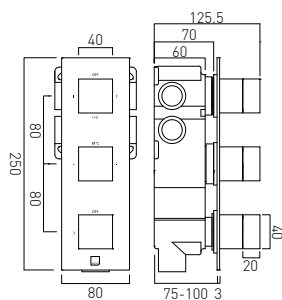


Tablet Altitude
1 outlet 2 handle
horizontal concealed thermostatic shower valve
thermostatic cartridge V-704-34S
flow cartridge FL-301-RTC
2 x 3/4" female inlets
1 x 3/4" female outlet
includes 3/4" - 1/2" adaptors
supplied with mortar/tile guard
min-max wall mount 75-100mm
optimum installation depth 87mm
minimum operating pressure
0.2 bar LP (shower) 1.0 bar MP (bath)

chrome	£ ex-vat	£ inc-vat
TAB-148-H-ALT-C/P	562.50	675.00

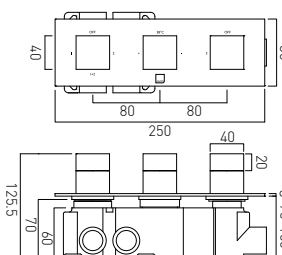






Tablet Notion
 3 outlet 3 handle
 vertical concealed thermostatic shower valve
 with all-flow function
 thermostatic cartridge V-704-34S
 diverter cartridge FL-802-33/2MX
 flow cartridge FL-301-RTC
 2 x 3/4" female inlets
 3 x 3/4" female outlets
 includes 3/4" - 1/2" adaptors
 supplied with mortar/tile guard
 min-max wall mount 75-100mm
 optimum installation depth 87mm
 minimum operating pressure
 0.2 bar LP (shower) 1.0 bar MP (bath)

chrome	£ ex-vat	£ inc-vat
TAB-128/3-NOT-C/P	745.83	895.00

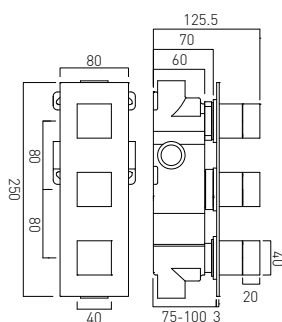


Tablet Notion
 3 outlet 3 handle
 horizontal concealed thermostatic shower valve
 with all-flow function
 thermostatic cartridge V-704-34S
 diverter cartridge FL-802-33/2MX
 flow cartridge FL-301-RTC
 2 x 3/4" female inlets
 3 x 3/4" female outlets
 includes 3/4" - 1/2" adaptors
 supplied with mortar/tile guard
 min-max wall mount 75-100mm
 optimum installation depth 87mm
 minimum operating pressure
 0.2 bar LP (shower) 1.0 bar MP (bath)

chrome	£ ex-vat	£ inc-vat
TAB-128/3-H-NOT-C/P	745.83	895.00

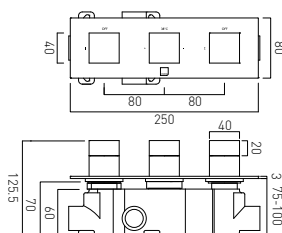


INDIVIDUAL
 by VALDO



Tablet Notion
 2 outlet 3 handle
 vertical concealed thermostatic shower valve
 thermostatic cartridge V-704-34S
 2 x flow cartridge FL-301-RTC
 2 x 3/4" female inlets
 2 x 3/4" female outlets
 includes 3/4" - 1/2" adaptors
 supplied with mortar/tile guard
 min-max wall mount 75-100mm
 optimum installation depth 87mm
 minimum operating pressure
 0.2 bar LP (shower) 1.0 bar MP (bath)

chrome	£ ex-vat	£ inc-vat
TAB-128/2-NOT-C/P	708.33	850.00



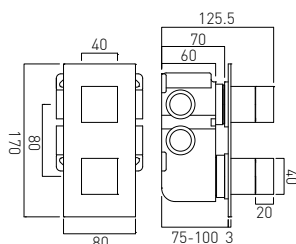
Tablet Notion
 2 outlet 3 handle
 horizontal concealed thermostatic shower valve
 thermostatic cartridge V-704-34S
 2 x flow cartridge FL-301-RTC
 2 x 3/4" female inlets
 2 x 3/4" female outlets
 includes 3/4" - 1/2" adaptors
 supplied with mortar/tile guard
 min-max wall mount 75-100mm
 optimum installation depth 87mm
 minimum operating pressure
 0.2 bar LP (shower) 1.0 bar MP (bath)

chrome	£ ex-vat	£ inc-vat
TAB-128/2-H-NOT-C/P	708.33	850.00



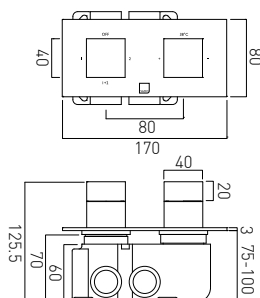


INDIVIDUAL
by VADO



Tablet Notion
2 outlet 2 handle
vertical concealed thermostatic shower valve
with all-flow function
thermostatic cartridge V-704-34S
diverter cartridge FL-802-33/2MX
2 x 3/4" female inlets
2 x 3/4" female outlets
includes 3/4" - 1/2" adaptors
supplied with mortar/tile guard
min-max wall mount 75-100mm
optimum installation depth 87mm
minimum operating pressure
0.2 bar LP (shower) 1.0 bar MP (bath)

chrome
TAB-148/2-NOT-C/P
£ ex-vat 662.50 £ inc-vat 795.00

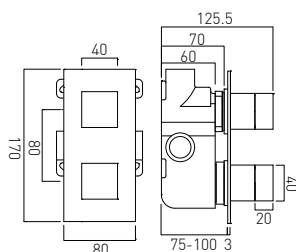


Tablet Notion
2 outlet 2 handle
horizontal concealed thermostatic shower valve
with all-flow function
thermostatic cartridge V-704-34S
diverter cartridge FL-802-33/2MX
2 x 3/4" female inlets
2 x 3/4" female outlets
includes 3/4" - 1/2" adaptors
supplied with mortar/tile guard
min-max wall mount 75-100mm
optimum installation depth 87mm
minimum operating pressure
0.2 bar LP (shower) 1.0 bar MP (bath)

chrome
TAB-148/2-H-NOT-C/P
£ ex-vat 662.50 £ inc-vat 795.00

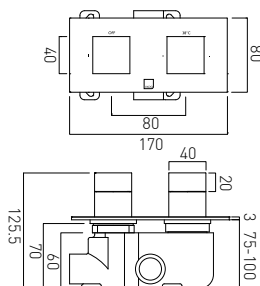


INDIVIDUAL
by VADO



Tablet Notion
1 outlet 2 handle
vertical concealed thermostatic shower valve
thermostatic cartridge V-704-34S
flow cartridge FL-301-RTC
2 x 3/4" female inlets
1 x 3/4" female outlet
includes 3/4" - 1/2" adaptors
supplied with mortar/tile guard
min-max wall mount 75-100mm
optimum installation depth 87mm
minimum operating pressure
0.2 bar LP (shower) 1.0 bar MP (bath)

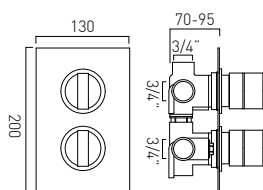
chrome
TAB-148-NOT-C/P
£ ex-vat 562.50 £ inc-vat 675.00



Tablet Notion
1 outlet 2 handle
horizontal concealed thermostatic shower valve
thermostatic cartridge V-704-34S
flow cartridge FL-301-RTC
2 x 3/4" female inlets
1 x 3/4" female outlet
includes 3/4" - 1/2" adaptors
supplied with mortar/tile guard
min-max wall mount 75-100mm
optimum installation depth 87mm
minimum operating pressure
0.2 bar LP (shower) 1.0 bar MP (bath)

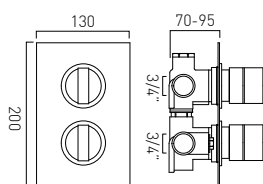
chrome
TAB-148-H-NOT-C/P
£ ex-vat 562.50 £ inc-vat 675.00





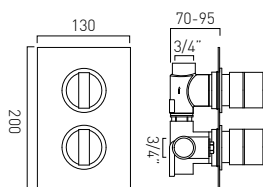
DX Notion
3 outlet 2 handle
concealed thermostatic shower valve
with rectangular backplate
thermostatic cartridge V-704-34S
diverter cartridge FL-804-33X/3X
2 x 3/4" female inlets, 3 x 3/4" female outlets
includes 3/4" - 1/2" adaptors
supplied with mortar/tile guard
inc. bleed valve for system flush on installation
min-max wall mount 70-95mm
optimum installation depth 82mm
minimum operating pressure
0.2 bar LP (shower) 1.0 bar MP (bath)

chrome
NOT-148D/3-C/P
£ ex-vat 604.17 £ inc-vat 725.00



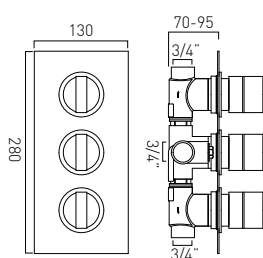
DX Notion
2 outlet 2 handle
concealed thermostatic shower valve
with rectangular backplate
thermostatic cartridge V-704-34S
diverter cartridge C-803-33X/3X
2 x 3/4" female inlets, 2 x 3/4" female outlets
includes 3/4" - 1/2" adaptors
supplied with mortar/tile guard
inc. bleed valve for system flush on installation
min-max wall mount 70-95mm
optimum installation depth 82mm
minimum operating pressure
0.2 bar LP (shower) 1.0 bar MP (bath)

chrome
NOT-148D/2-C/P
£ ex-vat 579.17 £ inc-vat 695.00



DX Notion
1 outlet 2 handle
concealed thermostatic shower valve
with rectangular backplate
thermostatic cartridge V-704-34S
flow cartridge C-301-RTC
2 x 3/4" female inlets, 1 x 3/4" female outlet
includes 3/4" - 1/2" adaptors
supplied with mortar/tile guard
inc. bleed valve for system flush on installation
min-max wall mount 70-95mm
optimum installation depth 82mm
minimum operating pressure
0.2 bar LP (shower) 1.0 bar MP (bath)

chrome
NOT-148D-C/P
£ ex-vat 479.17 £ inc-vat 575.00



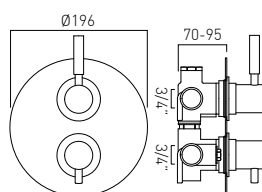
DX Notion
2 outlet 3 handle
concealed thermostatic shower valve
with rectangular backplate
thermostatic cartridge V-704-34S
2 x flow cartridge C-301-RTC
2 x 3/4" female inlets, 2 x 3/4" female outlets
includes 3/4" - 1/2" adaptors
supplied with mortar/tile guard
inc. bleed valve for system flush on installation
min-max wall mount 70-95mm
optimum installation depth 82mm
minimum operating pressure
0.2 bar LP (shower) 1.0 bar MP (bath)

chrome
NOT-128D/2-C/P
£ ex-vat 625.00 £ inc-vat 750.00



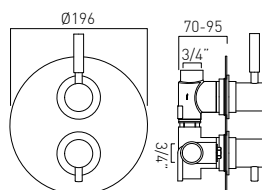


ORIGINS SHOWERS



DX Origins
2 outlet 2 handle
concealed thermostatic shower valve
with circular backplate
thermostatic cartridge V-704-34S
diverter cartridge C-803-33X/3X
2 x 3/4" female inlets
2 x 3/4" female outlets
includes 3/4" - 1/2" adaptors
supplied with mortar/tile guard
inc. bleed valve for system flush on installation
min-max wall mount 70-95mm
optimum installation depth 82mm
minimum operating pressure
0.2 bar LP (shower) 1.0 bar MP (bath)

chrome	£ ex-vat	£ inc-vat
ORI-148D/2-C/P	579.17	695.00



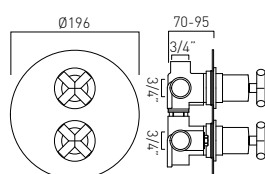
DX Origins
1 outlet 2 handle
concealed thermostatic shower valve
with circular backplate
thermostatic cartridge V-704-34S
flow cartridge C-301-RTC
2 x 3/4" female inlets
1 x 3/4" female outlet
includes 3/4" - 1/2" adaptors
supplied with mortar/tile guard
inc. bleed valve for system flush on installation
min-max wall mount 70-95mm
optimum installation depth 82mm
minimum operating pressure
0.2 bar LP (shower) 1.0 bar MP (bath)

chrome	£ ex-vat	£ inc-vat
ORI-148D-C/P	479.17	575.00



Origins Showers

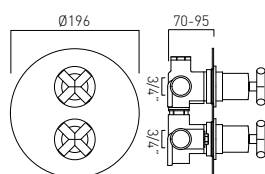
ELEMENTS SHOWERS



DX Elements
3 outlet 2 handle
concealed thermostatic shower valve
with circular backplate
thermostatic cartridge V-704-34S
diverter cartridge FL-804-33X/3X
2 x 3/4" female inlets, 3 x 3/4" female outlets
includes 3/4" - 1/2" adaptors
supplied with mortar/tile guard
inc. bleed valve for system flush on installation
min-max wall mount 70-95mm
optimum installation depth 82mm
minimum operating pressure
0.2 bar LP (shower) 1.0 bar MP (bath)

chrome
ELE-148D/3-C/P

£ ex-vat £ inc-vat
604.17 725.00



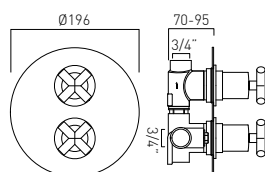
DX Elements
2 outlet 2 handle
concealed thermostatic shower valve
with circular backplate
thermostatic cartridge V-704-34S
diverter cartridge C-803-33X/3X
2 x 3/4" female inlets, 2 x 3/4" female outlets
includes 3/4" - 1/2" adaptors
supplied with mortar/tile guard
inc. bleed valve for system flush on installation
min-max wall mount 70-95mm
optimum installation depth 82mm
minimum operating pressure
0.2 bar LP (shower) 1.0 bar MP (bath)

chrome
ELE-148D/2-C/P

£ ex-vat £ inc-vat
579.17 695.00



INDIVIDUAL
by VADO



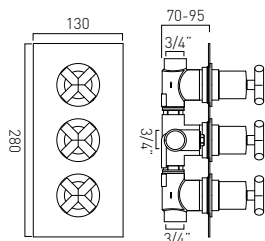
DX Elements
1 outlet 2 handle
concealed thermostatic shower valve
with circular backplate
thermostatic cartridge V-704-34S
flow cartridge C-301-RTC
2 x 3/4" female inlets, 1 x 3/4" female outlet
includes 3/4" - 1/2" adaptors
supplied with mortar/tile guard
inc. bleed valve for system flush on installation
min-max wall mount 70-95mm
optimum installation depth 82mm
minimum operating pressure
0.2 bar LP (shower) 1.0 bar MP (bath)

chrome
ELE-148D-C/P

£ ex-vat £ inc-vat
479.17 575.00

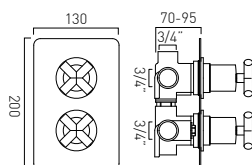


Elements Showers



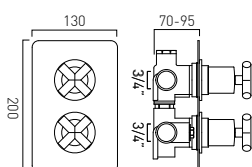
DX Elements
2 outlet 3 handle
concealed thermostatic shower valve
with rectangular backplate
thermostatic cartridge V-704-34S
2 x flow cartridge C-301-RTC
2 x 3/4" female inlets, 2 x 3/4" female outlets
supplied with mortar/tile guard
includes 3/4" - 1/2" adaptors
inc. bleed valve for system flush on installation
min-max wall mount 70-95mm
optimum installation depth 82mm
minimum operating pressure
0.2 bar LP (shower) 1.0 bar MP (bath)

chrome £ ex-vat £ inc-vat
ELE-1280/2-C/P 625.00 750.00



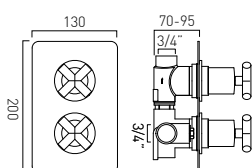
DX Elements
3 outlet 2 handle
concealed thermostatic shower valve
with rectangular backplate
thermostatic cartridge V-704-34S
diverter cartridge FL-804-33X/3X
2 x 3/4" female inlets, 3 x 3/4" female outlets
includes 3/4" - 1/2" adaptors
supplied with mortar/tile guard
inc. bleed valve for system flush on installation
min-max wall mount 70-95mm
optimum installation depth 82mm
minimum operating pressure
0.2 bar LP (shower) 1.0 bar MP (bath)

chrome £ ex-vat £ inc-vat
ELE-1480/3/SQ-CP 604.17 725.00



DX Elements
2 outlet 2 handle
concealed thermostatic shower valve
with rectangular backplate
thermostatic cartridge V-704-34S
diverter cartridge C-803-33X/3X
2 x 3/4" female inlets, 2 x 3/4" female outlets
includes 3/4" - 1/2" adaptors
supplied with mortar/tile guard
inc. bleed valve for system flush on installation
min-max wall mount 70-95mm
optimum installation depth 82mm
minimum operating pressure
0.2 bar LP (shower) 1.0 bar MP (bath)

chrome £ ex-vat £ inc-vat
ELE-1480/2/SQ-CP 579.17 695.00



DX Elements
1 outlet 2 handle
concealed thermostatic shower valve
with rectangular backplate
thermostatic cartridge V-704-34S
flow cartridge C-301-RTC
2 x 3/4" female inlets, 1 x 3/4" female outlet
includes 3/4" - 1/2" adaptors
supplied with mortar/tile guard
inc. bleed valve for system flush on installation
min-max wall mount 70-95mm
optimum installation depth 82mm
minimum operating pressure
0.2 bar LP (shower) 1.0 bar MP (bath)

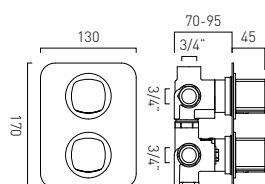
chrome £ ex-vat £ inc-vat
ELE-1480/SQ-CP 479.17 575.00





CAMEO SHOWERS

NEW

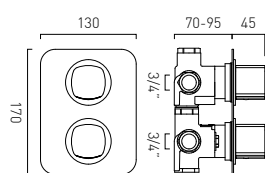


DX Cameo
3 outlet 2 handle
concealed thermostatic shower valve
with rectangular backplate
thermostatic temperature stop
thermostatic cartridge V-704-34S
diverter cartridge FL-804-33X/3X
2 x 3/4" female inlets, 3 x 3/4" female outlets
inc. bleed valve for system flush on installation
supplied with mortar/tile guard
min-max wall mount 70-95mm
optimum installation depth 82mm
minimum operating pressure
0.2 bar LP (shower) 1.0 bar MP (bath)

chrome	£ ex-vat	£ inc-vat
CAM-148D/3-CP	604.17	725.00
 matt black		
CAM-148D/3-MB	620.83	745.00
 matt white		
CAM-148D/3-MW	620.83	745.00
 satin brass		
CAM-148D/3-SBR	620.83	745.00



NEW

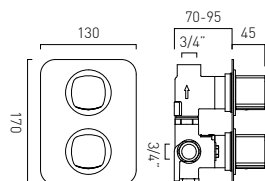


DX Cameo
2 outlet 2 handle
concealed thermostatic shower valve
with rectangular backplate
thermostatic temperature stop
thermostatic cartridge V-704-34S
diverter cartridge FL-804-33X/3X
2 x 3/4" female inlets, 2 x 3/4" female outlets
inc. bleed valve for system flush on installation
supplied with mortar/tile guard
min-max wall mount 70-95mm
optimum installation depth 82mm
minimum operating pressure
0.2 bar LP (shower) 1.0 bar MP (bath)

chrome	£ ex-vat	£ inc-vat
CAM-148D/2-CP	579.17	695.00
 matt black		
CAM-148D/2-MB	595.83	715.00
 matt white		
CAM-148D/2-MW	595.83	715.00
 satin brass		
CAM-148D/2-SBR	595.83	715.00



NEW

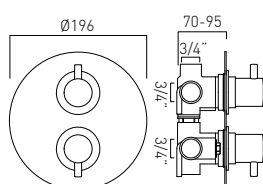


DX Cameo
1 outlet 2 handle
concealed thermostatic shower valve
with rectangular backplate
thermostatic temperature stop
thermostatic cartridge V-704-34S
flow cartridge C-301-RTC
2 x 3/4" female inlets, 1 x 3/4" female outlet
inc. bleed valve for system flush on installation
supplied with mortar/tile guard
min-max wall mount 70-95mm
optimum installation depth 82mm
minimum operating pressure
0.2 bar LP (shower) 1.0 bar MP (bath)

chrome	£ ex-vat	£ inc-vat
CAM-148D-CP	479.17	575.00
 matt black		
CAM-148D-MB	495.83	595.00
 matt white		
CAM-148D-MW	495.83	595.00
 satin brass		
CAM-148D-SBR	495.83	595.00

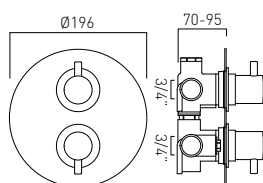


CELSIUS SHOWERS



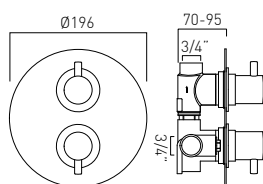
DX Celsius
3 outlet 2 handle
concealed thermostatic shower valve
with circular backplate
thermostatic cartridge V-704-34S
diverter cartridge FL-804-33X/3X
2 x 3/4" female inlets, 3 x 3/4" female outlets
includes 3/4" - 1/2" adaptors
supplied with mortar/tile guard
inc. bleed valve for system flush on installation
min-max wall mount 70-95mm
optimum installation depth 82mm
minimum operating pressure
0.2 bar LP (shower) 1.0 bar MP (bath)

chrome
CEL-148D/3/RO-C/P
£ ex-vat 604.17 £ inc-vat 725.00



DX Celsius
2 outlet 2 handle
concealed thermostatic shower valve
with circular backplate
thermostatic cartridge V-704-34S
diverter cartridge C-803-33X/3X
2 x 3/4" female inlets, 2 x 3/4" female outlets
includes 3/4" - 1/2" adaptors
supplied with mortar/tile guard
inc. bleed valve for system flush on installation
min-max wall mount 70-95mm
optimum installation depth 82mm
minimum operating pressure
0.2 bar LP (shower) 1.0 bar MP (bath)

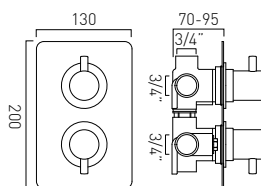
chrome
CEL-148D/2/RO-C/P
£ ex-vat 579.17 £ inc-vat 695.00



DX Celsius
1 outlet 2 handle
concealed thermostatic shower valve
with circular backplate
thermostatic cartridge V-704-34S
flow cartridge C-301-RTC
2 x 3/4" female inlets, 1 x 3/4" female outlet
includes 3/4" - 1/2" adaptors
supplied with mortar/tile guard
inc. bleed valve for system flush on installation
min-max wall mount 70-95mm
optimum installation depth 82mm
minimum operating pressure
0.2 bar LP (shower) 1.0 bar MP (bath)

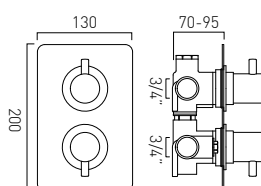
chrome
CEL-148D/RO-C/P
£ ex-vat 479.17 £ inc-vat 575.00





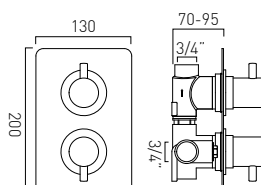
DX Celsius
3 outlet 2 handle
concealed thermostatic shower valve
with rectangular backplate
thermostatic cartridge V-704-34S
diverter cartridge FL-804-33X/3X
2 x 3/4" female inlets, 3 x 3/4" female outlets
includes 3/4" - 1/2" adaptors
supplied with mortar/tile guard
inc. bleed valve for system flush on installation
min-max wall mount 70-95mm
optimum installation depth 82mm
minimum operating pressure
0.2 bar LP (shower) 1.0 bar MP (bath)

chrome
CEL-148D/3/SQ-C/P
£ ex-vat 604.17 £ inc-vat 725.00



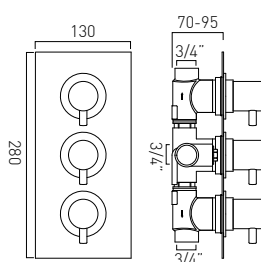
DX Celsius
2 outlet 2 handle
concealed thermostatic shower valve
with rectangular backplate
thermostatic cartridge V-704-34S
diverter cartridge C-803-33X/3X
2 x 3/4" female inlets, 2 x 3/4" female outlets
includes 3/4" - 1/2" adaptors
supplied with mortar/tile guard
inc. bleed valve for system flush on installation
min-max wall mount 70-95mm
optimum installation depth 82mm
minimum operating pressure
0.2 bar LP (shower) 1.0 bar MP (bath)

chrome
CEL-148D/2/SQ-C/P
£ ex-vat 579.17 £ inc-vat 695.00



DX Celsius
1 outlet 2 handle
concealed thermostatic shower valve
with rectangular backplate
thermostatic cartridge V-704-34S
flow cartridge C-301-RTC
2 x 3/4" female inlets, 1 x 3/4" female outlet
includes 3/4" - 1/2" adaptors
supplied with mortar/tile guard
inc. bleed valve for system flush on installation
min-max wall mount 70-95mm
optimum installation depth 82mm
minimum operating pressure
0.2 bar LP (shower) 1.0 bar MP (bath)

chrome
CEL-148D/SQ-C/P
£ ex-vat 479.17 £ inc-vat 575.00

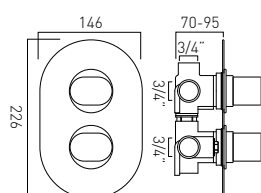


DX Celsius
2 outlet 3 handle
concealed thermostatic shower valve
with rectangular backplate
thermostatic cartridge V-704-34S
2 x flow cartridge C-301-RTC
2 x 3/4" female inlets, 2 x 3/4" female outlets
includes 3/4" - 1/2" adaptors
supplied with mortar/tile guard
inc. bleed valve for system flush on installation
min-max wall mount 70-95mm
optimum installation depth 82mm
minimum operating pressure
0.2 bar LP (shower) 1.0 bar MP (bath)

chrome
CEL-128D/2-C/P
£ ex-vat 625.00 £ inc-vat 750.00

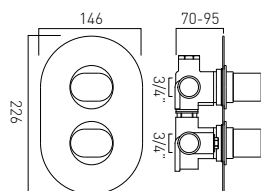


LIFE SHOWERS



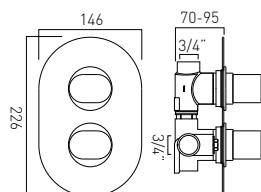
DX Life
3 outlet 2 handle
concealed thermostatic shower valve
with oval backplate
thermostatic cartridge V-704-34S
diverter cartridge FL-804-33X/3X
2 x 3/4" female inlets, 3 x 3/4" female outlets
includes 3/4" - 1/2" adaptors
supplied with mortar/tile guard
inc. bleed valve for system flush on installation
min-max wall mount 70-95mm
optimum installation depth 82mm
minimum operating pressure
0.2 bar LP (shower) 1.0 bar MP (bath)

chrome £ ex-vat £ inc-vat
LIF-148D/3-C/P 604.17 725.00



DX Life
2 outlet 2 handle
concealed thermostatic shower valve
with oval backplate
thermostatic cartridge V-704-34S
diverter cartridge C-803-33X/3X
2 x 3/4" female inlets, 2 x 3/4" female outlets
includes 3/4" - 1/2" adaptors
supplied with mortar/tile guard
inc. bleed valve for system flush on installation
min-max wall mount 70-95mm
optimum installation depth 82mm
minimum operating pressure
0.2 bar LP (shower) 1.0 bar MP (bath)

chrome £ ex-vat £ inc-vat
LIF-148D/2-C/P 579.17 695.00



DX Life
1 outlet 2 handle
concealed thermostatic shower valve
with oval backplate
thermostatic cartridge V-704-34S
flow cartridge C-301-RTC
2 x 3/4" female inlets, 1 x 3/4" female outlet
includes 3/4" - 1/2" adaptors
supplied with mortar/tile guard
inc. bleed valve for system flush on installation
min-max wall mount 70-95mm
optimum installation depth 82mm
minimum operating pressure
0.2 bar LP (shower) 1.0 bar MP (bath)

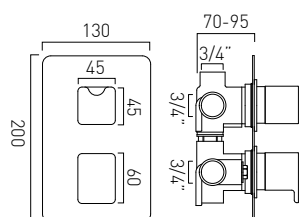
chrome £ ex-vat £ inc-vat
LIF-148D-C/P 479.17 575.00



Life Showers

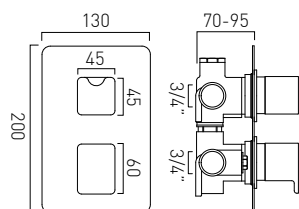


PHASE SHOWERS



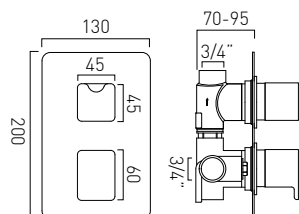
DX Phase
3 outlet 2 handle
concealed thermostatic shower valve
with rectangular backplate
thermostatic cartridge V-704-34S
diverter cartridge FL-804-33X/3X
2 x 3/4" female inlets, 3 x 3/4" female outlets
includes 3/4" - 1/2" adaptors
supplied with mortar/tile guard
inc. bleed valve for system flush on installation
min-max wall mount 70-95mm
optimum installation depth 82mm
minimum operating pressure
0.2 bar LP (shower) 1.0 bar MP (bath)

chrome
PHA-148D/3-C/P
£ ex-vat 604.17 £ inc-vat 725.00



DX Phase
2 outlet 2 handle
concealed thermostatic shower valve
with rectangular backplate
thermostatic cartridge V-704-34S
diverter cartridge C-803-33X/3X
2 x 3/4" female inlets, 2 x 3/4" female outlets
includes 3/4" - 1/2" adaptors
supplied with mortar/tile guard
inc. bleed valve for system flush on installation
min-max wall mount 70-95mm
optimum installation depth 82mm
minimum operating pressure
0.2 bar LP (shower) 1.0 bar MP (bath)

chrome
PHA-148D/2-C/P
£ ex-vat 579.17 £ inc-vat 695.00

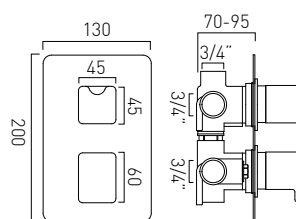


DX Phase
1 outlet 2 handle
concealed thermostatic shower valve
with rectangular backplate
thermostatic cartridge V-704-34S
flow cartridge C-301-RTC
2 x 3/4" female inlets, 1 x 3/4" female outlet
includes 3/4" - 1/2" adaptors
supplied with mortar/tile guard
inc. bleed valve for system flush on installation
min-max wall mount 70-95mm
optimum installation depth 82mm
minimum operating pressure
0.2 bar LP (shower) 1.0 bar MP (bath)

chrome
PHA-148D-C/P
£ ex-vat 479.17 £ inc-vat 575.00

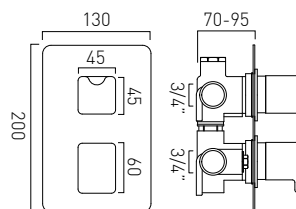


PHOTON SHOWERS



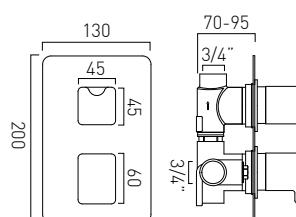
DX Photon
3 outlet 2 handle
concealed thermostatic shower valve
with rectangular backplate
thermostatic cartridge V-704-34S
diverter cartridge FL-804-33X/3X
2 x 3/4" female inlets, 3 x 3/4" female outlets
includes 3/4" - 1/2" adaptors
supplied with mortar/tile guard
inc. bleed valve for system flush on installation
min-max wall mount 70-95mm
optimum installation depth 82mm
minimum operating pressure
0.2 bar LP (shower) 1.0 bar MP (bath)

chrome	£ ex-vat	£ inc-vat
PHO-148D/3-C/P	604.17	725.00



DX Photon
2 outlet 2 handle
concealed thermostatic shower valve
with rectangular backplate
thermostatic cartridge V-704-34S
diverter cartridge C-803-33X/3X
2 x 3/4" female inlets, 2 x 3/4" female outlets
includes 3/4" - 1/2" adaptors
supplied with mortar/tile guard
inc. bleed valve for system flush on installation
min-max wall mount 70-95mm
optimum installation depth 82mm
minimum operating pressure
0.2 bar LP (shower) 1.0 bar MP (bath)

chrome	£ ex-vat	£ inc-vat
PHO-148D/2-C/P	579.17	695.00



DX Photon
1 outlet 2 handle
concealed thermostatic shower valve
with rectangular backplate
thermostatic cartridge V-704-34S
flow cartridge C-301-RTC
2 x 3/4" female inlets, 1 x 3/4" female outlet
includes 3/4" - 1/2" adaptors
supplied with mortar/tile guard
inc. bleed valve for system flush on installation
min-max wall mount 70-95mm
optimum installation depth 82mm
minimum operating pressure
0.2 bar LP (shower) 1.0 bar MP (bath)

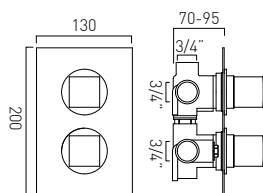
chrome	£ ex-vat	£ inc-vat
PHO-148D-C/P	479.17	575.00



Photon Showers

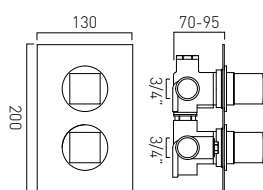


Mix² Showers



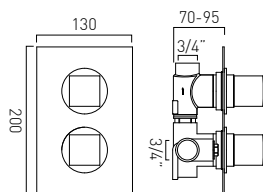
DX Mix²
3 outlet 2 handle
concealed thermostatic shower valve
with rectangular backplate
thermostatic cartridge V-704-34S
diverter cartridge FL-804-33X/3X
2 x 3/4" female inlets, 3 x 3/4" female outlets
includes 3/4" - 1/2" adaptors
supplied with mortar/tile guard
inc. bleed valve for system flush on installation
min-max wall mount 70-95mm
optimum installation depth 82mm
minimum operating pressure
0.2 bar LP (shower) 1.0 bar MP (bath)

chrome £ ex-vat £ inc-vat
MIX-1480/3-C/P 604.17 725.00



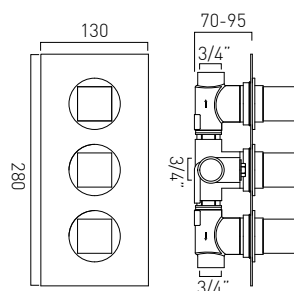
DX Mix²
2 outlet 2 handle
concealed thermostatic shower valve
with rectangular backplate
thermostatic cartridge V-704-34S
diverter cartridge C-803-33X/3X
2 x 3/4" female inlets, 2 x 3/4" female outlets
includes 3/4" - 1/2" adaptors
supplied with mortar/tile guard
inc. bleed valve for system flush on installation
min-max wall mount 70-95mm
optimum installation depth 82mm
minimum operating pressure
0.2 bar LP (shower) 1.0 bar MP (bath)

chrome £ ex-vat £ inc-vat
MIX-1480/2-C/P 579.17 695.00



DX Mix²
1 outlet 2 handle
concealed thermostatic shower valve
with rectangular backplate
thermostatic cartridge V-704-34S
flow cartridge C-301-RTC
2 x 3/4" female inlets, 1 x 3/4" female outlet
includes 3/4" - 1/2" adaptors
supplied with mortar/tile guard
inc. bleed valve for system flush on installation
min-max wall mount 70-95mm
optimum installation depth 82mm
minimum operating pressure
0.2 bar LP (shower) 1.0 bar MP (bath)

chrome £ ex-vat £ inc-vat
MIX-1480-C/P 479.17 575.00




DX Mix²
2 outlet 3 handle
concealed thermostatic shower valve
with rectangular backplate
thermostatic cartridge V-704-34S
2 x flow cartridge C-301-RTC
2 x 3/4" female inlets, 2 x 3/4" female outlets
includes 3/4" - 1/2" adaptors
supplied with mortar/tile guard
inc. bleed valve for system flush on installation
min-max wall mount 70-95mm
optimum installation depth 82mm
minimum operating pressure
0.2 bar LP (shower) 1.0 bar MP (bath)

chrome £ ex-vat £ inc-vat
MIX-1280/2-C/P 625.00 750.00

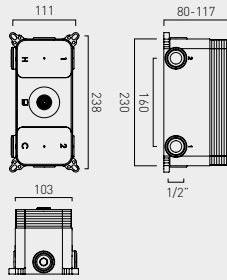



Please order **separate shower valves and trim kits** from this section only if you need shower valves delivered separately to corresponding trim kits.



Valve Component Kits

VALVE
BODY

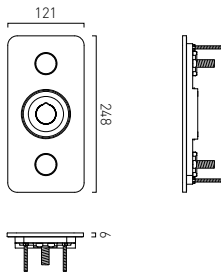


concealed 2 outlet 3 control thermostatic valve
thermostatic cartridge V-701-32S
2 x flow-stop-go cartridge N-1001-F26
2 x 1/2" female inlets, 2 x 1/2" female outlet
2 x 1/2" capped-off female outlets*
supplied with mortar guard/tile guide
min-max wall mount 80-117mm
minimum operating pressure
0.5 bar LP (shower) 1.0 bar MP (bath)
concealed valve body suitable for both vertical and
horizontal installation

brass	£ ex-vat	£ inc-vat
ZON-028/2-CONC	500.00	600.00



NEW

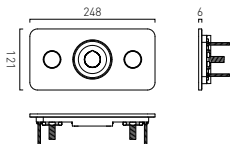


Zone
vertical trim kit for ZON-128/2-CP comprises:
2 x push buttons for flow
1 x dial for temperature control
rectangle backplate

chrome	£ ex-vat	£ inc-vat
ZON-128/2-TRIM-CP	208.33	250.00

(for use with ZON-028/2-CONC)

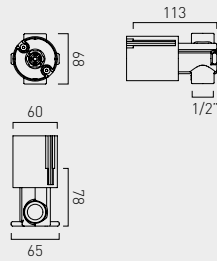

NEW



Zone
horizontal trim kit for ZON-128/2-H-CP comprises:
2 x push buttons for flow
1 x dial for temperature control
rectangle backplate

chrome	£ ex-vat	£ inc-vat
ZON-128/2-H-TRIM-CP	208.33	250.00

(for use with ZON-028/2-CONC)

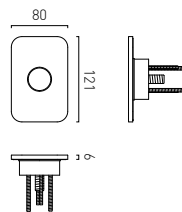
VALVE
BODY

concealed 1 outlet 1 push button
additional outlet
flow-stop-go cartridge N-1001-F26
1 x 1/2" female inlet, 1 x 1/2" female outlet
supplied with mortar guard/tile guide
min-max wall mount 78-113mm
minimum operating pressure
0.5 bar LP (shower) 1.0 bar MP (bath)
concealed outlet body suitable for both vertical
and horizontal installation

	£ ex-vat	£ inc-vat
brass		
ZON-043-CONC	70.83	85.00



NEW

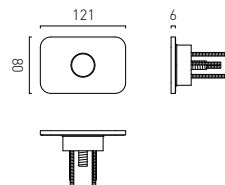


Zone
vertical trim kit for ZON-143-CP comprises:
1 x push button for flow
rectangle backplate

	£ ex-vat	£ inc-vat
chrome		
ZON-143-TRIM-CP	54.17	65.00

(for use with ZON-043-CONC)

NEW



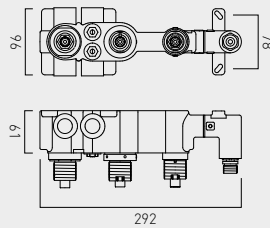

Zone
horizontal trim kit for ZON-143-H-CP comprises:
1 x push button for flow
rectangle backplate

	£ ex-vat	£ inc-vat
chrome		
ZON-143-H-TRIM-CP	54.17	65.00

(for use with ZON-043-CONC)



VALVE BODY

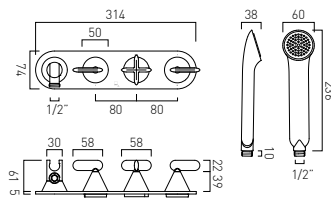


concealed thermostatic 3 outlet 3 handle
thermostatic shower valve with integrated outlet
thermostatic cartridge V-704-34S
diverter cartridge FL-801-33/2SX
flow cartridge FL-301-RTC
2 x 3/4" female inlets
2 x 3/4" female outlets
includes 3/4" - 1/2" adaptors
supplied with mortar/tile guard
minimum operating pressure 1.0 bar MP

chrome
TAB-ARR028/3WOB-CONC £ ex-vat £ inc-vat
550.00 660.00



For installation over bath

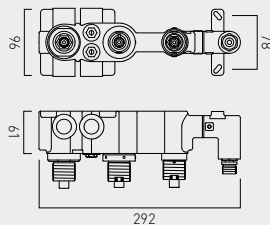


Tablet Arrondi horizontal
trim kit for TAB-128/3WO-B-ARR-CP comprises:
integrated single function mini kit
3 x handles with flow and temperature shrouds
oval backplate
min-max wall mount 79.5-101.5mm

chrome
TAB-1283WOB-ARR-T-CP £ ex-vat £ inc-vat
325.00 390.00

(for use with TAB-ARR028/3WOB-CONC)

VALVE BODY

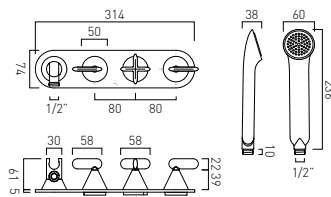


concealed thermostatic 3 outlet 3 handle
thermostatic shower valve with integrated outlet
thermostatic cartridge V-704-34S
diverter cartridge FL-802-33/2MX
flow cartridge FL-301-RTC
2 x 3/4" female inlets, 2 x 3/4" female outlets
includes 3/4" - 1/2" adaptors
supplied with mortar/tile guard
minimum operating pressure
0.2 bar LP (shower) 1.0 bar MP (bath)

chrome
TAB-ARR028/3WOS-CONC £ ex-vat £ inc-vat
550.00 660.00



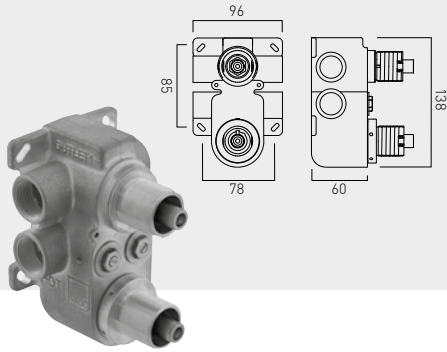
For installation in shower



Tablet Arrondi horizontal
trim kit for TAB-128/3WO-S-ARR-CP comprises:
integrated single function mini kit
3 x handles with flow and temperature shrouds
oval backplate
min-max wall mount 79.5-101.5mm

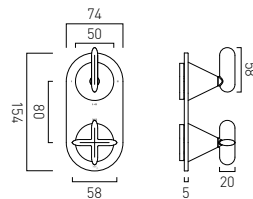
chrome
TAB-1283WOS-ARR-T-CP £ ex-vat £ inc-vat
325.00 390.00

(for use with TAB-ARR028/3WOS-CONC)

VALVE
BODY

concealed 2 outlet 2 handle
thermostatic shower valve
thermostatic cartridge V-704-34S
flow cartridge FL-802-33/2MX
2 x 3/4" female inlets
1 x 3/4" female outlet
includes 3/4" - 1/2" adaptors
supplied with mortar/tile guard
minimum operating pressure
0.2 bar LP (shower) 1.0 bar MP (bath)

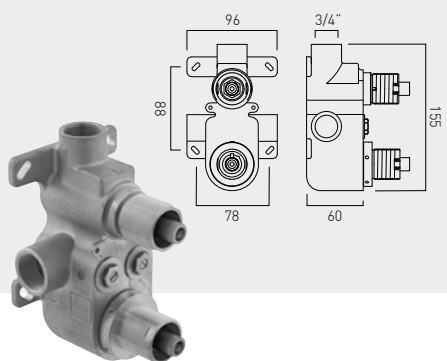
brass	£ ex-vat	£ inc-vat
TAB-ARR-048/2-CONC	475.00	570.00



Tablet Arrondi vertical
trim kit for TAB-148/2-ARR-CP comprises:
2 x handles with flow and temperature shrouds
oval backplate
min-max wall mount 79.5-101.5mm

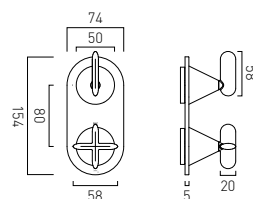
chrome	£ ex-vat	£ inc-vat
TAB-148/2-ARR-T-CP	204.17	245.00

(for use with TAB-ARR-048/2-CONC)

VALVE
BODY

concealed 1 outlet 2 handle
thermostatic shower valve
thermostatic cartridge V-704-34S
flow cartridge FL-301-RTC
2 x 3/4" female inlets
1 x 3/4" female outlet
includes 3/4" - 1/2" adaptors
supplied with mortar/tile guard
minimum operating pressure
0.2 bar LP (shower) 1.0 bar MP (bath)

brass	£ ex-vat	£ inc-vat
TAB-ARR-048-CONC	375.00	450.00



Tablet Arrondi vertical
trim kit for TAB-148-ARR-CP comprises:
2 x handles with flow and temperature shrouds
oval backplate
min-max wall mount 79.5-101.5mm

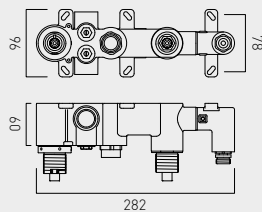

chrome	£ ex-vat	£ inc-vat
TAB-148-ARR-T-CP	204.17	245.00

(for use with TAB-ARR-048-CONC)



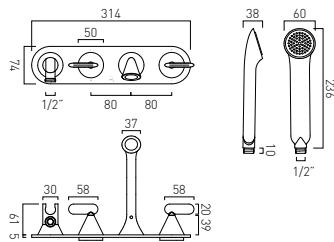
Valve Component Kits

VALVE
BODY



concealed thermostatic bath shower mixer
thermostatic cartridge V-704-34S
diverter cartridge FL-802-33/2SX
2 x 3/4" female inlets
includes 3/4" - 1/2" adaptors
supplied with mortar/tile guard
minimum operating pressure 1.0 bar MP

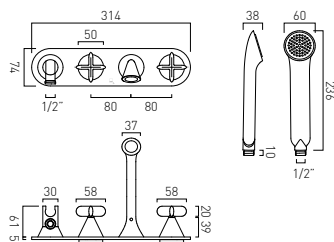
brass	£ ex-vat	£ inc-vat
TAB-ARR-023T/WO-CONC	562.50	675.00



Arrondi thermostatic bath shower mixer
trim kit for TAB-123T/WO-ARR-CP comprises:
integrated single function mini kit
2 x lever handles with flow and temperature shrouds
1 x spout
oval backplate
min-max wall mount 79.5-101.5mm

chrome	£ ex-vat	£ inc-vat
TAB-123T/WO-ARR-T-CP	491.67	590.00

(for use with TAB-ARR-023T/WO-CONC)



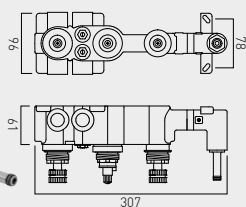

Arrondi thermostatic bath shower mixer
trim kit for TAB-223T/WO-ARR-CP comprises:
integrated single function mini kit
2 x cross handles with flow and temperature shrouds
1 x spout
oval backplate
min-max wall mount 79.5-101.5mm

chrome	£ ex-vat	£ inc-vat
TAB-223T/WO-ARR-T-CP	461.67	590.00

(for use with TAB-ARR-023T/WO-CONC)

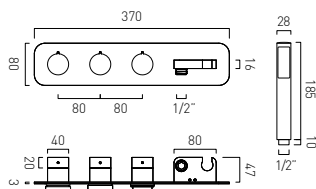


VALVE BODY



concealed 3 outlet 3 handle
thermostatic shower valve with integrated outlet
thermostatic cartridge V-704-34S
diverter cartridge FL-802-33/2MX
flow cartridge FL-301-RTC
2 x 3/4" female inlets
3 x 3/4" female outlets
includes 3/4" - 1/2" adaptors
minimum operating pressure
0.2 bar LP (shower) 1.0 bar MP (bath)

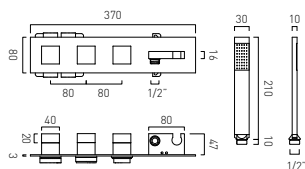
brass
TAB-028/3WO-CONC
£ ex-vat £ inc-vat
541.67 650.00



Tablet iO Altitude horizontal
trim kit for TAB-128/3WO-ALT-CP comprises:
integrated single function round mini kit
3 x handles
rectangular backplate
thermostatic safety stop
flow and temperature shrouds
min-max wall mount 75-100mm
optimum installation depth 87mm

chrome
TAB-128/3WO-ALT-T-CP
£ ex-vat £ inc-vat
312.50 375.00

(for use with TAB-028/3WO-CONC)

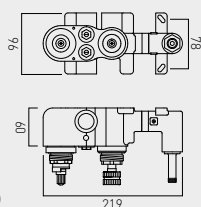



Tablet iO Notion horizontal
trim kit for TAB-128/3WO-NOT-CP comprises:
integrated single function square mini kit
3 x handles
rectangular backplate
thermostatic safety stop
flow and temperature shrouds
min-max wall mount 75-100mm
optimum installation depth 87mm

chrome
TAB-128/3WO-NOT-T-CP
£ ex-vat £ inc-vat
312.50 375.00

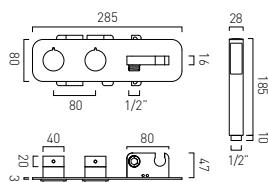
(for use with TAB-028/3WO-CONC)

VALVE BODY



concealed 2 outlet 2 handle
thermostatic shower valve with integrated outlet
thermostatic cartridge V-704-34S
diverter cartridge FL-802-33/2MX
2 x 3/4" female inlets
3 x 3/4" female outlets
includes 3/4" - 1/2" adaptors
minimum operating pressure
0.2 bar LP (shower) 1.0 bar MP (bath)

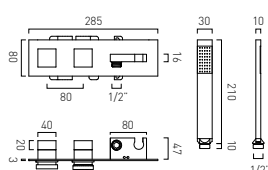
brass
TAB-048/2WO-CONC
£ ex-vat £ inc-vat
500.00 600.00



Tablet iO Altitude horizontal
trim kit for TAB-148/2WO-ALT-CP comprises:
integrated single function round mini kit
2 x handles
rectangular backplate
thermostatic safety stop
flow and temperature shrouds
min-max wall mount 75-100mm
optimum installation depth 87mm

chrome
TAB-148/2WO-ALT-T-CP
£ ex-vat £ inc-vat
291.67 350.00

(for use with TAB-048/2WO-CONC)



Tablet iO Notion horizontal
trim kit for TAB-148/2WO-NOT-CP comprises:
integrated single function square mini kit
2 x handles
rectangular backplate
thermostatic safety stop
flow and temperature shrouds
min-max wall mount 75-100mm
optimum installation depth 87mm

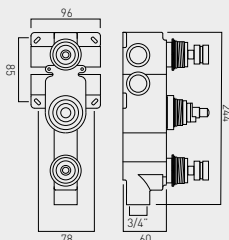
chrome
TAB-148/2WO-NOT-T-CP
£ ex-vat £ inc-vat
291.67 350.00

(for use with TAB-048/2WO-CONC)



Valve Component Kits

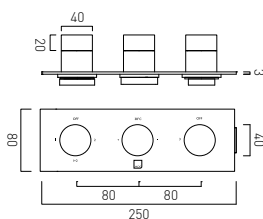
VALVE BODY



concealed 3 outlet 3 handle
thermostatic shower valve
thermostatic cartridge V-704-34S
thermostatic temperature stop
diverter cartridge FL-802-33/2MX
flow cartridge FL-301-RTC
2 x 3/4" female inlets, 3 x 3/4" female outlets
includes 3/4" - 1/2" adaptors
minimum operating pressure
0.2 bar LP (shower) 1.0 bar MP (bath)

brass
TAB-028/3-CONC

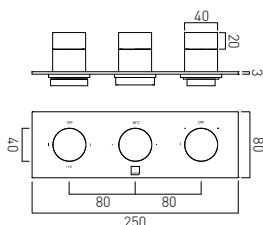
£ ex-vat £ inc-vat
533.33 640.00



Tablet Knurled Accents horizontal
trim kit for TAB-128/3-H-CPK comprises:
3 x handles
rectangular backplate
flow and temperature shrouds
min-max wall mount 75-100mm
optimum installation depth 87mm

chrome
TAB-128/3-H-T-CPK
233.33 280.00

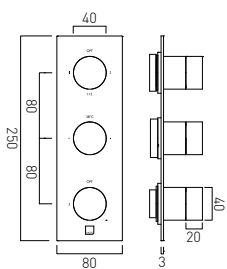
(for use with TAB-028/3-CONC)



Tablet Omika horizontal
trim kit for TAB-128/3-H-OMI-C/P comprises:
3 x handles
rectangular backplate
flow and temperature shrouds
min-max wall mount 75-100mm
optimum installation depth 87mm

chrome
TAB-128/3-H-OMI-TRIM
233.33 280.00

(for use with TAB-028/3-CONC)



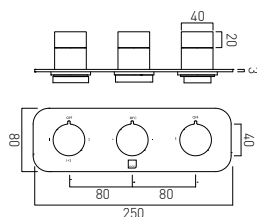
Tablet Omika vertical
trim kit for TAB-128/3-OMI-C/P comprises:
3 x handles
rectangular backplate
flow and temperature shrouds
min-max wall mount 75-100mm
optimum installation depth 87mm

chrome
TAB-128/3-OMI-TRIM
233.33 280.00

(for use with TAB-028/3-CONC)

Scan QR for more information on Tablet.

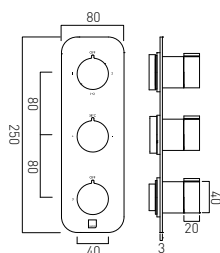
Compact in form and unique in operation, Tablet embraces the latest innovations in maximising water flow performance to ensure a fully immersive showering experience.



Tablet Altitude horizontal trim kit for TAB-128/3-H-ALT-C/P comprises:
3 x handles
rectangular backplate
flow and temperature shrouds
min-max wall mount 75-100mm
optimum installation depth 87mm

chrome	£ ex-vat	£ inc-vat
TAB-128/3-H-ALT-TRIM	212.50	255.00

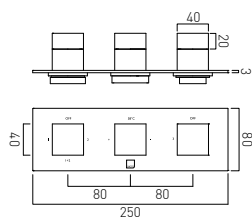
(for use with TAB-028/3-CONC)



Tablet Altitude vertical trim kit for TAB-128/3-ALT-C/P comprises:
3 x handles
rectangular backplate
flow and temperature shrouds
min-max wall mount 75-100mm
optimum installation depth 87mm

chrome	£ ex-vat	£ inc-vat
TAB-128/3-ALT-TRIM	212.50	255.00

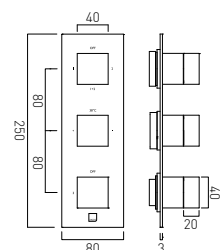
(for use with TAB-028/3-CONC)



Tablet Notion horizontal trim kit for TAB-128/3-H-NOT-C/P comprises:
3 x handles
rectangular backplate
flow and temperature shrouds
min-max wall mount 75-100mm
optimum installation depth 87mm

chrome	£ ex-vat	£ inc-vat
TAB-128/3-H-NOT-TRIM	212.50	255.00

(for use with TAB-028/3-CONC)



Tablet Notion vertical trim kit for TAB-128/3-NOT-C/P comprises:
3 x handles
rectangular backplate
flow and temperature shrouds
min-max wall mount 75-100mm
optimum installation depth 87mm

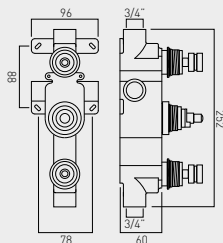

chrome	£ ex-vat	£ inc-vat
TAB-128/3-NOT-TRIM	212.50	255.00

(for use with TAB-028/3-CONC)



Valve Component Kits

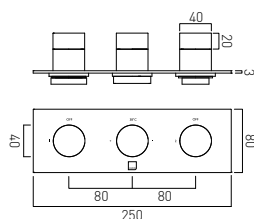
VALVE BODY



concealed 2 outlet 3 handle
thermostatic shower valve
thermostatic cartridge V-704-34S
thermostatic temperature stop
2 x flow cartridge FL-301-RTC
2 x 3/4" female inlets, 2 x 3/4" female outlets
includes 3/4" - 1/2" adaptors
minimum operating pressure
0.2 bar LP (shower) 1.0 bar MP (bath)

brass
TAB-028/2-CONC

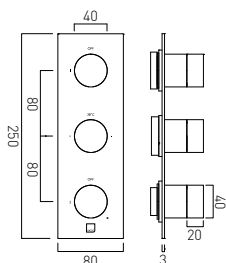
£ ex-vat £ inc-vat
495.83 595.00



Tablet Omika horizontal
trim kit for TAB-128/2-H-OMI-C/P comprises:
3 x handles
rectangular backplate
flow and temperature shrouds
min-max wall mount 75-100mm
optimum installation depth 87mm

chrome
TAB-128/2-H-OMI-TRIM 233.33 280.00

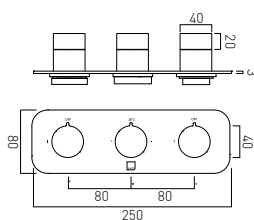
(for use with TAB-028/2-CONC)



Tablet Omika vertical
trim kit for TAB-128/2-H-OMI-C/P comprises:
3 x handles
rectangular backplate
flow and temperature shrouds
min-max wall mount 75-100mm
optimum installation depth 87mm

chrome
TAB-128/2-H-OMI-TRIM 233.33 280.00

(for use with TAB-028/2-CONC)



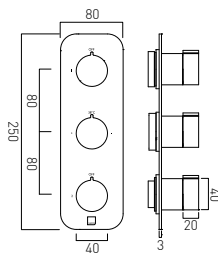
Tablet Altitude horizontal
trim kit for TAB-128/2-H-ALT-C/P comprises:
3 x handles
rectangular backplate
flow and temperature shrouds
min-max wall mount 75-100mm
optimum installation depth 87mm

chrome
TAB-128/2-H-ALT-TRIM 212.50 255.00

(for use with TAB-028/2-CONC)

Scan QR for more information on Tablet.

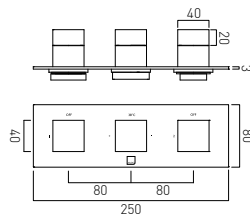
Compact in form and unique in operation, Tablet embraces the latest innovations in maximising water flow performance to ensure a fully immersive showering experience.



Tablet Altitude vertical
trim kit for TAB-128/2-ALT-C/P comprises:
3 x handles
rectangular backplate
flow and temperature shrouds
min-max wall mount 75-100mm
optimum installation depth 87mm

chrome	£ ex-vat	£ inc-vat
TAB-128/2-ALT-TRIM	212.50	255.00

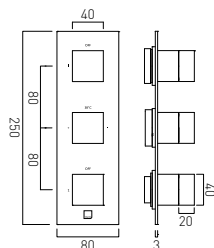
(for use with TAB-028/2-CONC)



Tablet Notion horizontal
trim kit for TAB-128/2-H-NOT-C/P comprises:
3 x handles
rectangular backplate
flow and temperature shrouds
min-max wall mount 75-100mm
optimum installation depth 87mm

chrome	£ ex-vat	£ inc-vat
TAB-128/2-H-NOT-TRIM	212.50	255.00

(for use with TAB-028/2-CONC)



Tablet Notion vertical
trim kit for TAB-128/2-NOT-C/P comprises:
3 x handles
rectangular backplate
flow and temperature shrouds
min-max wall mount 75-100mm
optimum installation depth 87mm

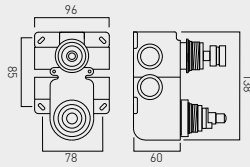

chrome	£ ex-vat	£ inc-vat
TAB-128/2-NOT-TRIM	212.50	255.00

(for use with TAB-028/2-CONC)



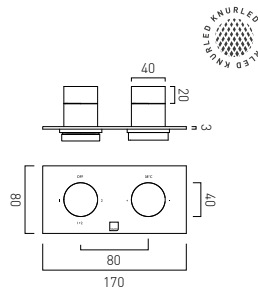
Valve Component Kits

VALVE BODY



concealed 2 outlet 2 handle
thermostatic shower valve
thermostatic cartridge V-704-34S
thermostatic temperature stop
diverter cartridge FL-802-33/2MX
2 x 3/4" female inlets, 2 x 3/4" female outlets
includes 3/4" - 1/2" adaptors
minimum operating pressure
0.2 bar LP (shower) 1.0 bar MP (bath)

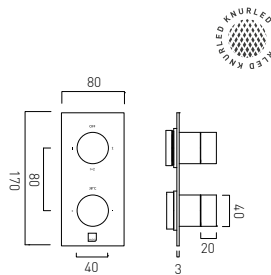
	brass	£ ex-vat	£ inc-vat
TAB-048/2-CONC		475.00	570.00



Tablet Knurled Accents horizontal
trim kit for TAB-148/2-CPK comprises:
2 x handles
rectangular backplate
flow and temperature shrouds
min-max wall mount 75-100mm
optimum installation depth 87mm

	chrome	£ ex-vat	£ inc-vat
TAB-148/2-H-T-CPK		208.33	250.00

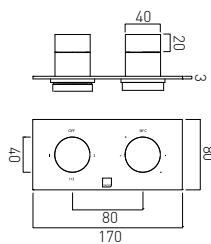
(for use with TAB-048/2-CONC)



Tablet Knurled Accents vertical
trim kit for TAB-148/2-CPK comprises:
2 x handles
rectangular backplate
flow and temperature shrouds
min-max wall mount 75-100mm
optimum installation depth 87mm

	chrome	£ ex-vat	£ inc-vat
TAB-148/2-T-CPK		204.17	245.00

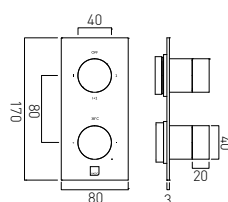
(for use with TAB-048/2-CONC)



Tablet Omika horizontal
trim kit for TAB-148/2-H-OMI-C/P comprises:
2 x handles
rectangular backplate
flow and temperature shrouds
min-max wall mount 75-100mm
optimum installation depth 87mm

	chrome	£ ex-vat	£ inc-vat
TAB-148/2-H-OMI-TRIM		204.17	245.00

(for use with TAB-048/2-CONC)



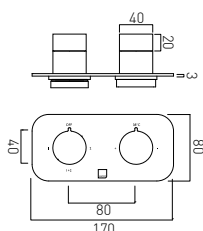
Tablet Omika vertical
trim kit for TAB-148/2-OMI-C/P comprises:
2 x handles
rectangular backplate
flow and temperature shrouds
min-max wall mount 75-100mm
optimum installation depth 87mm

	chrome	£ ex-vat	£ inc-vat
TAB-148/2-OMI-TRIM		204.17	245.00

(for use with TAB-048/2-CONC)

Scan QR for more information on Tablet.

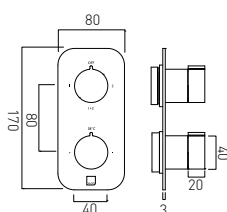
Compact in form and unique in operation, Tablet embraces the latest innovations in maximising water flow performance to ensure a fully immersive showering experience.



Tablet Altitude horizontal trim kit for TAB-148/2-H-ALT-C/P comprises:
2 x handles
rectangular backplate
flow and temperature shrouds
min-max wall mount 75-100mm
optimum installation depth 87mm

chrome	€ ex-vat	€ inc-vat
TAB-148/2-H-ALT-TRIM	187.50	225.00

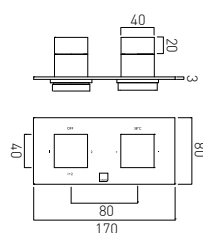
(for use with TAB-048/2-CONC)



Tablet Altitude vertical trim kit for TAB-148/2-ALT-C/P comprises:
2 x handles
rectangular backplate
flow and temperature shrouds
min-max wall mount 75-100mm
optimum installation depth 87mm

chrome	€ ex-vat	€ inc-vat
TAB-148/2-ALT-TRIM	187.50	225.00

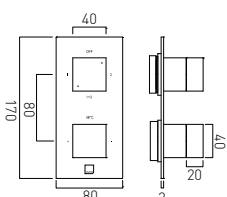
(for use with TAB-048/2-CONC)



Tablet Notion horizontal trim kit for TAB-148/2-H-NOT-C/P comprises:
2 x handles
rectangular backplate
flow and temperature shrouds
min-max wall mount 75-100mm
optimum installation depth 87mm

chrome	€ ex-vat	€ inc-vat
TAB-148/2-H-NOT-TRIM	187.50	225.00

(for use with TAB-048/2-CONC)



Tablet Notion vertical trim kit for TAB-148/2-NOT-C/P comprises:
2 x handles
rectangular backplate
flow and temperature shrouds
min-max wall mount 75-100mm
optimum installation depth 87mm

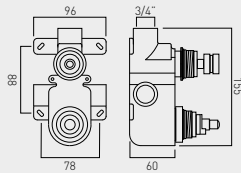

chrome	€ ex-vat	€ inc-vat
TAB-148/2-NOT-TRIM	187.50	225.00

(for use with TAB-048/2-CONC)



Valve Component Kits

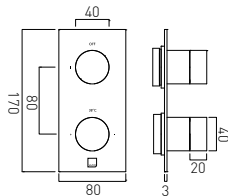
VALVE
BODY



concealed 1 outlet 2 handle
thermostatic shower valve
thermostatic cartridge V-704-34S
thermostatic temperature stop
flow cartridge FL-301-RTC
2 x 3/4" female inlets, 1 x 3/4" female outlet
includes 3/4" - 1/2" adaptors
minimum operating pressure
0.2 bar LP (shower) 1.0 bar MP (bath)

brass
TAB-048-CONC

	£ ex-vat	£ inc-vat
	375.00	450.00

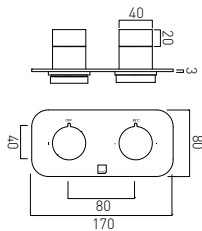


Tablet Omika vertical
trim kit for TAB-148-OMI-C/P comprises:
2 x handles
rectangular backplate
flow and temperature shrouds
min-max wall mount 75-100mm
optimum installation depth 87mm

chrome
TAB-148-OMI-TRIM

	£ ex-vat	£ inc-vat
	204.17	245.00

(for use with TAB-048-CONC)



Tablet Altitude horizontal
trim kit for TAB-148-H-ALT-C/P comprises:
2 x handles
rectangular backplate
flow and temperature shrouds
min-max wall mount 75-100mm
optimum installation depth 87mm

chrome
TAB-148-H-ALT-TRIM

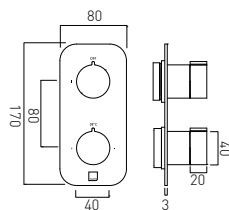
	£ ex-vat	£ inc-vat
	187.50	225.00

(for use with TAB-048-CONC)



Scan QR for more information on Tablet.

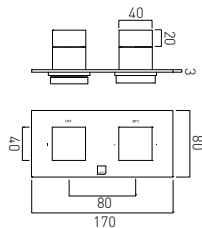
Compact in form and unique in operation, Tablet embraces the latest innovations in maximising water flow performance to ensure a fully immersive showering experience.



Tablet Altitude vertical
trim kit for TAB-148-ALT-C/P comprises:
2 x handles
rectangular backplate
flow and temperature shrouds
min-max wall mount 75-100mm
optimum installation depth 87mm

chrome	£ ex-vat	£ inc-vat
TAB-148-ALT-TRIM	187.50	225.00

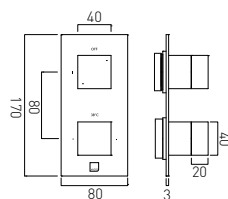
(for use with TAB-048-CONC)



Tablet Notion horizontal
trim kit for TAB-148-H-NOT-C/P comprises:
2 x handles
rectangular backplate
flow and temperature shrouds
min-max wall mount 75-100mm
optimum installation depth 87mm

chrome	£ ex-vat	£ inc-vat
TAB-148-H-NOT-TRIM	187.50	225.00

(for use with TAB-048-CONC)



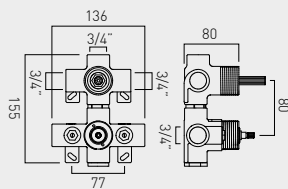
Tablet Notion vertical
trim kit for TAB-148-NOT-C/P comprises:
2 x handles
rectangular backplate
flow and temperature shrouds
min-max wall mount 75-100mm
optimum installation depth 87mm

chrome	£ ex-vat	£ inc-vat
TAB-148-NOT-TRIM	187.50	225.00

(for use with TAB-048-CONC)

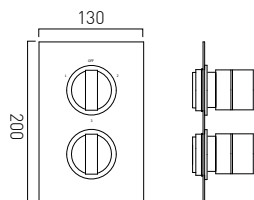


VALVE BODY



concealed 3 outlet 2 handle
thermostatic shower valve with integrated diverter
thermostatic cartridge V-704-34S
diverter cartridge FL-804-33X/3X
2 x 3/4" female inlets, 3 x 3/4" female outlets
includes 3/4" - 1/2" adaptors
supplied with mortar/tile guard
includes bleed valve for system flush
minimum operating pressure
0.2 bar LP (shower) 1.0 bar MP (bath)

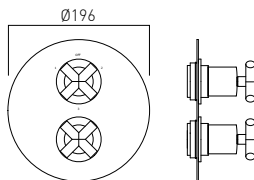
	brass	£ ex-vat	£ inc-vat
CON-BV048D/3-BR		420.83	505.00



DX Notion
trim kit for NOT-148D/3-C/P comprises:
2 x handles
rectangular backplate
flow and temperature shrouds
min-max wall mount 70-95mm
optimum installation depth 82mm

	chrome	£ ex-vat	£ inc-vat
NOT-148D/3-TRIM-C/P		183.33	220.00

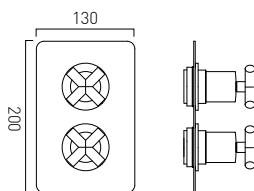
(for use with CON-BV048D/3-BR)



DX Elements
trim kit for ELE-148D/3-C/P comprises:
2 x handles
circular backplate
flow and temperature shrouds
min-max wall mount 70-95mm
optimum installation depth 82mm

	chrome	£ ex-vat	£ inc-vat
ELE-148D/3-TRIM-C/P		183.33	220.00

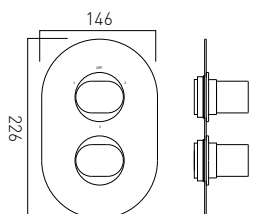
(for use with CON-BV048D/3-BR)



DX Elements
trim kit for ELE-148D/3/SQ-CP comprises:
2 x handles
rectangular backplate
flow and temperature shrouds
min-max wall mount 70-95mm
optimum installation depth 82mm

	chrome	£ ex-vat	£ inc-vat
ELE-148D/3/SQ-TRIM-CP		183.33	220.00

(for use with CON-BV048D/3-BR)

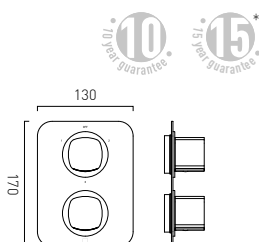


DX Life
trim kit for LIF-148D/3-C/P comprises:
2 x handles
oval backplate
flow and temperature shrouds
min-max wall mount 70-95mm
optimum installation depth 82mm

	chrome	£ ex-vat	£ inc-vat
LIF-148D/3-TRIM-C/P		183.33	220.00

(for use with CON-BV048D/3-BR)

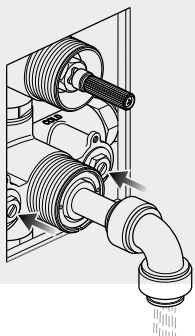
NEW



DX Cameo
trim kit for CAM-148D/3-XX comprises:
2 x handles
rectangular backplate
flow and temperature shrouds
min-max wall mount 70-95mm
optimum installation depth 82mm

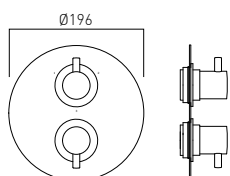
	chrome	£ ex-vat	£ inc-vat
CAM-148D/3-TRIM-CP		183.33	220.00
matt black			
CAM-148D/3-TRIM-MB		200.00	240.00
matt white			
CAM-148D/3-TRIM-MW		200.00	240.00
satin brass			
CAM-148D/3-TRIM-SBR		200.00	240.00

(for use with CON-BV048D/3-BR)



Scan QR for more information on the DX valve and bleed valve.

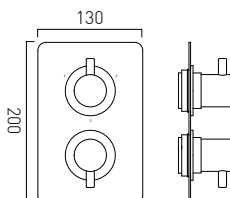
To remove unwanted residue, improve product durability and maximise product longevity, it is strongly recommended that you flush your showering system upon installation using the bleed valve supplied.



DX Celsius
trim kit for CEL-148D/3/RO-C/P comprises:
2 x handles
circular backplate
flow and temperature shrouds
min-max wall mount 70-95mm
optimum installation depth 82mm

chrome	£ ex-vat	£ inc-vat
CEL-148D/3/RO-TRIM	183.33	220.00

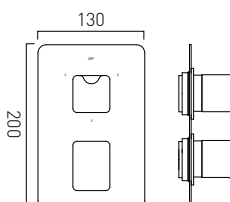
(for use with CON-BV048D/3-BR)



DX Celsius
trim kit for CEL-148D/3/SQ-C/P comprises:
2 x handles
rectangular backplate
flow and temperature shrouds
min-max wall mount 70-95mm
optimum installation depth 82mm

chrome	£ ex-vat	£ inc-vat
CEL-148D/3/SQ-TRIM	183.33	220.00

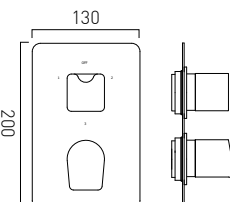
(for use with CON-BV048D/3-BR)



DX Phase
trim kit for PHA-148D/3-C/P comprises:
2 x handles
rectangular backplate
flow and temperature shrouds
min-max wall mount 70-95mm
optimum installation depth 82mm

chrome	£ ex-vat	£ inc-vat
PHA-148D/3-TRIM-C/P	183.33	220.00

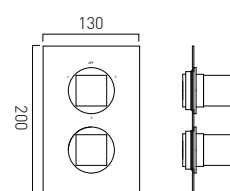
(for use with CON-BV048D/3-BR)



DX Photon
trim kit for PHO-148D/3-C/P comprises:
2 x handles
rectangular backplate
flow and temperature shrouds
min-max wall mount 70-95mm
optimum installation depth 82mm

chrome	£ ex-vat	£ inc-vat
PHO-148D/3-TRIM-C/P	183.33	220.00

(for use with CON-BV048D/3-BR)



DX Mix²
trim kit for MIX-148D/3-C/P comprises:
2 x handles
rectangular backplate
flow and temperature shrouds
min-max wall mount 70-95mm
optimum installation depth 82mm

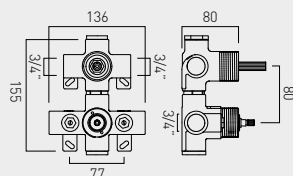
chrome	£ ex-vat	£ inc-vat
MIX-148D/3-TRIM-C/P	183.33	220.00

(for use with CON-BV048D/3-BR)



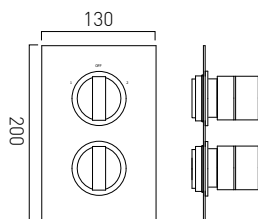
Valve Component Kits

VALVE BODY



concealed 2 outlet 2 handle
thermostatic shower valve with integrated diverter
thermostatic cartridge V-704-34S
thermostatic temperature stop
diverter cartridge C-803-33X/3X
2 x 3/4" female inlets, 2 x 3/4" female outlets
includes 3/4" - 1/2" adaptors
supplied with mortar/tile guard
includes bleed valve for system flush
minimum operating pressure
0.2 bar LP (shower) 1.0 bar MP (bath)

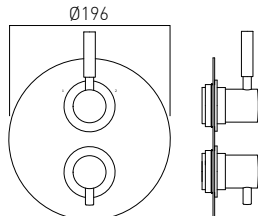
brass	£ ex-vat	£ inc-vat
CON-BV048D/2-BR	395.83	475.00



DX Notion
trim kit for NOT-148D/2-C/P comprises:
2 x handles
rectangular backplate
flow and temperature shrouds
min-max wall mount 70-95mm
optimum installation depth 82mm

chrome	£ ex-vat	£ inc-vat
NOT-148D/2-TRIM-C/P	183.33	220.00

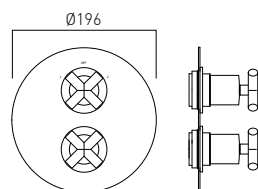
(for use with CON-BV048D/2-BR)



DX Origins
trim kit for ORI-148D/2-C/P comprises:
2 x handles
circular backplate
flow and temperature shrouds
min-max wall mount 70-95mm
optimum installation depth 82mm

chrome	£ ex-vat	£ inc-vat
ORI-148D/2-TRIM-C/P	183.33	220.00

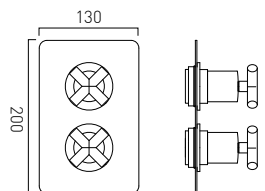
(for use with CON-BV048D/2-BR)



DX Elements
trim kit for ELE-148D/2-C/P comprises:
2 x handles
circular backplate
flow and temperature shrouds
min-max wall mount 70-95mm
optimum installation depth 82mm

chrome	£ ex-vat	£ inc-vat
ELE-148D/2-TRIM-C/P	183.33	220.00

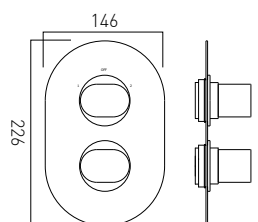
(for use with CON-BV048D/2-BR)



DX Elements
trim kit for ELE-148D/2/SQ-CP comprises:
2 x handles
rectangular backplate
flow and temperature shrouds
min-max wall mount 70-95mm
optimum installation depth 82mm

chrome	£ ex-vat	£ inc-vat
ELE-148D/2/SQ-TRIM-CP	183.33	220.00

(for use with CON-BV048D/2-BR)

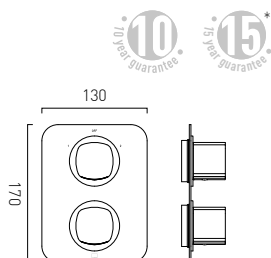


DX Life
trim kit for LIF-148D/2-C/P comprises:
2 x handles
oval backplate
securing rings
flow and temperature shrouds
min-max wall mount 70-95mm
optimum installation depth 82mm

chrome	£ ex-vat	£ inc-vat
LIF-148D/2-TRIM-C/P	183.33	220.00

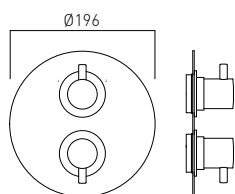
(for use with CON-BV048D/2-BR)

NEW



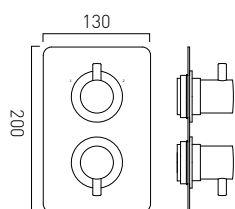
DX Cameo
trim kit for CAM-148D/2-XX comprises:
2 x handles
rectangular backplate
flow and temperature shrouds
min-max wall mount 70-95mm
optimum installation depth 82mm

chrome	£ ex-vat	£ inc-vat
CAM-148D/2-TRIM-CP	183.33	220.00
matt black		
CAM-148D/2-TRIM-MB	200.00	240.00
matt white		
CAM-148D/2-TRIM-MW	200.00	240.00
satin brass		
CAM-148D/2-TRIM-SBR	200.00	240.00
(for use with CON-BV048D/2-BR)		



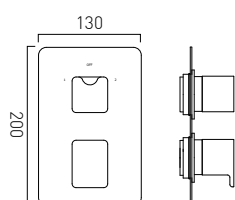
DX Celsius
trim kit for CEL-148D/2/RO-C/P comprises:
2 x handles
circular backplate
flow and temperature shrouds
min-max wall mount 70-95mm
optimum installation depth 82mm

chrome	£ ex-vat	£ inc-vat
CEL-148D/2/RO-TRIM	183.33	220.00
(for use with CON-BV048D/2-BR)		



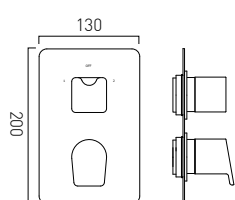
DX Celsius
trim kit for CEL-148D/2/SQ-C/P comprises:
2 x handles
rectangular backplate
flow and temperature shrouds
min-max wall mount 70-95mm
optimum installation depth 82mm

chrome	£ ex-vat	£ inc-vat
CEL-148D/2/SQ-TRIM	183.33	220.00
(for use with CON-BV048D/2-BR)		



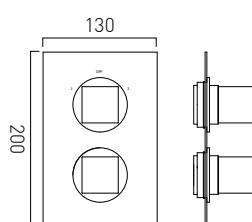
DX Phase
trim kit for PHA-148D/2-C/P comprises:
2 x handles
rectangular backplate
flow and temperature shrouds
min-max wall mount 70-95mm
optimum installation depth 82mm

chrome	£ ex-vat	£ inc-vat
PHA-148D/2-TRIM-C/P	183.33	220.00
(for use with CON-BV048D/2-BR)		



DX Photon
trim kit for PHO-148D/2-C/P comprises:
2 x handles
rectangular backplate
flow and temperature shrouds
min-max wall mount 70-95mm
optimum installation depth 82mm

chrome	£ ex-vat	£ inc-vat
PHO-148D/2-TRIM-C/P	183.33	220.00
(for use with CON-BV048D/2-BR)		



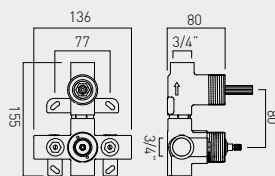
DX Mix²
trim kit for MIX-148D/2-C/P comprises:
2 x handles
rectangular backplate
flow and temperature shrouds
min-max wall mount 70-95mm
optimum installation depth 82mm

chrome	£ ex-vat	£ inc-vat
MIX-148D/2-TRIM-C/P	183.33	220.00
(for use with CON-BV048D/2-BR)		



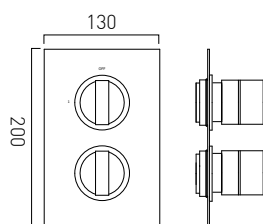
Valve Component Kits

VALVE BODY



concealed 1 outlet 2 handle
thermostatic shower valve
thermostatic cartridge V-704-34S
thermostatic temperature stop
flow cartridge C-301-RTC
2 x 3/4" female inlets, 1 x 3/4" female outlet
includes 3/4" - 1/2" adaptors
supplied with mortar/tile guard
includes bleed valve for system flush
minimum operating pressure
0.2 bar LP (shower) 1.0 bar MP (bath)

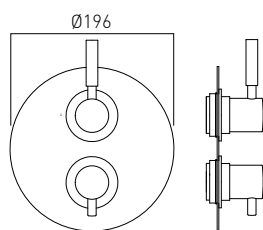
	brass	£ ex-vat	£ inc-vat
CON-BV048D-BR		295.83	355.00



DX Notion
trim kit for NOT-148D-C/P comprises:
2 x handles
rectangular backplate
flow and temperature shrouds
min-max wall mount 70-95mm
optimum installation depth 82mm

	chrome	£ ex-vat	£ inc-vat
NOT-148D-TRIM-C/P		183.33	220.00

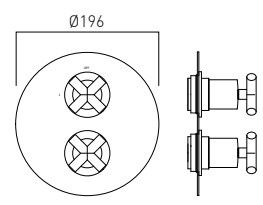
(for use with CON-BV048D-BR)



DX Origins
trim kit for ORI-148D-C/P comprises:
2 x handles
circular backplate
flow and temperature shrouds
min-max wall mount 70-95mm
optimum installation depth 82mm

	chrome	£ ex-vat	£ inc-vat
ORI-148D-TRIM-C/P		183.33	220.00

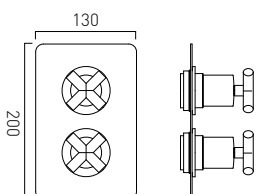
(for use with CON-BV048D-BR)



DX Elements
trim kit for ELE-148D-C/P comprises:
2 x handles
circular backplate
flow and temperature shrouds
min-max wall mount 70-95mm
optimum installation depth 82mm

	chrome	£ ex-vat	£ inc-vat
ELE-148D-TRIM-C/P		183.33	220.00

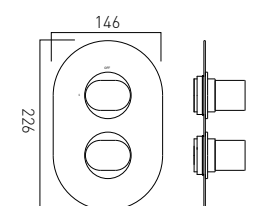
(for use with CON-BV048D-BR)



DX Elements
trim kit for ELE-148D/SQ-C/P comprises:
2 x handles
rectangular backplate
flow and temperature shrouds
min-max wall mount 70-95mm
optimum installation depth 82mm

	chrome	£ ex-vat	£ inc-vat
ELE-148D/SQ-TRIM-CP		183.33	220.00

(for use with CON-BV048D-BR)

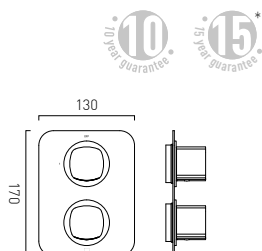


DX Life
trim kit for LIF-148D-C/P comprises:
2 x handles
oval backplate
flow and temperature shrouds
min-max wall mount 70-95mm
optimum installation depth 82mm

	chrome	£ ex-vat	£ inc-vat
LIF-148D-TRIM-C/P		183.33	220.00

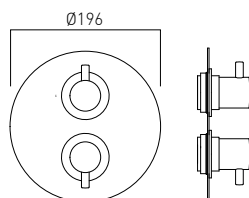
(for use with CON-BV048D-BR)

NEW



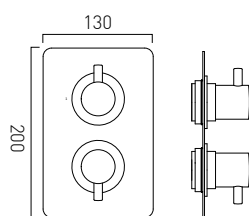
DX Cameo
trim kit for CAM-148D-XX comprises:
2 x handles
rectangular backplate
flow and temperature shrouds
min-max wall mount 70-95mm
optimum installation depth 82mm

chrome	£ ex-vat	£ inc-vat
CAM-148D-TRIM-CP	183.33	220.00
matt black		
CAM-148D-TRIM-MB	200.00	240.00
matt white		
CAM-148D-TRIM-MW	200.00	240.00
satin brass		
CAM-148D-TRIM-SBR	200.00	240.00
(for use with CON-BV048D-BR)		



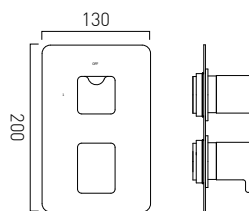
DX Celsius
trim kit for CEL-148D/RO-C/P comprises:
2 x handles
circular backplate
flow and temperature shrouds
min-max wall mount 70-95mm
optimum installation depth 82mm

chrome	£ ex-vat	£ inc-vat
CEL-148D/RO-TRIM-C/P	183.33	220.00
(for use with CON-BV048D-BR)		



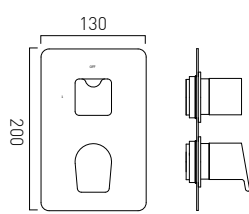
DX Celsius
trim kit for CEL-148D/SQ-C/P comprises:
2 x handles
rectangular backplate
flow and temperature shrouds
min-max wall mount 70-95mm
optimum installation depth 82mm

chrome	£ ex-vat	£ inc-vat
CEL-148D/SQ-TRIM-C/P	183.33	220.00
(for use with CON-BV048D-BR)		



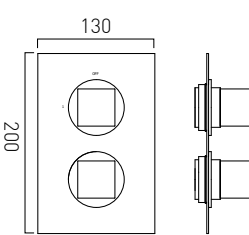
DX Phase
trim kit for PHA-148D-C/P comprises:
2 x handles
rectangular backplate
flow and temperature shrouds
min-max wall mount 70-95mm
optimum installation depth 82mm

chrome	£ ex-vat	£ inc-vat
PHA-148D-TRIM-C/P	183.33	220.00
(for use with CON-BV048D-BR)		



DX Photon
trim kit for PHO-148D-C/P comprises:
2 x handles
rectangular backplate
flow and temperature shrouds
min-max wall mount 70-95mm
optimum installation depth 82mm

chrome	£ ex-vat	£ inc-vat
PHO-148D-TRIM-C/P	183.33	220.00
(for use with CON-BV048D-BR)		



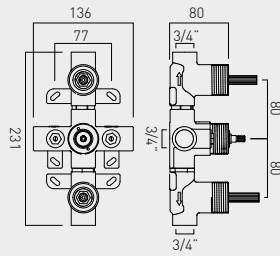

DX Mix²
trim kit for MIX-148D-C/P comprises:
2 x handles
rectangular backplate
flow and temperature shrouds
min-max wall mount 70-95mm
optimum installation depth 82mm

chrome	£ ex-vat	£ inc-vat
MIX-148D-TRIM-C/P	183.33	220.00
(for use with CON-BV048D-BR)		



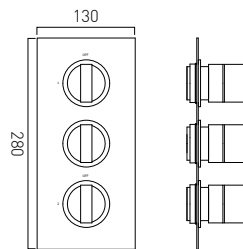
Valve Component Kits

VALVE BODY



concealed 2 outlet 3 handle
thermostatic shower valve
thermostatic cartridge V-704-34S
thermostatic temperature stop
flow cartridge C-301-RTC
2 x 3/4" female inlets, 2 x 3/4" female outlets
includes 3/4" - 1/2" adaptors
supplied with mortar/tile guard
includes bleed valve for system flush
minimum operating pressure
0.2 bar LP (shower) 1.0 bar MP (bath)

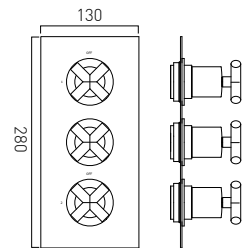
brass	£ ex-vat	£ inc-vat
CON-BV028D/2-BR	416.67	500.00



DX Notion
trim kit for NOT-128D/2-C/P comprises:
3 x handles
rectangular backplate
flow and temperature shrouds
min-max wall mount 70-95mm
optimum installation depth 82mm

chrome	£ ex-vat	£ inc-vat
NOT-128D/2-TRIM-C/P	208.33	250.00

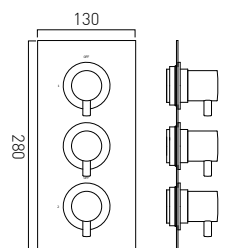
(for use with CON-BV028D/2-BR)



DX Elements
trim kit for ELE-128D/2-C/P comprises:
3 x handles
rectangular backplate
flow and temperature shrouds
min-max wall mount 70-95mm
optimum installation depth 82mm

chrome	£ ex-vat	£ inc-vat
ELE-128D/2-TRIM-C/P	208.33	250.00

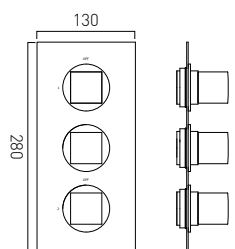
(for use with CON-BV028D/2-BR)



DX Celsius
trim kit for CEL-128D/2-C/P comprises:
3 x handles
rectangular backplate
flow and temperature shrouds
min-max wall mount 70-95mm
optimum installation depth 82mm

chrome	£ ex-vat	£ inc-vat
CEL-128D/2-TRIM-C/P	208.33	250.00

(for use with CON-BV028D/2-BR)



DX Mix²
trim kit for MIX-128D/2-C/P comprises:
3 x handles
rectangular backplate
flow and temperature shrouds
min-max wall mount 70-95mm
optimum installation depth 82mm

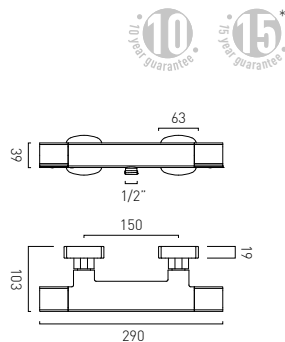

chrome	£ ex-vat	£ inc-vat
MIX-128D/2-TRIM-C/P	208.33	250.00

(for use with CON-BV028D/2-BR)



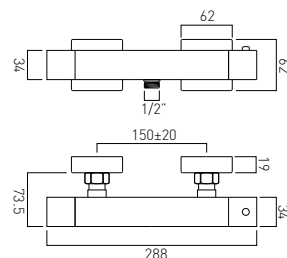

Exposed Thermo Valves

NEW



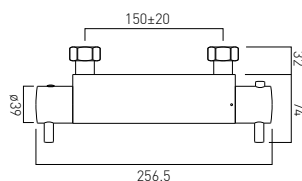
Cameo
exposed thermostatic shower valve
wall mounted
thermostatic cartridge V-704-34S
flow cartridge C-303-RTC
3/4\" easy-fit brackets included
minimum operating pressure 1.0 bar MP

chrome	£ ex-vat	£ inc-vat
CAM-149T-CP	245.83	295.00
matt black		
CAM-149T-MB	270.83	325.00
matt white		
CAM-149T-MW	270.83	325.00
satin brass		
CAM-149T-SBR	270.83	325.00



Té
exposed thermostatic shower valve 1/2\"
wall mounted
thermostatic cartridge V-703-34S
flow cartridge TE-002B-1/2
3/4\" x 1/2\" x 50mm male eccentrics
minimum operating pressure 0.2 bar LP

chrome	£ ex-vat	£ inc-vat
TE-149T-C/P	295.83	355.00
H ₂ ECO®		
FR-SHOWER/9-C/P	13.33	16.00

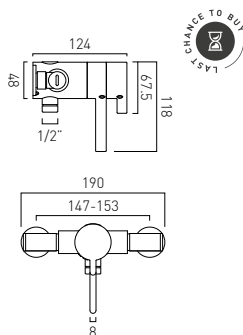


Celsius
exposed thermostatic shower valve 1/2\"
wall mounted
thermostatic cartridge V-704-34S
flow cartridge C-202-RTC
3/4\" x 1/2\" x 50mm male eccentrics
minimum operating pressure 0.2 bar LP

chrome	£ ex-vat	£ inc-vat
CEL-149-1/2-C/P	258.33	310.00
H ₂ ECO®		
FR-SHOWER/9-C/P	13.33	16.00



Compatible easy-fit brackets available to purchase separately see WG-049BRACK+SHR-C/P below.

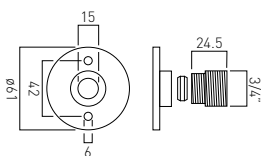


Celsius
exposed thermostatic
mini concentric shower valve 3/4\"
wall mounted
concentric cartridge FL-0701-40L
minimum operating pressure 1.0 bar MP

chrome	£ ex-vat	£ inc-vat
WG-179M-CP	266.67	320.00
H ₂ ECO®		
FR-SHOWER/9-C/P	13.33	16.00



Compatible easy-fit brackets available to purchase separately see WG-049BRACK+SHR-C/P below.



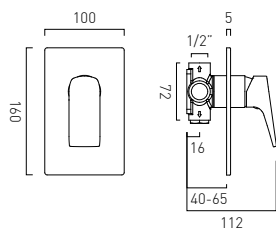
pair of easy-fix shower brackets with shrouds
wall mounted
15mm compression connection

chrome	£ ex-vat	£ inc-vat
WG-049BRACK+SHR-C/P	58.33	70.00



MANUAL VALVES

NEW

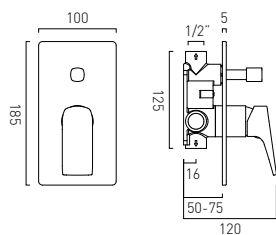


Cameo
concealed 1 outlet shower valve
single lever
wall mounted
with rectangular backplate
ceramic cartridge C-006-N35
2 x 1/2" female inlets
2 x 1/2" female outlets (one is blanked off)
supplied with mortar guard
min-max wall mount 40-65mm
minimum operating pressure
0.2 bar LP (shower) 1 bar MP (bath)

	£ ex-vat	£ inc-vat
chrome CAM-245A-CP	195.83	235.00
matt black CAM-245A-MB	204.17	245.00
matt white CAM-245A-MW	204.17	245.00
satin brass CAM-245A-SBR	204.17	245.00

1 outlet

NEW



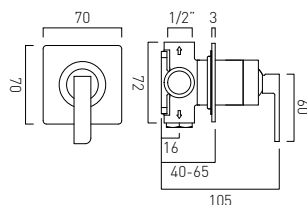
Cameo
concealed 2 outlet shower valve with diverter
single lever
wall mounted
with rectangular backplate
ceramic cartridge C-006-N35
2 x 1/2" female inlets
2 x 1/2" female outlets
supplied with mortar guard
min-max wall mount 50-75mm
minimum operating pressure
0.2 bar LP (shower) 1 bar MP (bath)

	£ ex-vat	£ inc-vat
chrome CAM-247A-CP	241.67	290.00
matt black CAM-247A-MB	250.00	300.00
matt white CAM-247A-MW	250.00	300.00
satin brass CAM-247A-SBR	250.00	300.00

2 outlet



Manual Valves

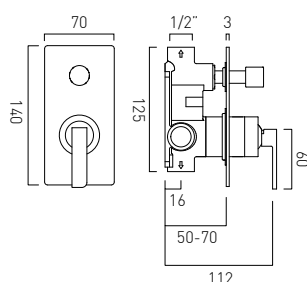


Omika
concealed 1 outlet shower valve
single lever
wall mounted
with rectangular backplate
ceramic cartridge CAR-K35A
2 x 1/2" female inlets
2 x 1/2" female outlets (one is blanked off)
supplied with mortar/tile guard
min-max wall mount 40-65mm
minimum operating pressure
0.2 bar LP (shower) 1.5 bar MP (bath)

chrome
OMI-145A-C/P

£ ex-vat £ inc-vat
204.17 245.00

1
outlet

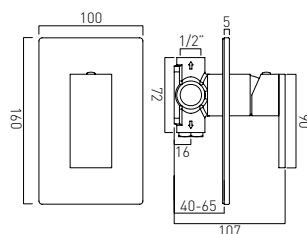


Omika
concealed 2 outlet shower valve with diverter
single lever
wall mounted
with rectangular backplate
ceramic cartridge CAR-K35A
2 x 1/2" female inlets
2 x 1/2" female outlets
supplied with mortar/tile guard
min-max wall mount 50-70mm
minimum operating pressure
0.2 bar LP (shower) 1.5 bar MP (bath)

chrome
OMI-147A-C/P

£ ex-vat £ inc-vat
250.00 300.00

2
outlet



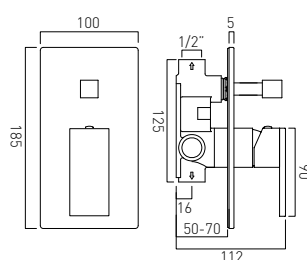
Notion
concealed 1 outlet shower valve
single lever
wall mounted
with rectangular backplate
ceramic cartridge CAR-K35A
2 x 1/2" female inlets
2 x 1/2" female outlets (one is blanked off)
supplied with mortar/tile guard
min-max wall mount 40-65mm
minimum operating pressure
0.2 bar LP (shower) 1.5 bar MP (bath)

chrome
NOT-145A-C/P

£ ex-vat £ inc-vat
195.83 235.00

1
outlet

INDIVIDUAL
by VADO



Notion
concealed 2 outlet shower valve with diverter
single lever
wall mounted
with rectangular backplate
ceramic cartridge CAR-K35A
2 x 1/2" female inlets
2 x 1/2" female outlets
supplied with mortar/tile guard
min-max wall mount 50-70mm
minimum operating pressure
0.2 bar LP (shower) 1.5 bar MP (bath)

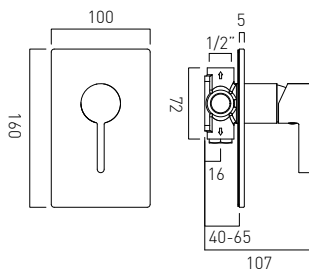
chrome
NOT-147A-C/P

£ ex-vat £ inc-vat
241.67 290.00

2
outlet

INDIVIDUAL
by VADO

INDIVIDUAL
by VADO

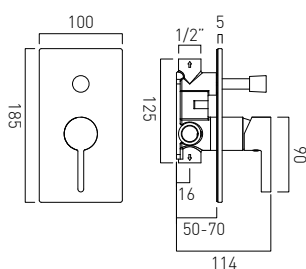



Edit
concealed 1 outlet shower valve
single lever
wall mounted
with rectangular backplate
ceramic cartridge CAR-K35A
2 x 1/2" female inlets
2 x 1/2" female outlets (one is blanked off)
supplied with mortar/tile guard
min-max wall mount 40-65mm
minimum operating pressure
0.2 bar LP (shower) 1.5 bar MP (bath)

chrome
EDI-145A-C/P
£ ex-vat 195.83 £ inc-vat 235.00



INDIVIDUAL
by VADO

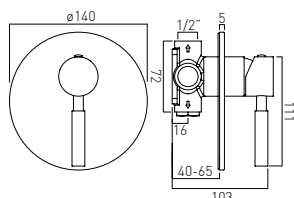


Edit
concealed 2 outlet shower valve with diverter
single lever
wall mounted
with rectangular backplate
ceramic cartridge CAR-K35A
2 x 1/2" female inlets
2 x 1/2" female outlets
supplied with mortar/tile guard
min-max wall mount 50-70mm
minimum operating pressure
0.2 bar LP (shower) 1.5 bar MP (bath)

chrome
EDI-147A-C/P
£ ex-vat 241.67 £ inc-vat 290.00



INDIVIDUAL
by VADO

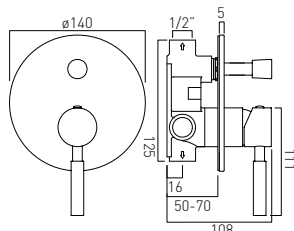


Origins
concealed 1 outlet shower valve
single lever
wall mounted
with circular backplate
ceramic cartridge CAR-K35A
2 x 1/2" female inlets
2 x 1/2" female outlets (one is blanked off)
supplied with mortar/tile guard
min-max wall mount 40-65mm
minimum operating pressure
0.2 bar LP (shower) 1.5 bar MP (bath)

chrome
ORI-145A-C/P
£ ex-vat 195.83 £ inc-vat 235.00



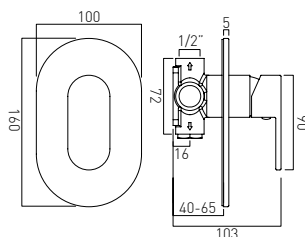
INDIVIDUAL
by VADO



Origins
concealed 2 outlet shower valve with diverter
single lever
wall mounted
with circular backplate
ceramic cartridge CAR-K35A
2 x 1/2" female inlets
2 x 1/2" female outlets
supplied with mortar/tile guard
min-max wall mount 50-70mm
minimum operating pressure
0.2 bar LP (shower) 1.5 bar MP (bath)

chrome
ORI-147A-C/P
£ ex-vat 241.67 £ inc-vat 290.00



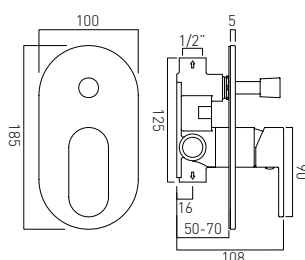


Life
concealed 1 outlet shower valve
single lever
wall mounted
with oval backplate
ceramic cartridge CAR-K35A
2 x 1/2" female inlets
2 x 1/2" female outlets (one is blanked off)
supplied with mortar/tile guard
min-max wall mount 40-65mm
minimum operating pressure
0.2 bar LP (shower) 1.5 bar MP (bath)

chrome
LIF-145A-C/P

£ ex-vat £ inc-vat
195.83 235.00

1
outlet

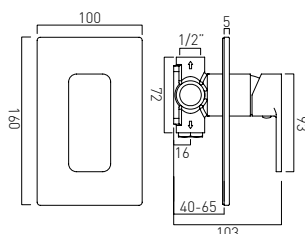


Life
concealed 2 outlet shower valve with diverter
single lever
wall mounted
with oval backplate
ceramic cartridge CAR-K35A
2 x 1/2" female inlets
2 x 1/2" female outlets
supplied with mortar/tile guard
min-max wall mount 50-70mm
minimum operating pressure
0.2 bar LP (shower) 1.5 bar MP (bath)

chrome
LIF-147A-C/P

£ ex-vat £ inc-vat
241.67 290.00

2
outlet

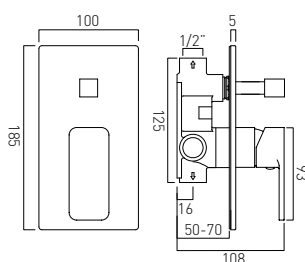


Phase
concealed 1 outlet shower valve
single lever
wall mounted
with rectangular backplate
ceramic cartridge CAR-K35A
2 x 1/2" female inlets
2 x 1/2" female outlets (one is blanked off)
supplied with mortar/tile guard
min-max wall mount 40-65mm
minimum operating pressure
0.2 bar LP (shower) 1.5 bar MP (bath)

chrome
PHA-145A-C/P

£ ex-vat £ inc-vat
195.83 235.00

1
outlet

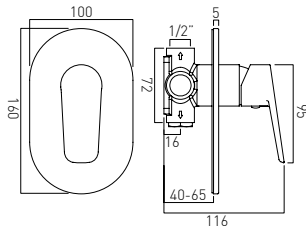


Phase
concealed 2 outlet shower valve with diverter
single lever
wall mounted
with rectangular backplate
ceramic cartridge CAR-K35A
2 x 1/2" female inlets
2 x 1/2" female outlets
supplied with mortar guard
min-max wall mount 50-70mm
minimum operating pressure
0.2 bar LP (shower) 1.5 bar MP (bath)

chrome
PHA-147A-C/P

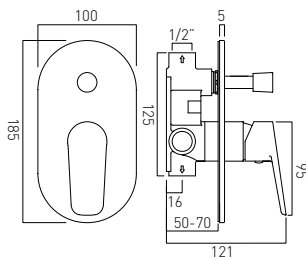
£ ex-vat £ inc-vat
241.67 290.00

2
outlet



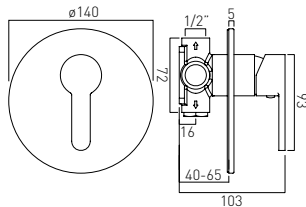
Photon
concealed 1 outlet shower valve
single lever
wall mounted
with oval backplate
ceramic cartridge CAR-K35A
2 x 1/2" female inlets
2 x 1/2" female outlets (one is blanked off)
supplied with mortar/tile guard
min-max wall mount 40-65mm
minimum operating pressure
0.2 bar LP (shower) 1.5 bar MP (bath)

chrome
PHO-145A-C/P
£ ex-vat 195.83 £ inc-vat 235.00



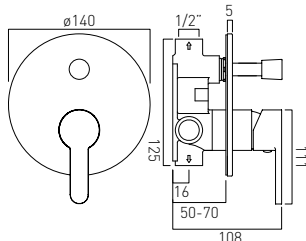
Photon
concealed 2 outlet shower valve with diverter
single lever
wall mounted
with oval backplate
ceramic cartridge CAR-K35A
2 x 1/2" female inlets
2 x 1/2" female outlets
supplied with mortar/tile guard
min-max wall mount 50-70mm
minimum operating pressure
0.2 bar LP (shower) 1.5 bar MP (bath)

chrome
PHO-147A-C/P
£ ex-vat 241.67 £ inc-vat 290.00



Sense
concealed 1 outlet shower valve
single lever
wall mounted
with circular backplate
ceramic cartridge CAR-K35A
2 x 1/2" female inlets
2 x 1/2" female outlets (one is blanked off)
supplied with mortar/tile guard
min-max wall mount 40-65mm
minimum operating pressure
0.2 bar LP (shower) 1.5 bar MP (bath)

chrome
SEN-145A-C/P
£ ex-vat 195.83 £ inc-vat 235.00

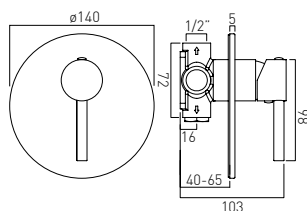


Sense
concealed 2 outlet shower valve with diverter
single lever
wall mounted
with circular backplate
ceramic cartridge CAR-K35A
2 x 1/2" female inlets
2 x 1/2" female outlets
supplied with mortar/tile guard
min-max wall mount 50-70mm
minimum operating pressure
0.2 bar LP (shower) 1.5 bar MP (bath)

chrome
SEN-147A-C/P
£ ex-vat 241.67 £ inc-vat 290.00



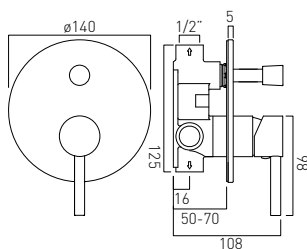
Manual Valves



Zoo
concealed 1 outlet shower valve
single lever
wall mounted
with circular backplate
ceramic cartridge CAR-K35A
2 x 1/2" female inlets
2 x 1/2" female outlets (one is blanked off)
supplied with mortar/tile guard
min-max wall mount 40-65mm
minimum operating pressure
0.2 bar LP (shower) 1.5 bar MP (bath)

chrome	£ ex-vat	£ inc-vat
Z00-145A/RO-C/P	195.83	235.00

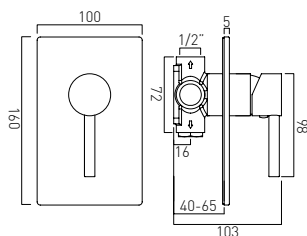
1
outlet



Zoo
concealed 2 outlet shower valve with diverter
single lever
wall mounted
with circular backplate
ceramic cartridge CAR-K35A
2 x 1/2" female inlets
2 x 1/2" female outlets
supplied with mortar/tile guard
min-max wall mount 50-70mm
minimum operating pressure
0.2 bar LP (shower) 1.5 bar MP (bath)

chrome	£ ex-vat	£ inc-vat
Z00-147A/RO-C/P	241.67	290.00

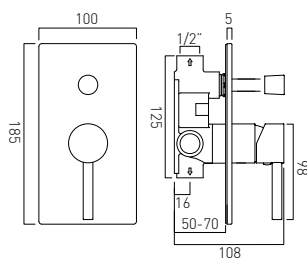
2
outlet



Zoo
concealed 1 outlet shower valve
single lever
wall mounted
with rectangular backplate
ceramic cartridge CAR-K35A
2 x 1/2" female inlets
2 x 1/2" female outlets (one is blanked off)
supplied with mortar/tile guard
min-max wall mount 40-65mm
minimum operating pressure
0.2 bar LP (shower) 1.5 bar MP (bath)

chrome	£ ex-vat	£ inc-vat
Z00-145A/SQ-C/P	195.83	235.00

1
outlet

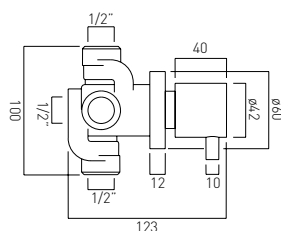


Zoo
concealed 2 outlet shower valve with diverter
single lever
wall mounted
with rectangular backplate
ceramic cartridge CAR-K35A
2 x 1/2" female inlets
2 x 1/2" female outlets
supplied with mortar/tile guard
min-max wall mount 50-70mm
minimum operating pressure
0.2 bar LP (shower) 1.5 bar MP (bath)

chrome	£ ex-vat	£ inc-vat
Z00-147A/SQ-C/P	241.67	290.00

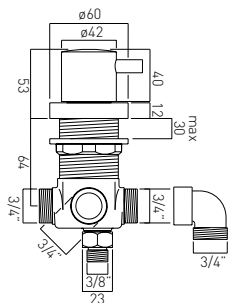
2
outlet

DIVERTERS & STOP VALVES



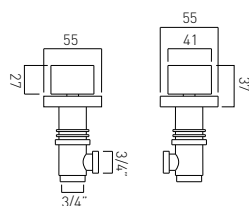

Zoo
concealed 2 outlet diverter valve
wall mounted
ceramic cartridge ZOO-144/2-CARTRIDGE
2 x 1/2" inlets
2 x 1/2" outlets
min-max wall mount 75-85mm
minimum operating pressure 0.2 bar LP

chrome	£ ex-vat	£ inc-vat
ZOO-144/2-C/P	137.50	165.00



Elements
concealed 2 outlet diverter valve
deck mounted
ceramic cartridge ELE-DIVERTER/D-CART
2 x 3/4" male inlets
1 x 3/4" male outlet
1 x 3/8" male outlet
1 x 3/4" female to 3/4" male 90° elbow
deck mount drill hole diameter 46mm
minimum operating pressure 1.0 bar MP

chrome	£ ex-vat	£ inc-vat
ELE-DIVERTER/D-C/P	137.50	165.00

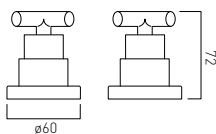


Geo
pair of valves 3/4"
deck mounted
cold ceramic cartridge C-302-RTC
hot ceramic cartridge C-302-LTC
3/4" x 10mm thread length male inlet
3/4" x 10mm thread length male outlet
min-max wall mount 25mm
deck mount drill hole diameter 33mm
min-max bath thickness 6-25mm
minimum operating pressure 0.2 bar LP

chrome	£ ex-vat	£ inc-vat
GEO-142/PR-3/4-C/P	225.00	270.00

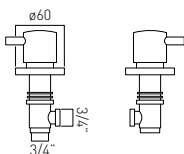


Diverter & Stop Valves



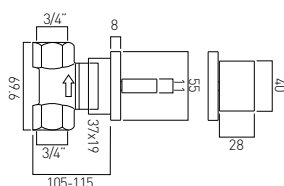
Elements
pair of valves 3/4"
deck mounted
cold ceramic cartridge C-303-RTC
hot ceramic cartridge C-303-LTC
3/4" x 10mm thread length male inlet
3/4" x 10mm thread length male outlet
10mm thread length
deck mount drill hole diameter 33mm
minimum operating pressure 0.2 bar LP

chrome	£ ex-vat	£ inc-vat
ELW-142/PR-3/4-C/P	225.00	270.00



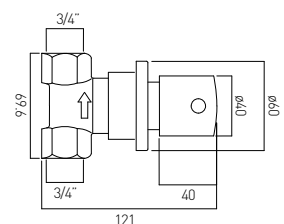
Zoo
pair of valves 3/4"
deck mounted
cold ceramic cartridge C-302-RTC
hot ceramic cartridge C-302-LTC
3/4" x 10mm thread length male inlet
3/4" x 10mm thread length male outlet
10mm thread length
deck mount drill hole diameter 33mm
max bath thickness 25mm
minimum operating pressure 0.2 bar LP

chrome	£ ex-vat	£ inc-vat
ZOO-142/PR-3/4-C/P	270.83	325.00



Geo
concealed stop valve 3/4"
wall mounted
ceramic cartridge GEO-143-VALVE/CD-3/4
1 x 3/4" female inlet
1 x 3/4" female outlet
min-max wall mount 105-115mm
minimum operating pressure 0.2 bar LP

chrome	£ ex-vat	£ inc-vat
GEO-143-3/4-C/P	120.83	145.00



Zoo
concealed stop valve 3/4"
wall mounted
ceramic cartridge ELE-VALVE/CD-3/4
1 x 3/4" female inlet
1 x 3/4" female outlet
minimum operating pressure 0.2 bar LP

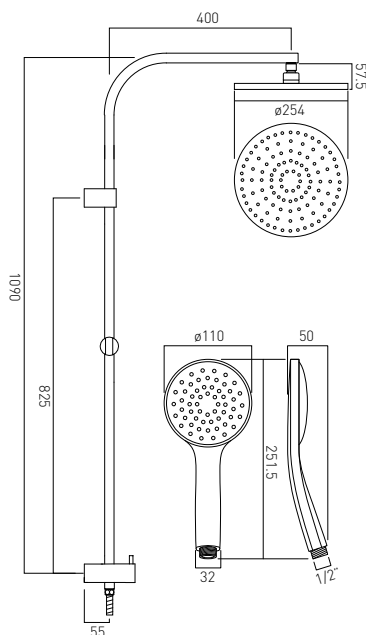
chrome	£ ex-vat	£ inc-vat
ZOO-143-3/4-C/P	120.83	145.00







Rigid Risers



rigid riser kit
with integrated diverter
with integral outlet
for use with concealed valves
1/2" threaded inlet
254mm round shower head
Atmosphere single function shower handset
minimum operating pressure 1.0 bar MP

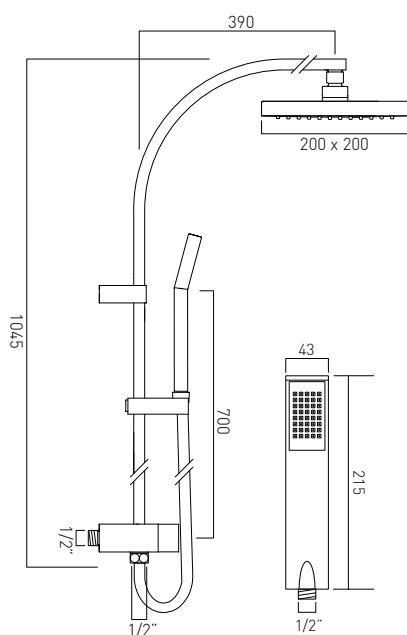
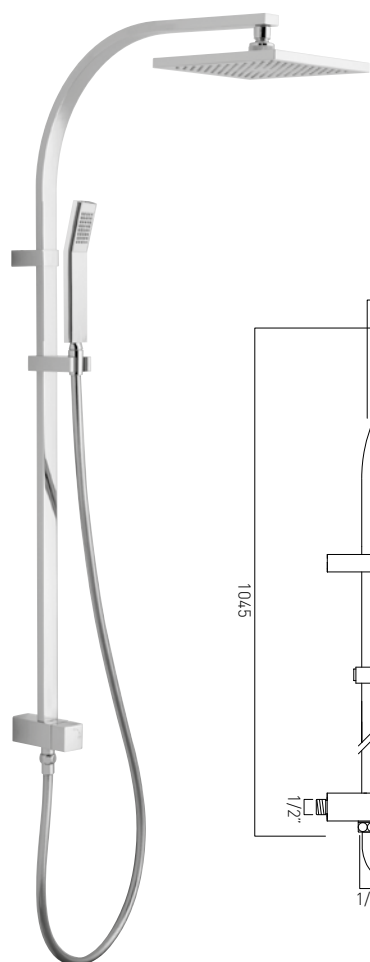
chrome	£ ex-vat	£ inc-vat
WG-RRK/DIV-148-C/P	420.83	505.00

H2ECO®	£ ex-vat	£ inc-vat
FR-SHOWER/9-C/P (handset)	13.33	16.00

H2ECO®	£ ex-vat	£ inc-vat
FR-SHOWER/9-C/P (head)	13.33	16.00



air injection
technology



rigid riser kit
with integrated diverter
with integral outlet
for use with concealed valves
1/2" threaded inlet
200mm square shower head
single function shower handset
minimum operating pressure 1.0 bar MP

chrome	£ ex-vat	£ inc-vat
WG-RRK/DIV/SQ-148-CP	420.83	505.00

H2ECO®	£ ex-vat	£ inc-vat
FR-SHOWER/9-C/P (handset)	13.33	16.00

H2ECO®	£ ex-vat	£ inc-vat
FR-SHOWER/9-C/P (head)	13.33	16.00



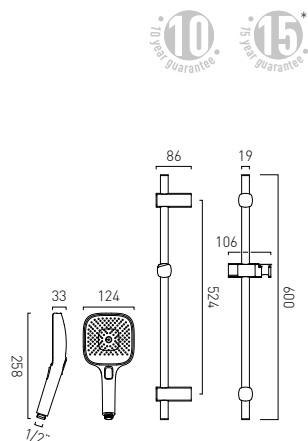
Rigid Risers





Cameo® Showers

NEW

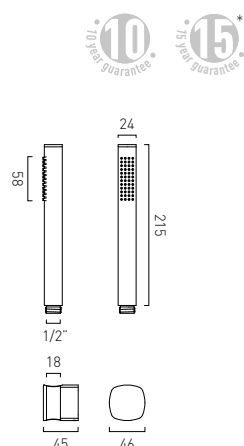


slide rail shower kit
with soft square 4 function push-button control handset, 150cm shower hose
rub-clean nozzles
490mm adjustable slider with twist control
600mm overall rail length
with 150cm hose and hose retainer
minimum operating pressure 1.0 bar MP

chrome	£ ex-vat	£ inc-vat
CAM-MFSRK-CP	145.83	175.00
matt black		
CAM-MFSRK-MB	162.50	195.00
matt white		
CAM-MFSRK-MW	162.50	195.00
satin brass		
CAM-MFSRK-SBR	162.50	195.00
H2ECO®		
FR-FLEXI/9-PLA	8.33	10.00



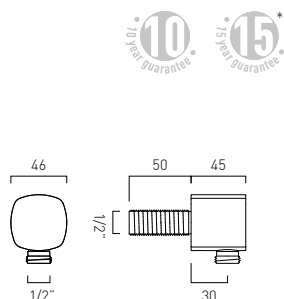
NEW



single function shower handset
150cm shower hose
rub-clean nozzles
minimum operating pressure 0.2 bar LP

chrome	£ ex-vat	£ inc-vat
CAM-SFMK-CP	83.33	100.00
matt black		
CAM-SFMK-MB	91.67	110.00
matt white		
CAM-SFMK-MW	91.67	110.00
satin brass		
CAM-SFMK-SBR	91.67	110.00
H2ECO®		
FR-FLEXI/9-PLA	8.33	10.00

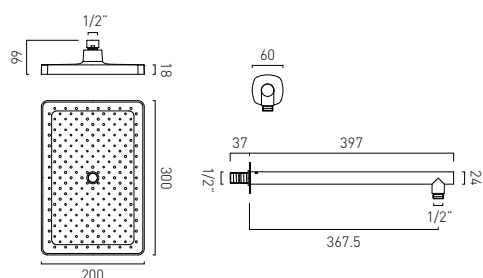
NEW



wall outlet
1/2" threaded inlet
1/2" threaded outlet

chrome	£ ex-vat	£ inc-vat
CAM-OUTLET-CP	50.00	60.00
matt black		
CAM-OUTLET-MB	54.17	65.00
matt white		
CAM-OUTLET-MW	54.17	65.00
satin brass		
CAM-OUTLET-SBR	54.17	65.00

NEW




rectangular single function shower head
rub-clean nozzles
with shower arm
wall mounted
200mm x 300mm (8" x 12")
minimum operating pressure 0.2 bar LP

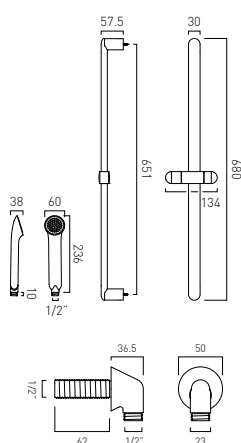
chrome	£ ex-vat	£ inc-vat
CAM-HEAD/SA-CP	145.83	175.00
matt black		
CAM-HEAD/SA-MB	162.50	195.00
matt white		
CAM-HEAD/SA-MW	162.50	195.00
satin brass		
CAM-HEAD/SA-SBR	162.50	195.00
H2ECO®		
FR-FLEXI/9-PLA	8.33	10.00



Cameo® Showers



ARRONDI SHOWERS

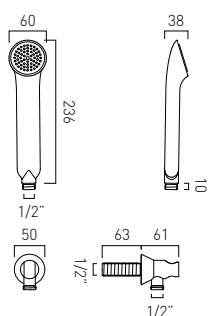


slide rail shower kit
with single function shower handset
rub-clean nozzles
622mm slider adjustment with twist control
680mm overall rail length
with 150cm smooth hose
minimum operating pressure 0.2 bar LP

also includes:
wall outlet
1/2" threaded inlet

chrome	£ ex-vat	£ inc-vat
ARR-SFSRK+0-CP	329.17	395.00

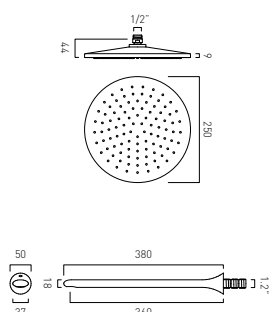
H₂ECO®	£ ex-vat	£ inc-vat
FR-FLEXI/9-PLA	8.33	10.00



single function mini shower kit
rub-clean nozzles
wall mounted
with 150cm hose
and bracket with integrated outlet
1/2" inlet
minimum operating pressure 0.2 bar LP

chrome	£ ex-vat	£ inc-vat
ARR-SFMKW0-CP	216.67	260.00

H₂ECO®	£ ex-vat	£ inc-vat
FR-FLEXI/9-PLA	8.33	10.00



round single function shower head
rub-clean nozzles
with shower arm
wall mounted
250mm (10") diameter
minimum operating pressure 1.0 bar MP

chrome	£ ex-vat	£ inc-vat
ARR-HEAD/SA-CP	329.17	395.00

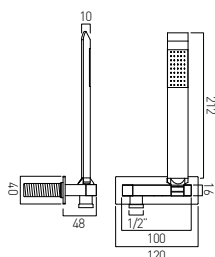
H₂ECO®	£ ex-vat	£ inc-vat
FR-SHOWER/9-PLA	8.33	10.00



Arrondi Showers



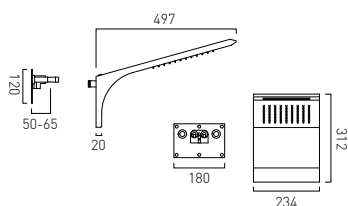
INDIVIDUAL
by VADO



single function mini shower kit
wall mounted
with 150cm shower hose
and bracket with integrated outlet
1/2" inlet
min-max wall mount 0-11mm
minimum operating pressure 1.0 bar MP

chrome	€ ex-vat	€ inc-vat
OMI-SFMKW0/A-CP	216.67	260.00

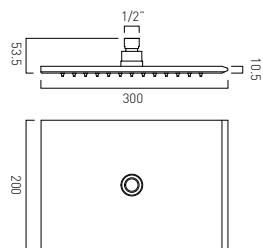
H ₂ ECO®	€ ex-vat	€ inc-vat
FR-FLEXI/8-PLA	8.33	10.00



shower head
wall mounted
2 functions: rain and water blade
min-max wall mount 50-65mm
optimum installation depth 57mm
minimum operating pressure 1.0 bar MP

chrome	€ ex-vat	€ inc-vat
OMI-WMHEAD-C/P	1,229.17	1,475.00

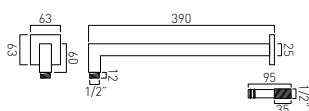

H ₂ ECO®	€ ex-vat	€ inc-vat
FR-106/9-PLA (2 are required)	8.33	10.00



rectangular shower head
single function
easy clean
200 x 300mm (8" x 12")
minimum operating pressure 1.0 bar MP

chrome	€ ex-vat	€ inc-vat
OMI-HEAD-C/P	329.17	395.00

H ₂ ECO®	€ ex-vat	€ inc-vat
FR-SHOWER/9-PLA	8.33	10.00



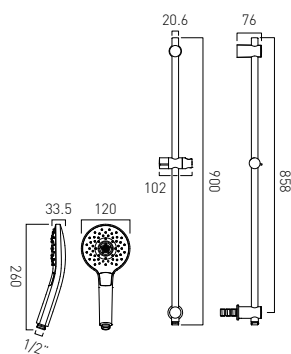
Mix²
easy fit shower arm
wall mounted

chrome	€ ex-vat	€ inc-vat
WG-EFSA/SQ-C/P	100.00	120.00

INDIVIDUAL
by VADO



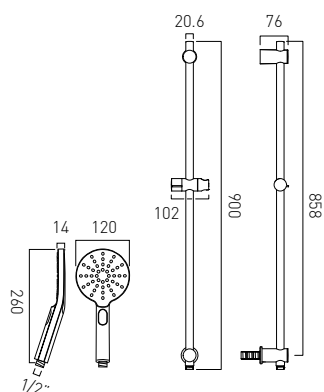
Omika Showers



Ora
slide rail shower kit
with round 3 function push-button control handset
rub-clean nozzles
900mm slide rail with integrated outlet
with 150cm hose and hose retainer
minimum operating pressure 1.0 bar MP

chrome	£ ex-vat	£ inc-vat
ORA-MFSRKWO-RO-CP	212.50	255.00

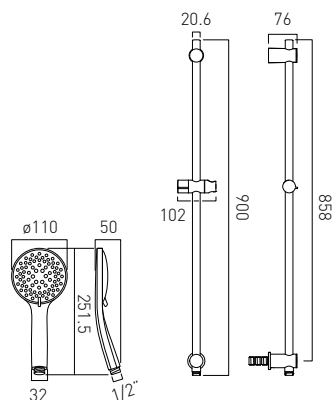
H ₂ ECO®	£ ex-vat	£ inc-vat
FR-SHOWER/9-C/P	13.33	16.00



Nebula
slide rail shower kit
with round 3 function push-button control handset
rub-clean nozzles
900mm slide rail with integrated outlet
with 150cm hose and hose retainer
minimum operating pressure 1.0 bar MP

chrome	£ ex-vat	£ inc-vat
NEB-MFSRKWO-RO-CP	229.17	275.00

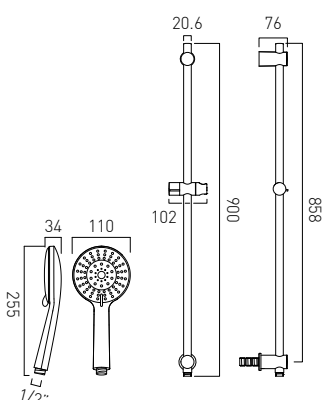
H ₂ ECO®	£ ex-vat	£ inc-vat
FR-SHOWER/9-C/P	13.33	16.00



Atmosphere
slide rail shower kit
with 5 function air-injection handset
rub-clean nozzles
900mm slide rail with integrated outlet
with 150cm hose and hose retainer
minimum operating pressure 1.0 bar MP

chrome	£ ex-vat	£ inc-vat
ATM-MFSRKWO-CP	245.83	295.00

H ₂ ECO®	£ ex-vat	£ inc-vat
FR-SHOWER/9-C/P	13.33	16.00

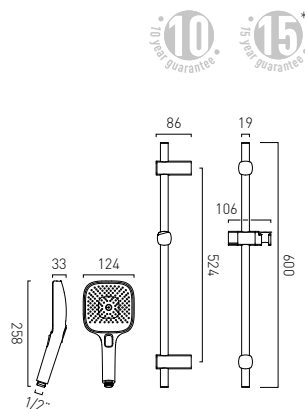


Evolve
slide rail shower kit
with 5 function handset
rub-clean nozzles
900mm slide rail with integrated outlet
with 150cm hose and hose retainer
minimum operating pressure 1.0 bar MP

chrome	£ ex-vat	£ inc-vat
EVO-MFSRKWO-CP	212.50	255.00

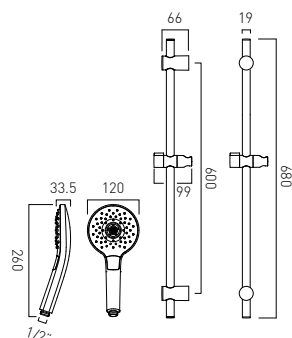
H ₂ ECO®	£ ex-vat	£ inc-vat
FR-SHOWER/9-C/P	13.33	16.00

NEW



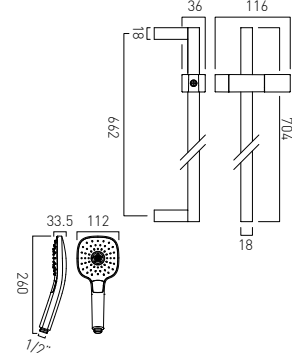
Cameo
slide rail shower kit
with soft square 4 function push-button control
handset, 150cm shower hose
rub-clean nozzles
490mm adjustable slider with twist control
600mm overall rail length
with 150cm hose and hose retainer
minimum operating pressure 1.0 bar MP

chrome	£ ex-vat	£ inc-vat
CAM-MFSRK-CP	145.83	175.00
matt black		
CAM-MFSRK-MB	162.50	195.00
matt white		
CAM-MFSRK-MW	162.50	195.00
satin brass		
CAM-MFSRK-SBR	162.50	195.00
H2ECO®		
FR-FLEXI/9-PLA	8.33	10.00



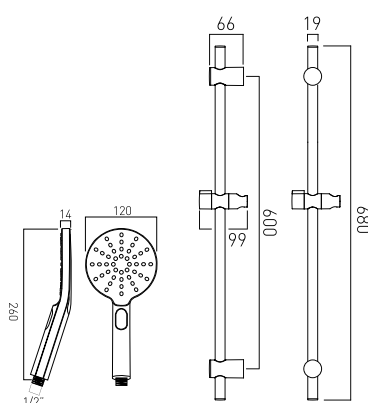
Ora
slide rail shower kit
with round 3 function push-button control handset
rub-clean nozzles
546mm adjustable slider with twist control
680mm overall rail length
with 150cm hose and hose retainer
minimum operating pressure 1.0 bar MP

chrome	£ ex-vat	£ inc-vat
ORA-MFSRK/RO-CP	170.83	205.00
H2ECO®		
FR-SHOWER/9-C/P	13.33	16.00



Ora
slide rail shower kit
with square 3 function push-button control handset
rub-clean nozzles
644mm adjustable slider with twist control
704mm overall rail length
with 150cm hose
minimum operating pressure 1.0 bar MP

chrome	£ ex-vat	£ inc-vat
ORA-MFSRK/SQ-CP	170.83	205.00
H2ECO®		
FR-SHOWER/9-C/P	13.33	16.00



Nebula
slide rail shower kit
with round 3 function push-button control handset
rub-clean nozzles
546mm adjustable slider with twist control
680mm overall rail length
with 150cm hose and hose retainer
minimum operating pressure 1.0 bar MP

chrome	£ ex-vat	£ inc-vat
NEB-MFSRK/RO-DB-C/P	208.33	250.00
H2ECO®		
FR-SHOWER/9-C/P	13.33	16.00



Multi Function Rails



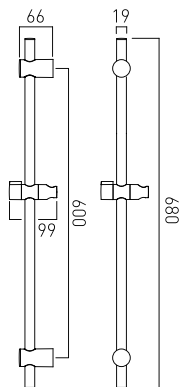
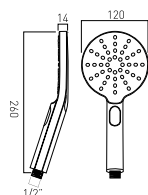
air injection technology scan QR to discover more



10 year guarantee on finishes



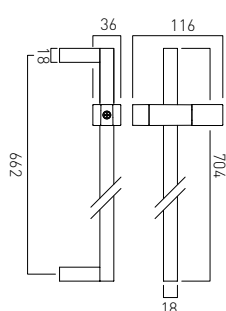
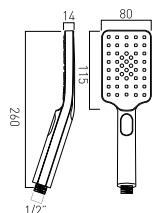
15 year guarantee on chrome



Nebula
slide rail shower kit
with round 3 function push-button control handset
rub-clean nozzles
546mm adjustable slider with twist control
680mm overall rail length
with 150cm smooth hose
minimum operating pressure 1.0 bar MP

chrome	£ ex-vat	£ inc-vat
NEB-MFSRK/RO/B-DB-CP	208.33	250.00

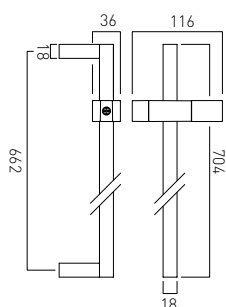
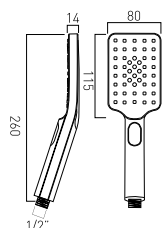
H ₂ ECO®	£ ex-vat	£ inc-vat
FR-SHOWER/9-C/P	13.33	16.00



Nebula
slide rail shower kit
with square 3 function push-button control handset
rub-clean nozzles
644mm adjustable slider with twist control
704mm overall rail length
with 150cm hose
minimum operating pressure 1.0 bar MP

chrome	£ ex-vat	£ inc-vat
NEB-MFSRK/SQ/B-DB-CP	208.33	250.00

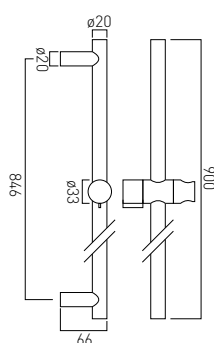
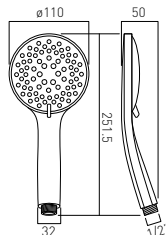
H ₂ ECO®	£ ex-vat	£ inc-vat
FR-SHOWER/9-C/P	13.33	16.00



Nebula square
slide rail shower kit
with square 3 function push-button control handset
rub-clean nozzles
644mm adjustable slider with twist control
704mm overall rail length
with 150cm smooth hose
minimum operating pressure 1.0 bar MP

chrome	£ ex-vat	£ inc-vat
NEB-MFSRK/SQ/B-DB-CP	208.33	250.00

H ₂ ECO®	£ ex-vat	£ inc-vat
FR-SHOWER/9-C/P	13.33	16.00

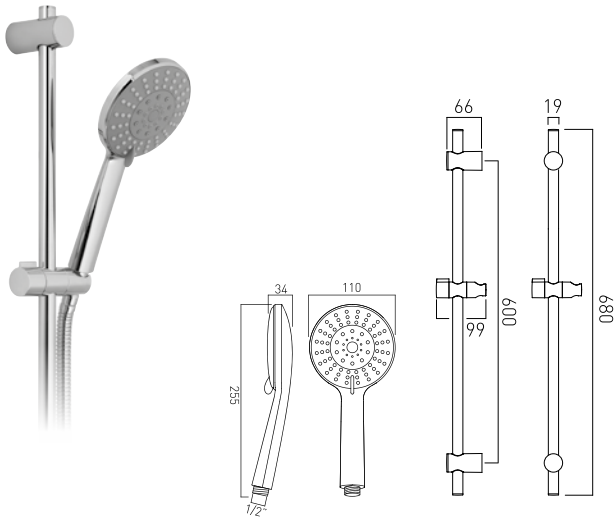


Atmosphere
slide rail shower kit
with 5 function air-injection handset
rub-clean nozzles
805mm adjustable slider with twist control
900mm overall rail length
with 150cm smooth hose
minimum operating pressure 1.0 bar MP

chrome	£ ex-vat	£ inc-vat
ATM-MFSRK-C/P	229.17	275.00

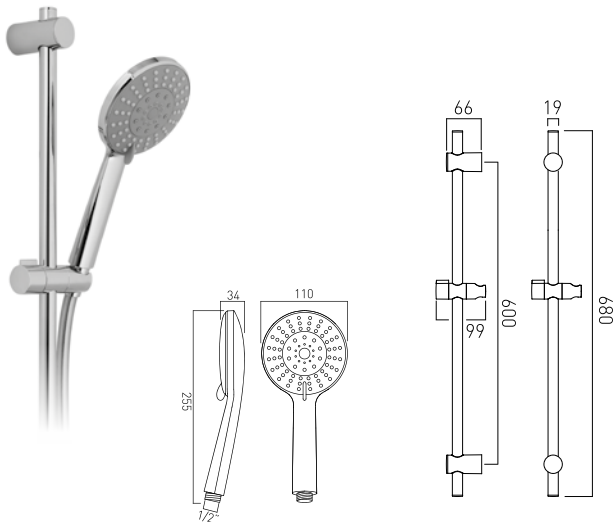
H ₂ ECO®	£ ex-vat	£ inc-vat
FR-SHOWER/9-C/P	13.33	16.00





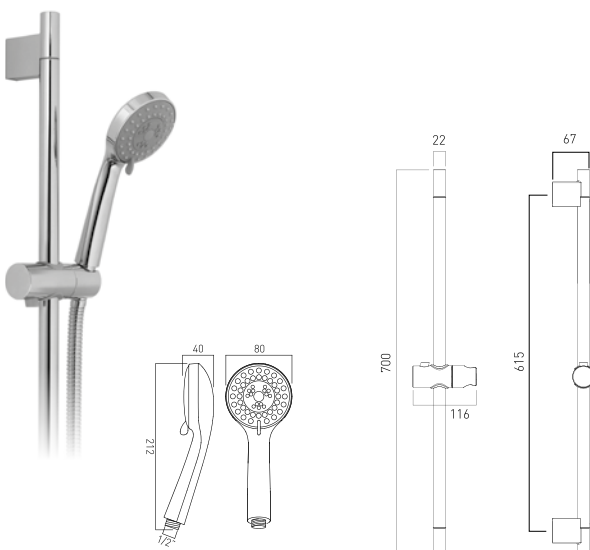
Evolve
slide rail shower kit
with 4 function handset
rub-clean nozzles
546mm adjustable slider with twist control
680mm overall rail length
with 150cm hose and hose retainer
minimum operating pressure 0.2 bar LP

chrome	£ ex-vat	£ inc-vat
EVO-MFSRK-DB-C/P	170.83	205.00
H₂ECO®		
FR-SHOWER/9-C/P	13.33	16.00



Evolve
slide rail shower kit
with 4 function handset
rub-clean nozzles
546mm adjustable slider with twist control
680mm overall rail length
with 150cm smooth hose and hose retainer
minimum operating pressure 0.2 bar LP

chrome	£ ex-vat	£ inc-vat
EVO-MFSRK/B-DB-C/P	170.83	205.00
H₂ECO®		
FR-SHOWER/9-C/P	13.33	16.00

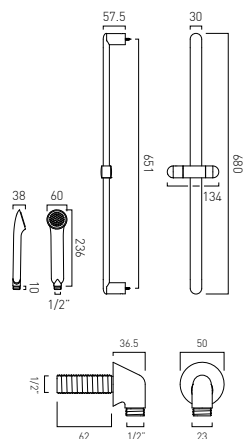


Eris
slide rail shower kit
with 3 function handset
rub-clean nozzles
566mm slide rail
700mm overall slide rail
with 150cm hose and hose retainer
minimum operating pressure 0.2 bar LP

chrome	£ ex-vat	£ inc-vat
ERI-MFSRK-DB-C/P	108.33	130.00
H₂ECO®		
FR-SHOWER/9-C/P	13.33	16.00



Multi Function Rails

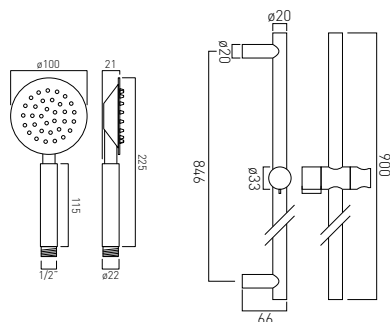


Arrondi
slide rail shower kit
with single function shower handset
rub-clean nozzles
622mm slider adjustment with twist control
680mm overall rail length
with 150cm smooth hose
minimum operating pressure 0.2 bar LP

also includes:
wall outlet
1/2" threaded inlet

chrome
ARR-SFSRK+0-CP
£ ex-vat 329.17
£ inc-vat 395.00

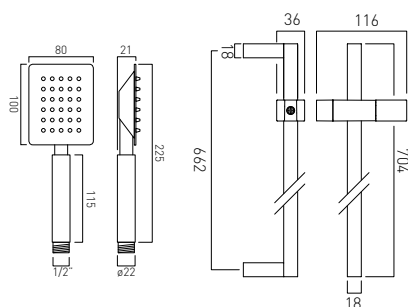
H₂ECO®
FR-FLEXI/9-PLA
8.33 10.00



Aquablade
slide rail shower kit
with round single function shower handset
rub-clean nozzles
805mm slide rail with twist control
900mm overall rail length
with 150cm smooth hose
minimum operating pressure 0.2 bar LP

chrome
AQB-SFSRK/RO-C/P
£ ex-vat 216.67
£ inc-vat 260.00

H₂ECO®
9 l/m flow regulator fitted as standard

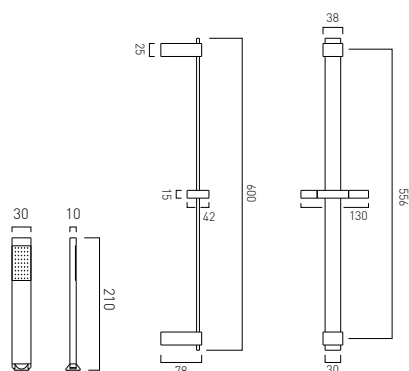


Aquablade
slide rail shower kit
with square single function shower handset
rub-clean nozzles
644mm slide rail with twist control
704mm overall rail length
with 150cm smooth hose
minimum operating pressure 0.2 bar LP

chrome
AQB-SFSRK/SQ-C/P
£ ex-vat 216.67
£ inc-vat 260.00

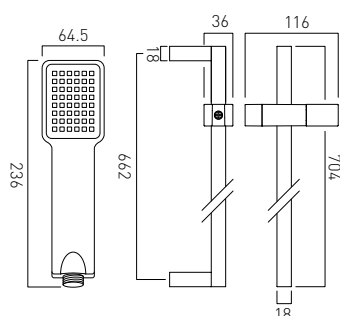
H₂ECO®
9 l/m flow regulator fitted as standard





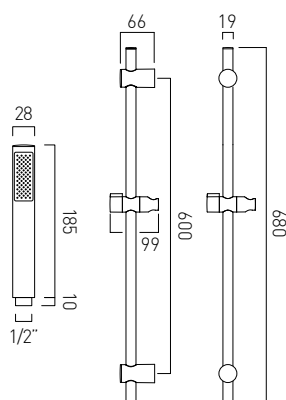
Instinct
slide rail shower kit
with single function handset
556mm slide rail
600mm overall rail length
with 150cm hose
minimum operating pressure 1.0 bar MP

chrome	£ ex-vat	£ inc-vat
INS-SFSRK-C/P	245.83	295.00
H2ECO®		
FR-SHOWER/9-C/P	13.33	16.00



V2
slide rail shower kit
with single function handset
rub-clean nozzles
644mm slide rail with twist control
704mm overall rail length
with 150cm hose
minimum operating pressure 0.2 bar LP

chrome	£ ex-vat	£ inc-vat
WG-V2KIT-C/P	191.67	230.00
H2ECO®		
FR-SHOWER/9-C/P	13.33	16.00

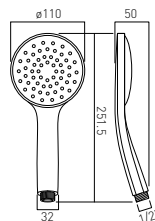
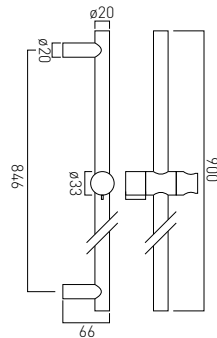


Venus
slide rail shower kit
with single function handset
rub-clean nozzles
520mm adjustable slider with twist control
680mm overall rail length
with 150cm hose and hose retainer
minimum operating pressure 0.2 bar LP

chrome	£ ex-vat	£ inc-vat
WG-VENUSKIT-C/P	145.83	175.00
H2ECO®		
FR-SHOWER/9-C/P	13.33	16.00



Single Function Rails

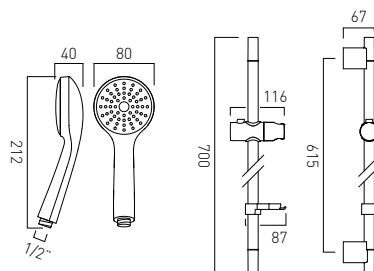


INDIVIDUAL
by VADO

Atmosphere
slide rail shower kit
with single function air-injection handset
rub-clean nozzles
805mm slide rail with twist control
900mm overall rail length
with 150cm smooth hose
minimum operating pressure 0.2 bar LP

chrome	£ ex-vat	£ inc-vat
ATM-SFSRK/2-C/P	208.33	250.00

H ₂ ECO®	£ ex-vat	£ inc-vat
FR-SHOWER/9-C/P	13.33	16.00



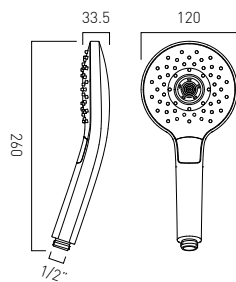
Eris
slide rail shower kit
with single function handset
rub-clean nozzles
566mm slide rail
700mm overall rail length
with 150cm hose and hose retainer
minimum operating pressure 0.2 bar LP

chrome	£ ex-vat	£ inc-vat
ERI-SFSRK-DB-C/P	62.50	75.00

H ₂ ECO®	£ ex-vat	£ inc-vat
FR-SHOWER/9-C/P	13.33	16.00

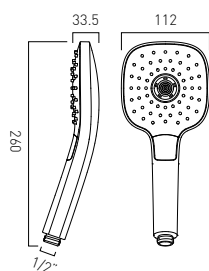


Single Function Rails



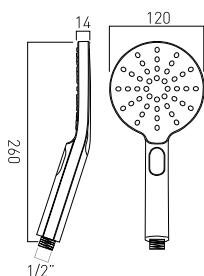
Ora
round 3 function push-button control handset
rub-clean nozzles
minimum operating pressure 1.0 bar MP

chrome	€ ex-vat	€ inc-vat
ORA-HANDSET-DB-RO-CP	70.83	85.00



Ora
square 3 function push-button control handset
rub-clean nozzles
minimum operating pressure 1.0 bar MP

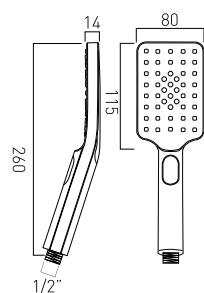
chrome	€ ex-vat	€ inc-vat
ORA-HANDSET-DB-SQ-CP	70.83	85.00



Nebula
round 3 function push-button control handset
rub-clean nozzles
minimum operating pressure 1.0 bar MP

chrome	€ ex-vat	€ inc-vat
NEB-HANDSET-RO-DB-CP	87.50	105.00

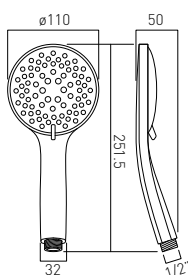
H ₂ ECO®	€ ex-vat	€ inc-vat
FR-SHOWER/9-C/P	13.33	16.00



Nebula
square 3 function push-button control handset
rub-clean nozzles
minimum operating pressure 1.0 bar MP

chrome	€ ex-vat	€ inc-vat
NEB-HANDSET-SQ-DB-CP	87.50	105.00

H ₂ ECO®	€ ex-vat	€ inc-vat
FR-SHOWER/9-C/P	13.33	16.00



Atmosphere
air-injection handset
5 function
rub-clean nozzles
minimum operating pressure 1.0 bar MP

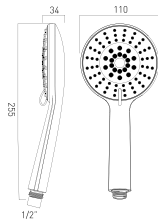
chrome	€ ex-vat	€ inc-vat
ATM-HANDSET/MF-DB-CP	100.00	120.00

H ₂ ECO®	€ ex-vat	€ inc-vat
FR-SHOWER/9-C/P	13.33	16.00

 air injection
technology



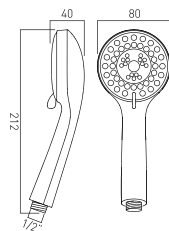
Shower Handsets



Evolve
4 function handset
rub-clean nozzles
minimum operating pressure 0.2 bar LP

chrome	£ ex-vat	£ inc-vat
EVO-HANDSET/MF-DB-CP	70.83	85.00

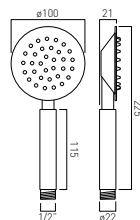
H₂ECO*
FR-SHOWER/9-C/P 13.33 16.00



Eris
3 function handset
rub-clean nozzles
minimum operating pressure 0.2 bar LP

chrome	£ ex-vat	£ inc-vat
ERI-HANDSET/MF-DB-CP	54.17	65.00

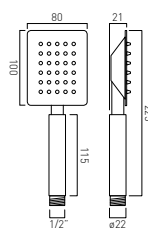
H₂ECO*
FR-SHOWER/9-C/P 13.33 16.00



Aquablade
round single function handset
rub-clean nozzles
minimum operating pressure 0.2 bar LP

chrome	£ ex-vat	£ inc-vat
AQB-HANDSET/RO-DB-CP	100.00	120.00

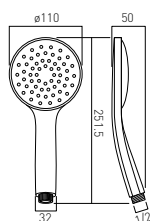
H₂ECO*
9 l/m flow regulator fitted as standard



Aquablade
square single function handset
rub-clean nozzles
minimum operating pressure 0.2 bar LP

chrome	£ ex-vat	£ inc-vat
AQB-HANDSET/SQ-DB-CP	100.00	120.00

H₂ECO*
9 l/m flow regulator fitted as standard

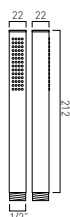


Atmosphere
air-injection handset
single function
rub-clean nozzles
minimum operating pressure 0.2 bar LP

chrome	€ ex-vat	€ inc-vat
ATM-HANDSET/SF-DB-CP	79.17	95.00

H ₂ ECO®	FR-SHOWER/9-C/P	13.33	16.00
---------------------	-----------------	-------	-------

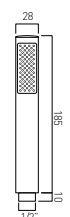
air injection
technology



Mix²
single function shower handset
rub-clean nozzles
minimum operating pressure 1.0 bar MP

chrome	€ ex-vat	€ inc-vat
MIX-HANDSET2-DB-C/P	104.17	125.00

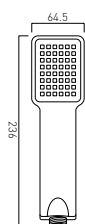
H ₂ ECO®	FR-SHOWER/9-C/P	13.33	16.00
---------------------	-----------------	-------	-------



Zoo
single function shower handset
rub-clean nozzles
minimum operating pressure 0.2 bar LP

chrome	€ ex-vat	€ inc-vat
ZOO-HANDSET-DB-C/P	58.33	70.00

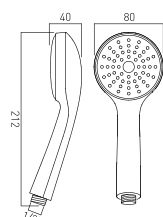
H ₂ ECO®	FR-SHOWER/9-C/P	13.33	16.00
---------------------	-----------------	-------	-------



V2
single function shower handset
rub-clean nozzles
minimum operating pressure 0.2 bar LP

chrome	€ ex-vat	€ inc-vat
WG-V2HANDSET-DB-C/P	66.67	80.00

H ₂ ECO®	FR-SHOWER/9-C/P	13.33	16.00
---------------------	-----------------	-------	-------



Eris
single function shower handset
rub-clean nozzles
minimum operating pressure 0.2 bar LP

chrome	€ ex-vat	€ inc-vat
ERI-HANDSET/SF-DB-CP	29.17	35.00

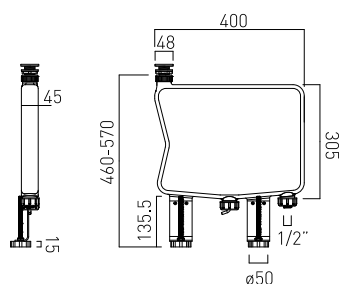
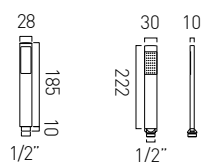
H ₂ ECO®	FR-SHOWER/9-C/P	13.33	16.00
---------------------	-----------------	-------	-------



Shower Handsets



available with round and square options



Capsule
single function shower handset
deck mounted
with flexible hose
deck mount drill hole diameter 32mm
capsule concealed box to eliminate water ingress
height adjustment (480 - 570mm)
escutcheon bath deck thickness (1 - 35mm)
fits bath cavities of 50mm wide
can be fitted in corner of bath*
minimum operating pressure 1.0 bar MP

for backflow prevention please fit with a double
check valve

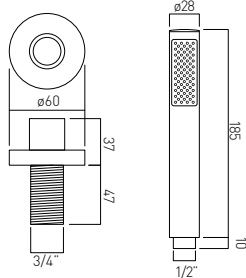
chrome	£ ex-vat	£ inc-vat
round option ZOO-CAPSULE-C/P	304.17	365.00
square option NOT-CAPSULE-C/P	304.17	365.00
H₂ECO* FR-106/4-PLA	8.33	10.00



*please do not install under a direct flow of water



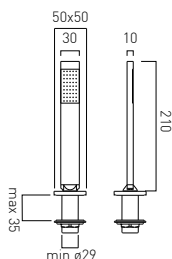
Deck Kits



Zoo
single function shower handset
rub-clean nozzles
deck mounted
with hose and handset
deck mount drill hole diameter 27mm
minimum operating pressure 0.2 bar LP

to change any deck mounted handset to sit at a
45° angle order product WG-ELBOW/45-C/P see
page 259 for full details

chrome	£ ex-vat	£ inc-vat
ZOO-DECKKIT-C/P	170.83	205.00
H₂ECO* FR-SHOWER/9-C/P	13.33	16.00

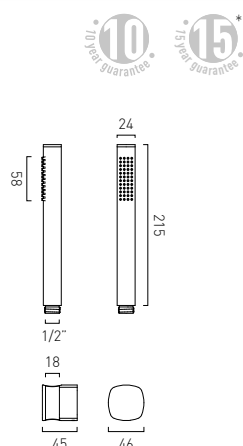


Notion
single function shower handset
deck mounted
with hose and handset
deck mount drill hole diameter 30mm
minimum operating pressure 1.0 bar MP

to change any deck mounted handset to sit at a 45° angle order product WG-ELBOW/45-C/P
see page 259 for full details

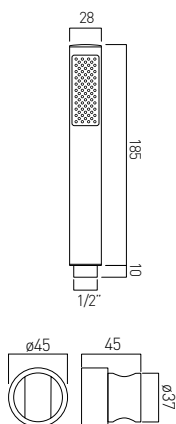
chrome	£ ex-vat	£ inc-vat
NOT-DECKKIT-C/P	170.83	205.00
H2ECO®		
FR-SHOWER/9-C/P	13.33	16.00

NEW



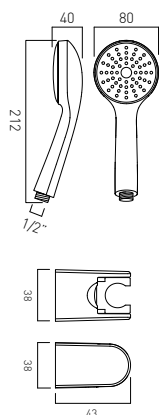
Cameo
single function shower handset
150cm shower hose
rub-clean nozzles
minimum operating pressure 0.2 bar LP

chrome	£ ex-vat	£ inc-vat
CAM-SFMK-CP	83.33	100.00
matt black		
CAM-SFMK-MB	91.67	110.00
matt white		
CAM-SFMK-MW	91.67	110.00
satin brass		
CAM-SFMK-SBR	91.67	110.00
H2ECO®		
FR-FLEXI/9-PLA	8.33	10.00



Zoo
single function mini shower kit
rub-clean nozzles
wall mounted
with 150cm smooth hose and bracket
minimum operating pressure 0.2 bar LP

chrome	£ ex-vat	£ inc-vat
ZOO-SFMK-C/P	116.67	140.00
H2ECO®		
FR-SHOWER/9-C/P	13.33	16.00

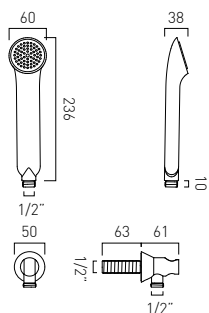


Eris
single function mini shower kit
rub-clean nozzles
wall mounted
with 150cm hose and adjustable bracket
minimum operating pressure 0.2 bar LP

chrome	£ ex-vat	£ inc-vat
ERI-SFMK-C/P	62.50	75.00
H2ECO®		
FR-SHOWER/9-C/P	13.33	16.00

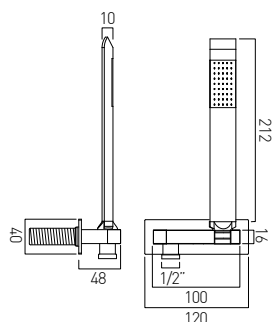


Mini Shower/Deck Kits



Arrondi
single function mini shower kit
rub-clean nozzles
wall mounted
with 150cm hose
and bracket with integrated outlet
1/2" inlet
minimum operating pressure 0.2 bar LP

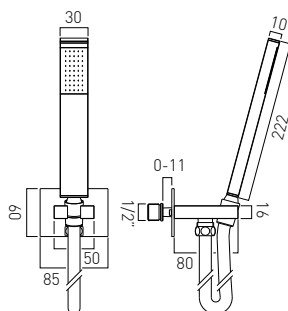
chrome	£ ex-vat	£ inc-vat
ARR-SFMKW0-CP	216.67	260.00
H₂ECO®		
FR-FLEXI/9-PLA	8.33	10.00



Omika
single function mini shower kit
wall mounted
with 150cm shower hose
and bracket with integrated outlet
1/2" inlet
min-max wall mount 0-11mm
minimum operating pressure 1.0 bar MP

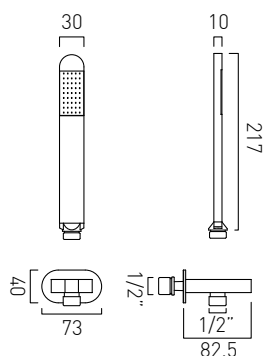
chrome	£ ex-vat	£ inc-vat
OMI-SFMKW0/A-CP	216.67	260.00
H₂ECO®		
FR-FLEXI/8-PLA	8.33	10.00

INDIVIDUAL
by VADO



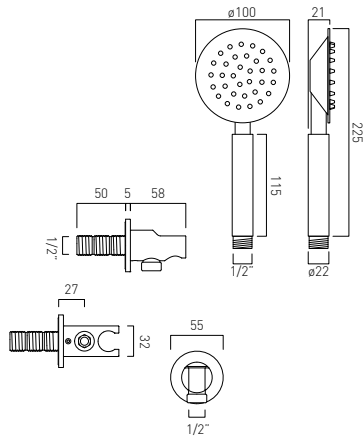
Instinct
single function mini shower kit
wall mounted
with 150cm shower hose
and bracket with integrated outlet
1/2" inlet
min-max wall mount 0-11mm
minimum operating pressure 1.0 bar MP

chrome	£ ex-vat	£ inc-vat
INS-SFMKW0-C/P	208.33	250.00
H₂ECO®		
FR-FLEXI/8-PLA	8.33	10.00



Life
single function mini shower kit
wall mounted
with 150cm shower hose
and bracket with integrated outlet
1/2" inlet
min-max wall mount 0-11mm
minimum operating pressure 1.0 bar MP

chrome	£ ex-vat	£ inc-vat
LIF-SFMKW0-C/P	208.33	250.00
H₂ECO®		
FR-FLEXI/8-PLA	8.33	10.00

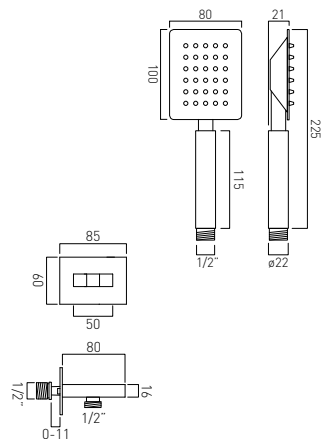


Aquablade
round single function mini shower kit
rub-clean nozzles
wall mounted
with 150cm hose
and bracket with integrated outlet
1/2" inlet
minimum operating pressure 1.0 bar MP

chrome	£ ex-vat	£ inc-vat
AQB-SFMKWQ/RO-C/P	200.00	240.00

H2ECO®

9 l/m flow regulator fitted as standard

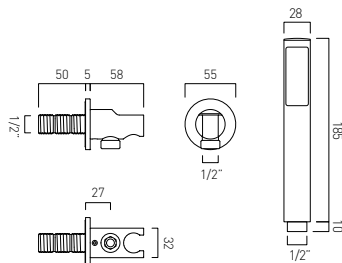


Aquablade
square single function mini shower kit
rub-clean nozzles
wall mounted
with 150cm hose
and bracket with integrated outlet
1/2" inlet
min-max wall mount 0-11mm
minimum operating pressure 1.0 bar MP

chrome	£ ex-vat	£ inc-vat
AQB-SFMKWQ/SQ-C/P	200.00	240.00

H2ECO®

9 l/m flow regulator fitted as standard



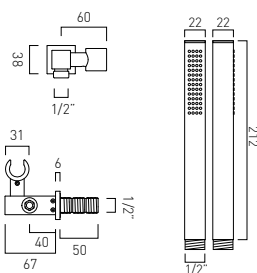
Zoo
single function mini shower kit
rub-clean nozzles
wall mounted
with 150cm hose
and bracket with integrated outlet
1/2" inlet
minimum operating pressure 0.2 bar LP

chrome	£ ex-vat	£ inc-vat
ZOO-SFMKWQ-C/P	162.50	195.00

H2ECO®

FR-SHOWER/9-C/P 13.33 16.00

INDIVIDUAL
by VADO



Mix²
single function mini shower kit
rub-clean nozzles
wall mounted
with 150cm hose
and bracket with integrated outlet
1/2" inlet
minimum operating pressure 1.0 bar MP

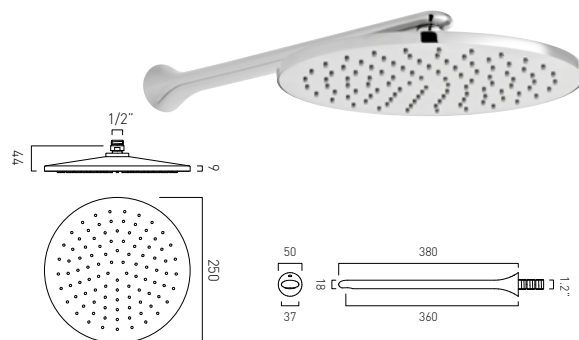
chrome	£ ex-vat	£ inc-vat
MIX-SFMKWQ-C/P	208.33	250.00

H2ECO®

FR-SHOWER/9-C/P 13.33 16.00



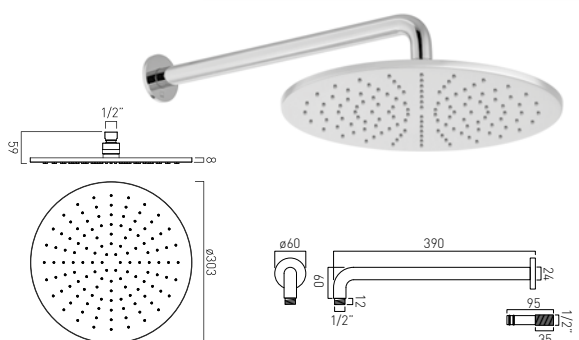
Mini Kits with Outlet



round single function shower head
rub-clean nozzles
with shower arm
wall mounted
250mm (10") diameter
minimum operating pressure 1.0 bar MP

	€ ex-vat	€ inc-vat
chrome ARR-HEAD/SA-CP	329.17	395.00

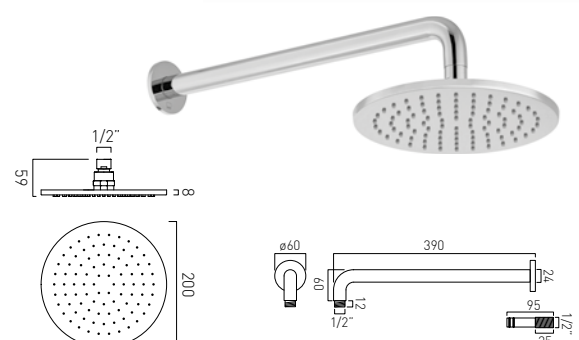
	€ ex-vat	€ inc-vat
H₂ECO* FR-SHOWER/9-PLA	8.33	10.00



Nebula
round single function shower head
rub-clean nozzles
with shower arm
wall mounted
300mm (12") diameter
minimum operating pressure 1.0 bar MP

	€ ex-vat	€ inc-vat
chrome NEB-RO/30-SA-CP	375.00	450.00

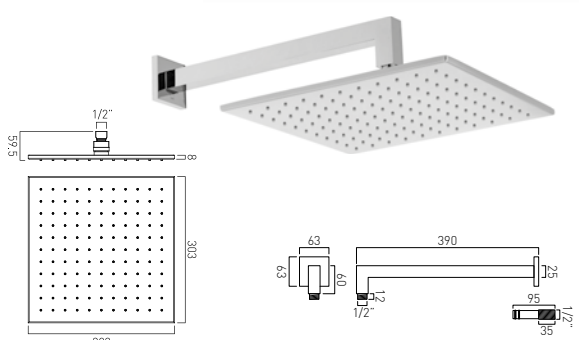
	€ ex-vat	€ inc-vat
H₂ECO* FR-SHOWER/9-PLA	8.33	10.00



Nebula
round single function shower head
rub-clean nozzles
with shower arm
wall mounted
200mm (8") diameter
minimum operating pressure 0.2 bar LP

	€ ex-vat	€ inc-vat
chrome NEB-RO/20-SA-CP	258.33	310.00

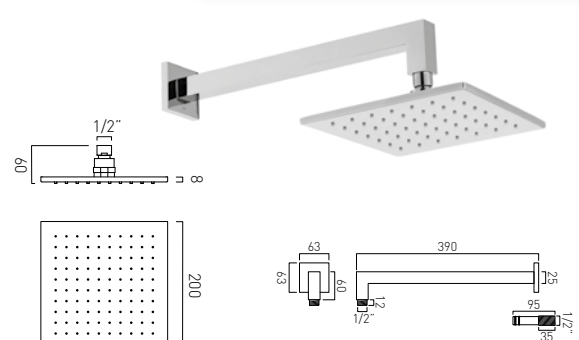
	€ ex-vat	€ inc-vat
H₂ECO* FR-SHOWER/9-PLA	8.33	10.00



Nebula
square single function shower head
rub-clean nozzles
with shower arm
wall mounted
300mm (12")
minimum operating pressure 1.0 bar MP

	€ ex-vat	€ inc-vat
chrome NEB-SQ/30-SA-CP	375.00	450.00

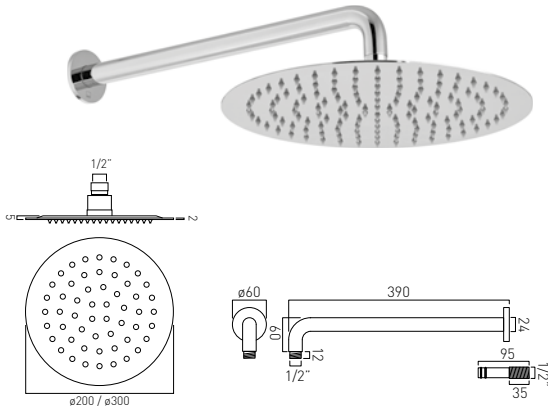
	€ ex-vat	€ inc-vat
H₂ECO* FR-SHOWER/9-PLA	8.33	10.00



Nebula
square single function shower head
rub-clean nozzles
with shower arm
wall mounted
200mm (8")
minimum operating pressure 0.2 bar LP

	€ ex-vat	€ inc-vat
chrome NEB-SQ/20-SA-CP	258.33	310.00

	€ ex-vat	€ inc-vat
H₂ECO* FR-SHOWER/9-PLA	8.33	10.00



Aquablade
round slimline single function shower head
rub-clean nozzles
with shower arm
wall mounted

300mm (12") diameter
minimum operating pressure 1.0 bar MP

200mm (8") diameter
minimum operating pressure 0.2 bar LP

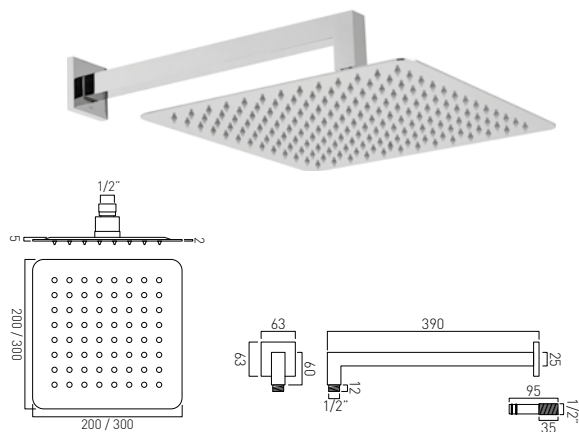
chrome / stainless steel € ex-vat € inc-vat

AQB-RQ/30/SA-C/P 354.17 425.00

AQB-RQ/20/SA-C/P 245.83 295.00

H2ECO®

FR-SHOWER/9-PLA 8.33 10.00



Aquablade
square slimline single function shower head
rub-clean nozzles
with shower arm
wall mounted

300mm (12")
minimum operating pressure 1.0 bar MP

200mm (8")
minimum operating pressure 0.2 bar LP

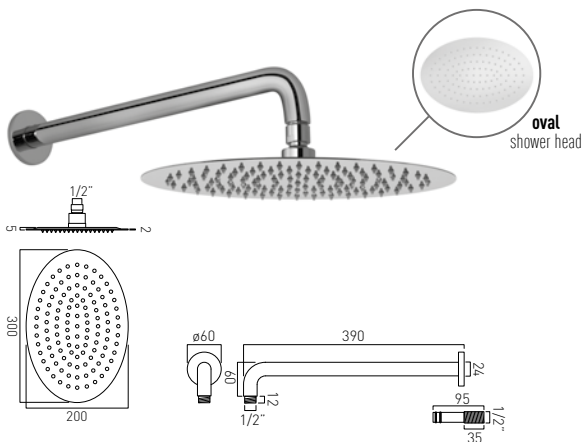
chrome / stainless steel € ex-vat € inc-vat

AQB-SQ/30/SA-A-C/P 354.17 425.00

AQB-SQ/20/SA-A-C/P 245.83 295.00

H2ECO®

FR-SHOWER/9-PLA 8.33 10.00



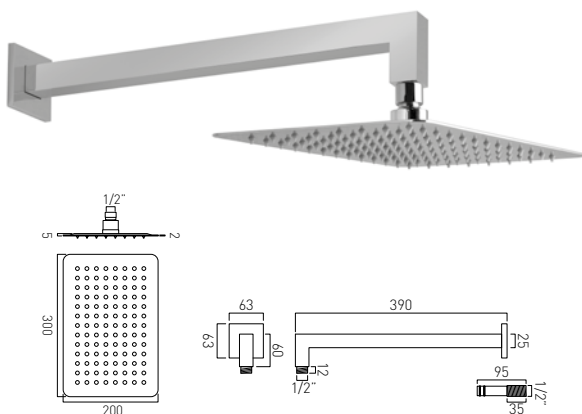
Aquablade
oval slimline single function shower head
rub-clean nozzles
with shower arm
wall mounted
200mm x 300mm (8" x 12")
minimum operating pressure 1.0 bar MP

chrome / stainless steel € ex-vat € inc-vat

AQB-OV/30/SA-C/P 354.17 425.00

H2ECO®

FR-SHOWER/9-PLA 8.33 10.00



Aquablade
rectangular slimline single function shower head
rub-clean nozzles
with shower arm
wall mounted
200mm x 300mm (8" x 12")
minimum operating pressure 1.0 bar MP

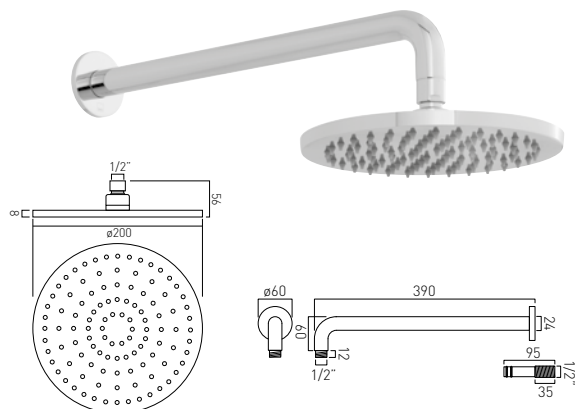
chrome / stainless steel € ex-vat € inc-vat

AQB-20X30/SA-A-C/P 329.17 395.00

H2ECO®

FR-SHOWER/9-PLA 8.33 10.00

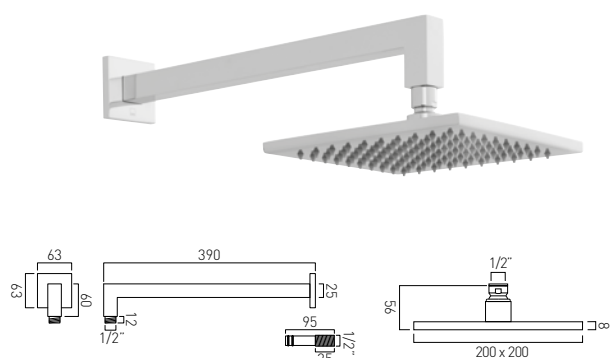




Atmosphere
round single function aerated shower head
rub-clean nozzles
with shower arm
wall mounted
200mm (8") diameter
minimum operating pressure 1.0 bar MP

chrome
ATM-HEADRQ/B/SA-C/P £ ex-vat 329.17 £ inc-vat 395.00

H₂ECO®
FR-SHOWER/9-PLA 8.33 10.00



Atmosphere
square single function aerated shower head
rub-clean nozzles
with shower arm
wall mounted
200mm (8")
minimum operating pressure 1.0 bar MP

chrome
ATM-HEADSQ/B/SA/A-CP £ ex-vat 329.17 £ inc-vat 395.00

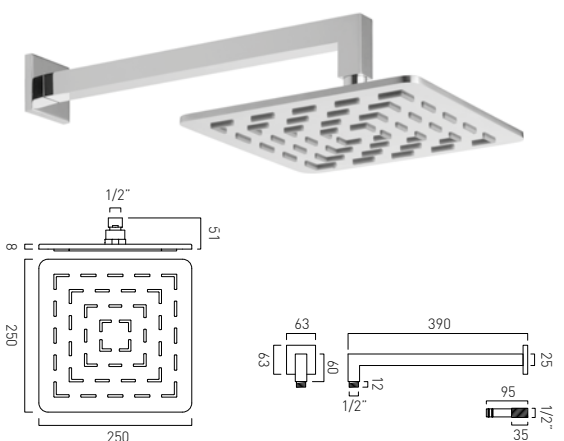
H₂ECO®
FR-SHOWER/9-PLA 8.33 10.00



Geometry
round single function geometric shower head
with shower arm
wall mounted
250mm (10") diameter
minimum operating pressure 1.0 bar MP

stainless steel / chrome
GEOM-250RQ-SA-SS £ ex-vat 291.67 £ inc-vat 350.00

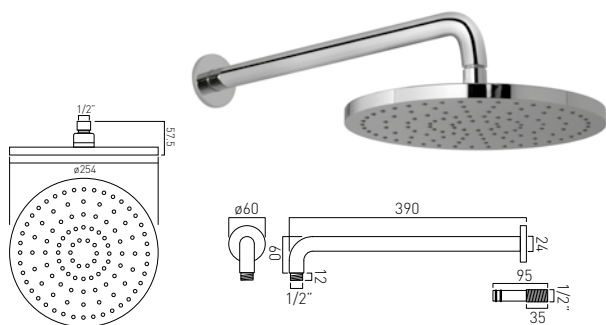
H₂ECO®
FR-SHOWER/9-PLA 8.33 10.00



Geometry
square single function geometric shower head
with shower arm
wall mounted
250mm (10")
minimum operating pressure 1.0 bar MP

stainless steel / chrome
GEOM-250SQ-SA-SS £ ex-vat 291.67 £ inc-vat 350.00

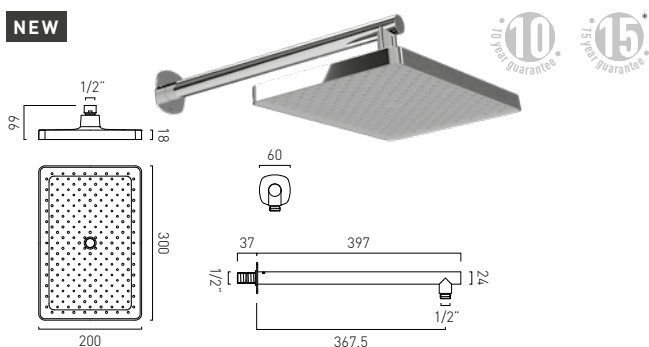
H₂ECO®
FR-SHOWER/9-PLA 8.33 10.00



Saturn
round single function shower head
rub-clean nozzles
with shower arm
wall mounted
254mm (10") diameter
minimum operating pressure 0.2 bar LP

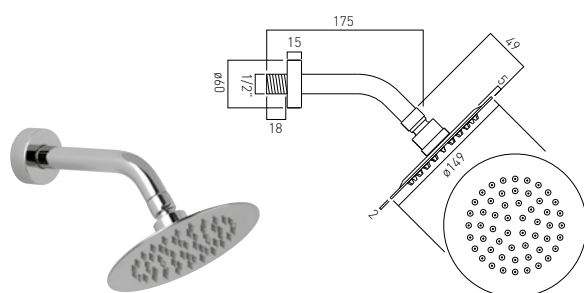
chrome	€ ex-vat	€ inc-vat
WG-SATURN2/SA-C/P	216.67	260.00
H2ECO®		
FR-SHOWER/9-PLA	8.33	10.00

NEW



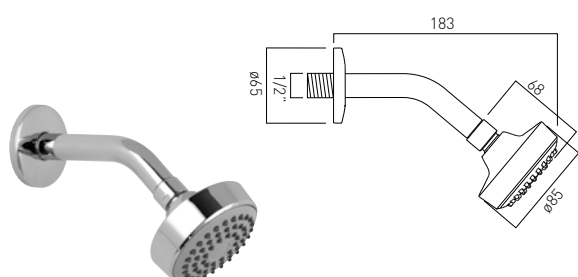
Cameo
rectangular single function shower head
rub-clean nozzles
with shower arm
wall mounted
200mm x 300mm (8" x 12")
minimum operating pressure 0.2 bar LP

chrome	€ ex-vat	€ inc-vat
CAM-HEAD/SA-CP	145.83	175.00
matt black		
CAM-HEAD/SA-MB	162.50	195.00
matt white		
CAM-HEAD/SA-MW	162.50	195.00
satin brass		
CAM-HEAD/SA-SBR	162.50	195.00
H2ECO®		
FR-SHOWER/9-PLA	8.33	10.00



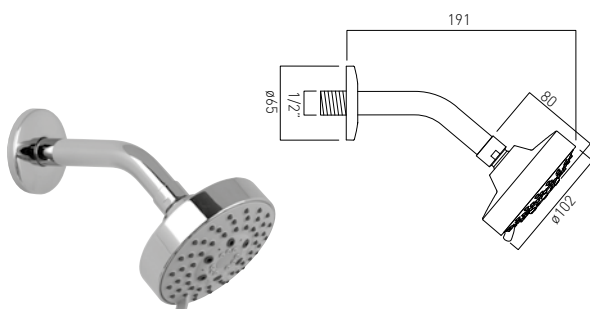
Aquablade
round slimline single function shower head
rub-clean nozzles
with shower arm
wall mounted
150mm (6") diameter
minimum operating pressure 0.2 bar LP

chrome	€ ex-vat	€ inc-vat
AQB-R0/15/SA-C/P	145.83	175.00
H2ECO®		
FR-SHOWER/9-PLA	8.33	10.00



single function fixed shower head
rub-clean nozzles
with shower arm
wall mounted
85mm (3") diameter
minimum operating pressure 0.2 bar LP

chrome	€ ex-vat	€ inc-vat
WG-SFKIT2-C/P	62.50	75.00
H2ECO®		
FR-SHOWER/9-C/P	13.33	16.00



5 function fixed shower head
rub-clean nozzles
with shower arm
wall mounted
102mm (4") diameter
minimum operating pressure 1.0 bar MP

chrome	€ ex-vat	€ inc-vat
WG-MFKIT2-C/P	95.83	115.00
H2ECO®		
FR-SHOWER/9-C/P	13.33	16.00



Shower Heads & Arms



air injection
technology scan QR to discover more

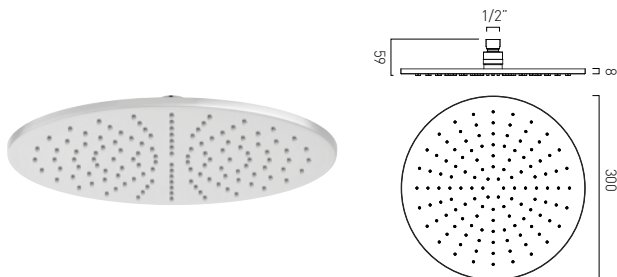


10 year guarantee on finishes



15 year guarantee on chrome

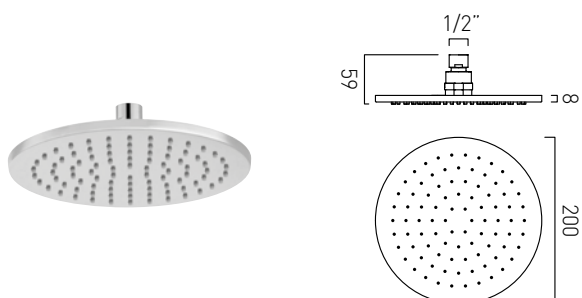


Nebula
round single function shower head
rub-clean nozzles
1/2" female inlet
300mm (12") diameter
minimum operating pressure 1.0 bar MP

chrome	£ ex-vat	£ inc-vat
NEB-RO/30-CP	291.67	350.00

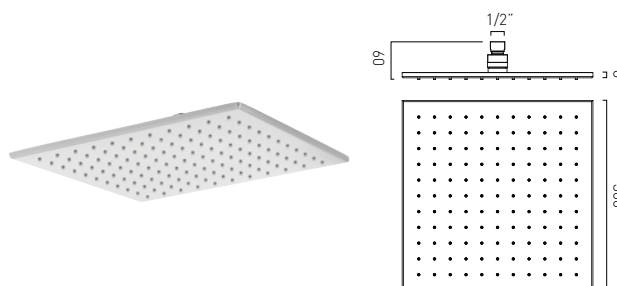
H ₂ ECO®	£ ex-vat	£ inc-vat
FR-SHOWER/9-PLA	8.33	10.00



Nebula
round single function shower head
rub-clean nozzles
1/2" female inlet
200mm (8") diameter
minimum operating pressure 0.2 bar LP

chrome	£ ex-vat	£ inc-vat
NEB-RO/20-CP	175.00	210.00

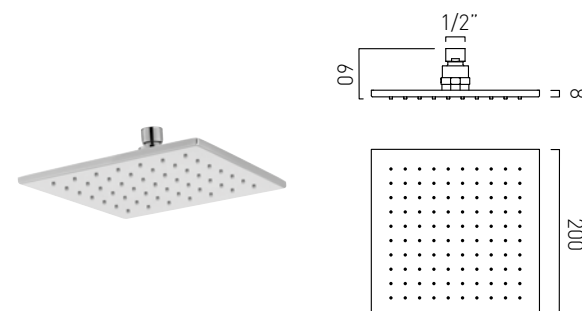
H ₂ ECO®	£ ex-vat	£ inc-vat
FR-SHOWER/9-PLA	8.33	10.00



Nebula
square single function shower head
rub-clean nozzles
1/2" female inlet
300mm (12")
minimum operating pressure 1.0 bar MP

chrome	£ ex-vat	£ inc-vat
NEB-SQ/30-CP	291.67	350.00

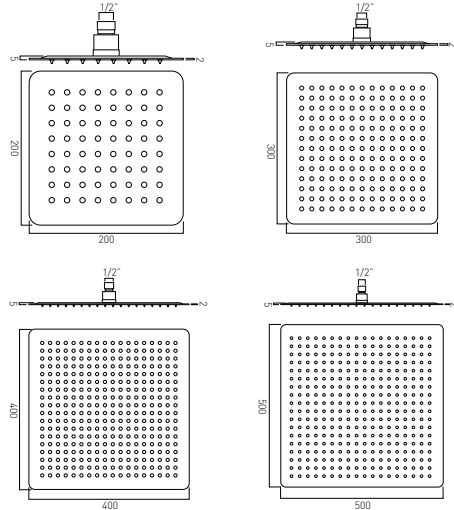

H ₂ ECO®	£ ex-vat	£ inc-vat
FR-SHOWER/9-PLA	8.33	10.00



Nebula
square single function shower head
rub-clean nozzles
1/2" female inlet
200mm (8")
minimum operating pressure 0.2 bar LP

chrome	£ ex-vat	£ inc-vat
NEB-SQ/20-CP	175.00	210.00

H ₂ ECO®	£ ex-vat	£ inc-vat
FR-SHOWER/9-PLA	8.33	10.00



Aquablade
square slimline single function shower head
rub-clean nozzles
1/2" female inlet

200mm (8")
minimum operating pressure 0.2 bar LP

300mm (12")
minimum operating pressure 1.0 bar MP

400mm (16")
minimum operating pressure 1.0 bar MP

500mm (20")
minimum operating pressure 1.0 bar MP

stainless steel / chrome £ ex-vat £ inc-vat

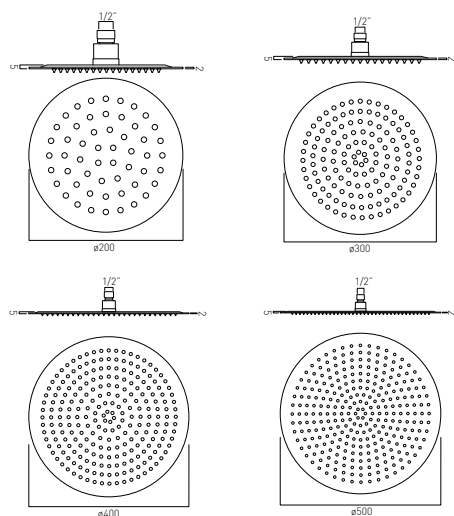
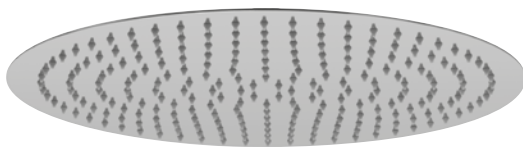
AQB-SQ/20-C/P 162.50 195.00

AQB-SQ/30-C/P 270.83 325.00

AQB-SQ/40-C/P 437.50 525.00

AQB-SQ/50-C/P 579.17 695.00

H2ECO®
FR-SHOWER/9-PLA 8.33 10.00



Aquablade
round slimline single function shower head
rub-clean nozzles
1/2" female inlet

200mm (8") diameter
minimum operating pressure 0.2 bar LP

300mm (12") diameter
minimum operating pressure 1.0 bar MP

400mm (16") diameter
minimum operating pressure 1.0 bar MP

500mm (20") diameter
minimum operating pressure 1.0 bar MP

stainless steel / chrome £ ex-vat £ inc-vat

AQB-RQ/20-C/P 162.50 195.00

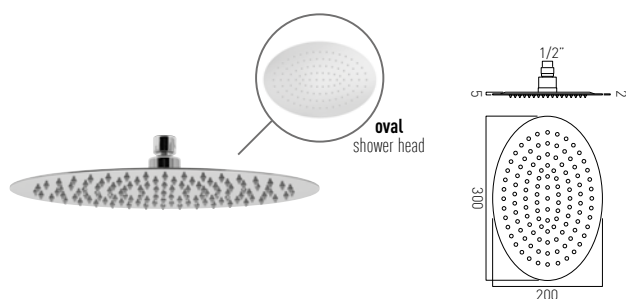
AQB-RQ/30-C/P 270.83 325.00

AQB-RQ/40-C/P 437.50 525.00

AQB-RQ/50-C/P 579.17 695.00

H2ECO®
FR-SHOWER/9-PLA 8.33 10.00

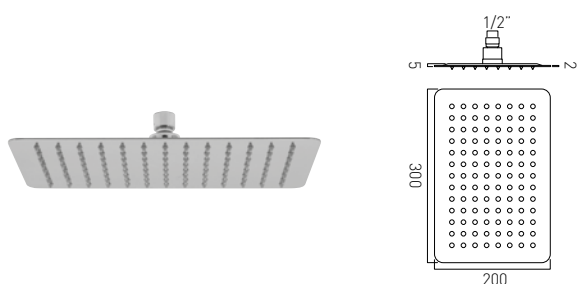




Aquablade
oval slimline single function shower head
rub-clean nozzles
200mm x 300mm (8" x 12")
1/2" female inlet
minimum operating pressure 1.0 bar MP

stainless steel / chrome
AQB-0V/30-C/P
£ ex-vat 270.83 £ inc-vat 325.00

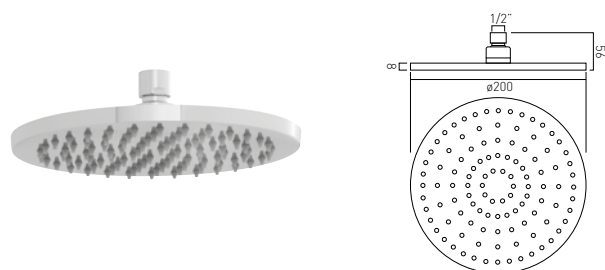
H₂ECO®
FR-SHOWER/9-PLA
8.33 10.00



Aquablade
rectangular slimline single function shower head
rub-clean nozzles
200mm x 300mm (8" x 12")
1/2" female inlet
minimum operating pressure 1.0 bar MP

stainless steel / chrome
AQB-20X30-C/P
£ ex-vat 245.83 £ inc-vat 295.00

H₂ECO®
FR-SHOWER/9-PLA
8.33 10.00



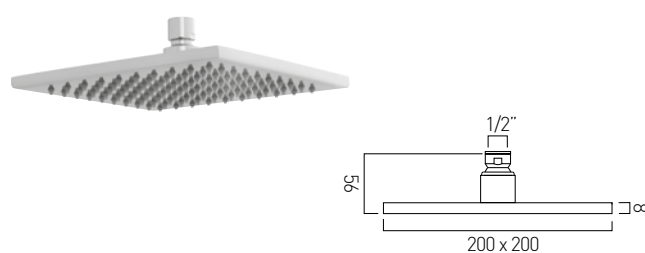
Atmosphere
round single function aerated shower head
rub-clean nozzles
200mm (8") diameter
1/2" female inlet
minimum operating pressure 1.0 bar MP

chrome
ATM-HEAD/RO/B-C/P
£ ex-vat 245.83 £ inc-vat 295.00

H₂ECO®
FR-SHOWER/9-PLA
8.33 10.00



air injection
technology



Atmosphere
square single function aerated shower head
rub-clean nozzles
200mm (8")
1/2" female inlet
minimum operating pressure 1.0 bar MP

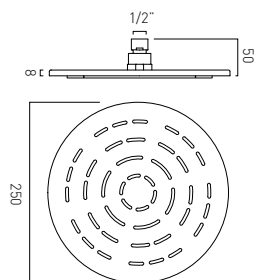
chrome
ATM-HEAD/SQ/B-C/P
£ ex-vat 245.83 £ inc-vat 295.00

H₂ECO®
FR-SHOWER/9-PLA
8.33 10.00



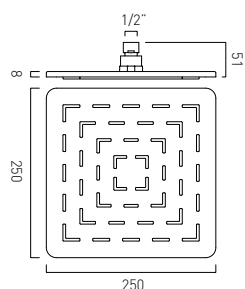
air injection
technology





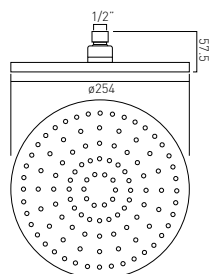
Geometry
round single function geometric shower head
250mm (10") diameter
minimum operating pressure 1.0 bar MP

stainless steel / chrome	£ ex-vat	£ inc-vat
GEOM-250RO-SS	200.00	240.00
H2ECO™		
FR-SHOWER/9-PLA	8.33	10.00



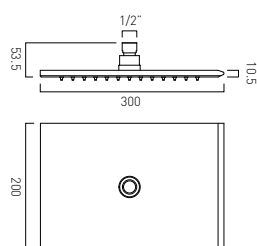
Geometry
square single function geometric shower head
250mm (10")
minimum operating pressure 1.0 bar MP

stainless steel / chrome	£ ex-vat	£ inc-vat
GEOM-250SQ-SS	200.00	240.00
H2ECO™		
FR-SHOWER/9-PLA	8.33	10.00



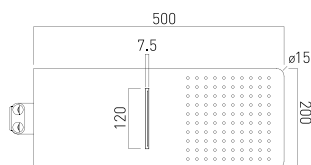
Saturn
round single function fixed shower head
rub-clean nozzles
254mm (10")
1/2" female inlet
minimum operating pressure 0.2 bar LP

chrome	£ ex-vat	£ inc-vat
WG-SATURN2-C/P	133.33	160.00
H2ECO™		
FR-SHOWER/9-PLA	8.33	10.00



Omika
rectangular single function shower head
rub-clean nozzles
200 x 300mm (8" x 12")
minimum operating pressure 1.0 bar MP

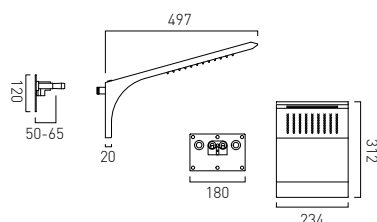
chrome	£ ex-vat	£ inc-vat
OMI-HEAD-C/P	329.17	395.00
H2ECO™		
FR-SHOWER/9-PLA	8.33	10.00



Aquablade
rectangular shower head
rub-clean nozzles
wall mounted
2 functions: rain and water blade
min-max wall mount 48-68mm
optimum installation depth 58mm
minimum operating pressure 1.0 bar MP

stainless steel / chrome	£ ex-vat	£ inc-vat
AQB-WMSQ-C/P	604.17	725.00

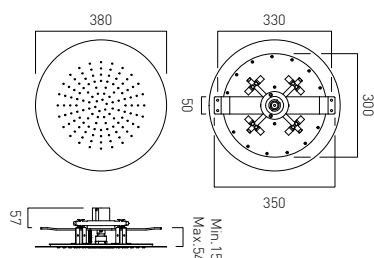
H₂ECO®
12 l/m flow regulator fitted as standard



Omika
shower head
rub-clean nozzles
wall mounted
2 functions: rain and water blade
min-max wall mount 50-65mm
optimum installation depth 57mm
minimum operating pressure 1.0 bar MP

chrome	£ ex-vat	£ inc-vat
OMI-WMHEAD-C/P	1,229.17	1,475.00

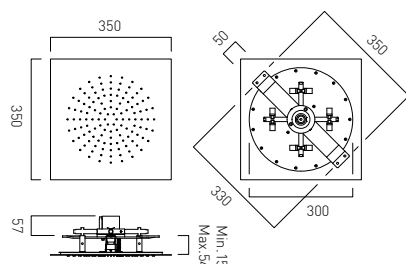
H₂ECO®
FR-106/9-PLA 8.33 10.00
(2 are required)



Sky
round flush-fit single function shower head
rub-clean nozzles
ceiling mounted
380mm (15") diameter
minimum operating pressure 1.0 bar MP

chrome	£ ex-vat	£ inc-vat
SKY-RQ38-CP	745.83	895.00

H₂ECO®
FR-SHOWER/9-C/P 13.33 16.00




Sky
square flush-fit single function shower head
rub-clean nozzles
ceiling mounted
350mm (14") diameter
minimum operating pressure 1.0 bar MP

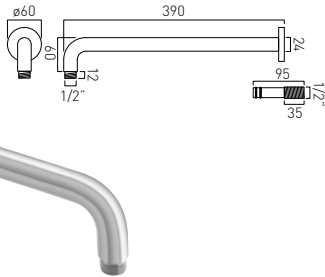
chrome	£ ex-vat	£ inc-vat
SKY-SQ35-CP	745.83	895.00

H₂ECO®
FR-SHOWER/9-C/P 13.33 16.00

- Improved shower arm design makes fitting simpler and faster
- Head and arm can be fitted as a second fix item
- Two part system allows much greater fitting depth tolerance into the wall
- Minimalist design
- All brass construction



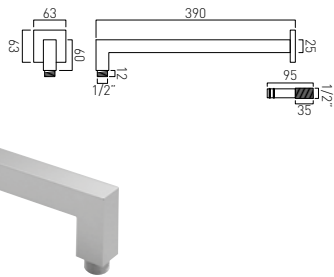
INDIVIDUAL
by VADO



Elements
easy fit shower arm
wall mounted

chrome	£ ex-vat	£ inc-vat
WG-EFSA/RO-C/P	100.00	120.00

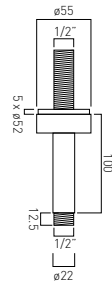
INDIVIDUAL
by VADO



Mix²
easy fit shower arm
wall mounted

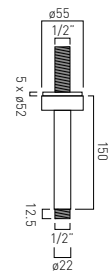
chrome	£ ex-vat	£ inc-vat
WG-EFSA/SQ-C/P	100.00	120.00

INDIVIDUAL
by VADO



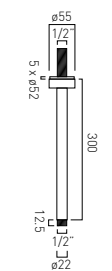
Elements
fixed head ceiling mounting arm
100mm (4")
1/2" x 70mm threaded inlet
1/2" threaded outlet

chrome	£ ex-vat	£ inc-vat
ELE-CMA/4IN-C/P	62.50	75.00



Elements
fixed head ceiling mounting arm
150mm (6")
1/2" x 70mm threaded inlet
1/2" threaded outlet

chrome	£ ex-vat	£ inc-vat
ELE-CMA/6IN-C/P	70.83	85.00

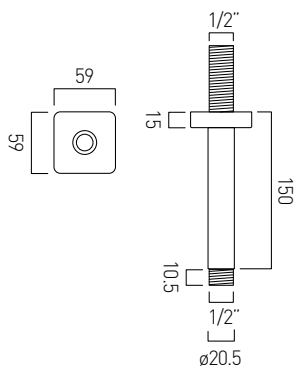


Elements
fixed head ceiling mounting arm
300mm (12")
1/2" x 70mm threaded inlet
1/2" threaded outlet

chrome	£ ex-vat	£ inc-vat
ELE-CMA/12IN-C/P	91.67	110.00

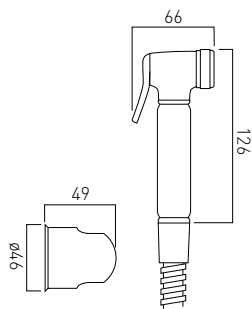


Shower Arms



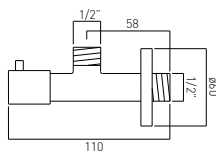
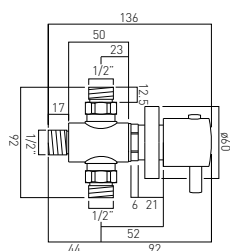
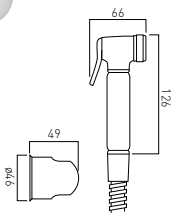
Mix²
fixed head ceiling mounting arm
150mm (6")
1/2" x 63mm threaded inlet
1/2" threaded outlet

chrome	£ ex-vat	£ inc-vat
MIX-CMA/150-C/P	70.83	85.00



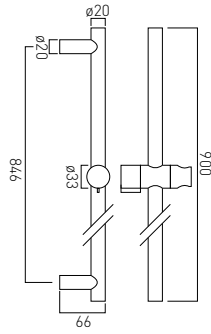
luxury brass shattaf handset
with 100cm hose and wall bracket
wall mounted
minimum operating pressure 1.0 bar MP

chrome	£ ex-vat	£ inc-vat
XSH-LUXSHATTAF100-CP	137.50	165.00



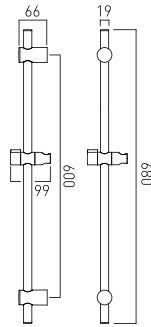
luxury shattaf kit
with concealed thermostatic mixing valve
and angle valve
with 150cm hose and wall bracket
wall mounted
mixing valve thermostatic cartridge V-001D-PLA
minimum operating pressure 1.0 bar MP

chrome	£ ex-vat	£ inc-vat
XSH-SHATTAF/163-C/P	350.00	420.00



Elements
contemporary slide rail
with twist control
805mm slide rail
900mm overall rail length

chrome	£ ex-vat	£ inc-vat
ELE-SR/900-C/P	145.83	175.00



Space
contemporary slide rail kit
with twist control
150cm shower hose and hose retainer
546mm slide rail
680mm overall rail length

chrome	£ ex-vat	£ inc-vat
WG-SPACE/RK-DB-C/P	120.83	145.00



smoothflex
anti-twist silver hose
1/2" x 1/2" conical connection
150cm

silver	£ ex-vat	£ inc-vat
ZOO-HOSE/AT-DB-SIL	41.67	50.00



chrome plated brass
standard bore shower hose
1/2" x 1/2" conical connection

120cm

150cm

200cm

chrome	£ ex-vat	£ inc-vat
--------	----------	-----------

SH-012-120-DB-C/P	25.00	30.00
-------------------	-------	-------

SH-012-150-DB-C/P	29.17	35.00
-------------------	-------	-------

SH-012-200-DB-C/P	33.33	40.00
-------------------	-------	-------

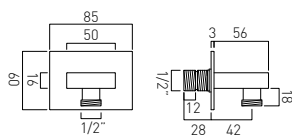


chrome plated brass
large bore shower hose
1/2" x 1/2" conical connection
150cm

chrome	£ ex-vat	£ inc-vat
SH-013-150-DB-CP-LB	33.33	40.00

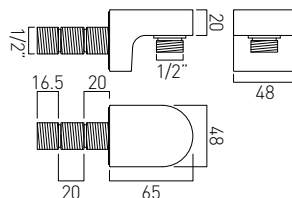


INDIVIDUAL
by VADO



Instinct
wall outlet
1/2\" threaded inlet
1/2\" threaded outlet

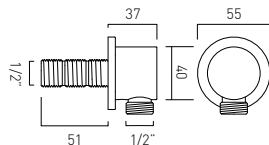
chrome	£ ex-vat	£ inc-vat
INS-OUTLET-C/P	83.33	100.00



Life
wall outlet
1/2\" threaded inlet
1/2\" threaded outlet

chrome	£ ex-vat	£ inc-vat
LIF-OUTLET-C/P	83.33	100.00

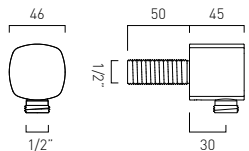
INDIVIDUAL
by VADO



Elements
wall outlet
1/2\" threaded inlet
1/2\" threaded outlet

chrome	£ ex-vat	£ inc-vat
ELE-OUTLET2-CP	62.50	75.00

NEW

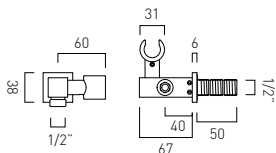


Cameo
wall outlet
1/2\" threaded inlet
1/2\" threaded outlet

chrome	£ ex-vat	£ inc-vat
CAM-OUTLET-CP	50.00	60.00
matt black		
CAM-OUTLET-MB	54.17	65.00
matt white		
CAM-OUTLET-MW	54.17	65.00
satin brass		
CAM-OUTLET-SBR	54.17	65.00

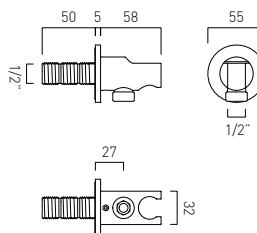


Wall Outlets



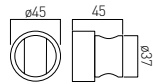
Mix²
integrated outlet
and shower bracket
wall mounted
1/2\" threaded inlet
1/2\" threaded outlet

chrome	£ ex-vat	£ inc-vat
MIX-WE02-CP	137.50	165.00



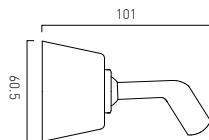
Elements
integrated outlet
and shower bracket
wall mounted
1/2\" threaded inlet
1/2\" threaded outlet

chrome	£ ex-vat	£ inc-vat
ELE-OUTLETBRACK3-CP	75.00	90.00



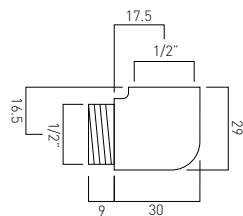
Zoo
contemporary shower bracket
wall mounted

chrome	£ ex-vat	£ inc-vat
Z00-BRACKET-C/P	29.17	35.00



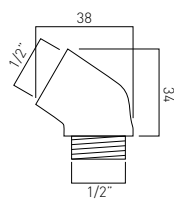
adjustable shower bracket
wall mounted

chrome	£ ex-vat	£ inc-vat
SH-711-BRACKET-C/P	29.17	35.00



bath shower mixer extension elbow
for use with bath shower mixer
to extend the distance between
hose connection and bath tub
in case of protruding pop-up waste

chrome	£ ex-vat	£ inc-vat
WG-130ELBOW-C/P	25.00	30.00


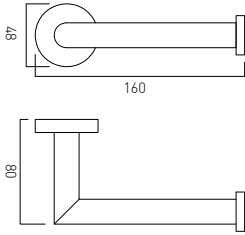


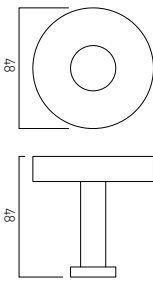


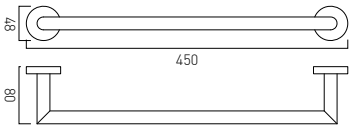



elbow
to suit deck mounted
pull-up handsets
deck mounted

chrome	£ ex-vat	£ inc-vat
WG-ELBOW/45-C/P	25.00	30.00



KNURLED ACCENTS ACCESSORIES

   <p>INDIVIDUAL by VADO</p>	<p>knurled paper holder wall mounted</p>	<table> <tr> <th>chrome</th><th>£ ex-vat</th><th>£ inc-vat</th></tr> <tr> <td>SPA-180-CPK</td><td>58.33</td><td>70.00</td></tr> </table>	chrome	£ ex-vat	£ inc-vat	SPA-180-CPK	58.33	70.00
chrome	£ ex-vat	£ inc-vat						
SPA-180-CPK	58.33	70.00						
   <p>INDIVIDUAL by VADO</p>	<p>knurled robe hook wall mounted</p>	<table> <tr> <th>chrome</th><th>£ ex-vat</th><th>£ inc-vat</th></tr> <tr> <td>SPA-186-CPK</td><td>45.33</td><td>55.00</td></tr> </table>	chrome	£ ex-vat	£ inc-vat	SPA-186-CPK	45.33	55.00
chrome	£ ex-vat	£ inc-vat						
SPA-186-CPK	45.33	55.00						
   <p>INDIVIDUAL by VADO</p>	<p>knurled towel rail wall mounted 450mm (18")</p>	<table> <tr> <th>chrome</th><th>£ ex-vat</th><th>£ inc-vat</th></tr> <tr> <td>SPA-184-45-CPK</td><td>83.33</td><td>100.00</td></tr> </table>	chrome	£ ex-vat	£ inc-vat	SPA-184-45-CPK	83.33	100.00
chrome	£ ex-vat	£ inc-vat						
SPA-184-45-CPK	83.33	100.00						

OMIKA

DESIGNED BY

Sture.



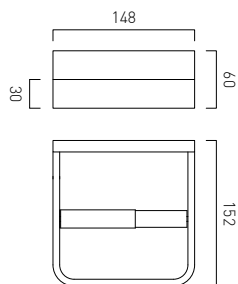
meraki

Gentle and effective with
a scent of fresh mint

www.meraki-shop.dk



INDIVIDUAL
by VADO

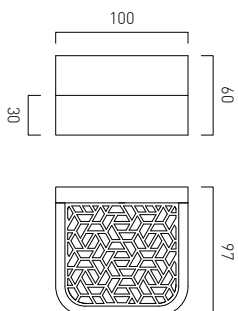


closed paper holder
wall mounted

chrome
OMI-180-C/P

£ ex-vat £ inc-vat
100.00 120.00

INDIVIDUAL
by VADO

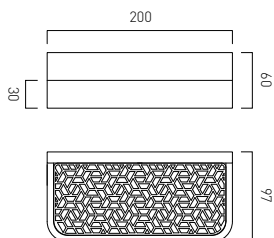


shelf with geometric insert
wall mounted
100mm (4")

chrome
OMI-185-10-C/P

£ ex-vat £ inc-vat
108.33 130.00

INDIVIDUAL
by VADO

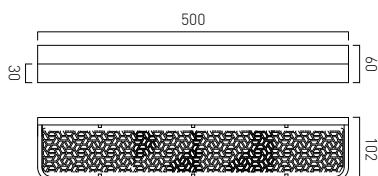



shelf with geometric insert
wall mounted
200mm (8")

chrome
OMI-185-20-C/P

£ ex-vat £ inc-vat
200.00 240.00

INDIVIDUAL
by VADO

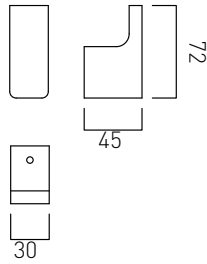


shelf with geometric insert
wall mounted
500mm (20")

chrome
OMI-185-50-C/P

£ ex-vat £ inc-vat
329.17 395.00

INDIVIDUAL
by VADO

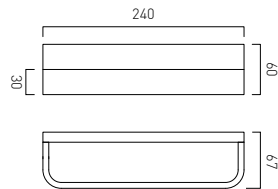


robe hook
wall mounted

chrome
SHA-186-C/P

£ ex-vat £ inc-vat
54.17 65.00

INDIVIDUAL
by VADO




towel bar
wall mounted

chrome
OMI-181-C/P

£ ex-vat £ inc-vat
100.00 120.00

INDIVIDUAL
by VADO

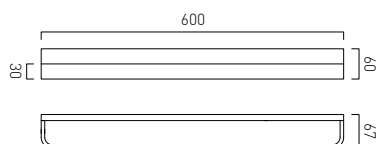


towel rail
wall mounted
450mm (18")

chrome
OMI-184-45-C/P

£ ex-vat £ inc-vat
179.17 215.00

INDIVIDUAL
by VADO



towel rail
wall mounted
600mm (24")

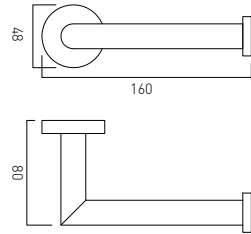
chrome
OMI-184-60-C/P

£ ex-vat £ inc-vat
229.17 275.00



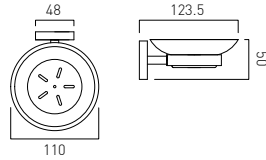


INDIVIDUAL
by VADO



paper holder
wall mounted

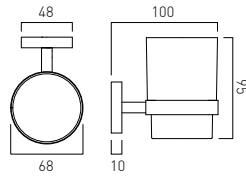
chrome	£ ex-vat	£ inc-vat
SPA-180-C/P	50.00	60.00



frosted glass soap dish and holder
wall mounted

chrome	£ ex-vat	£ inc-vat
SPA-182-C/P	58.33	70.00

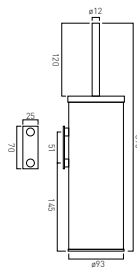
replacement frosted glass soap dish:
ELE-182-GLS



frosted glass tumbler and holder
wall mounted

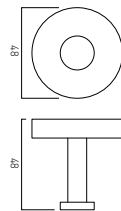
chrome	£ ex-vat	£ inc-vat
SPA-183-C/P	58.33	70.00

replacement frosted glass tumbler:
ELE-TUMBLER-GLS



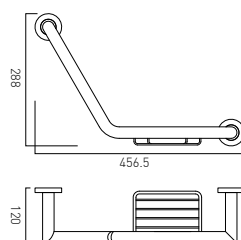
toilet brush
and polished stainless steel holder
wall mounted

stainless steel	£ ex-vat	£ inc-vat
INF-188-C/P	100.00	120.00



robe hook
wall mounted

chrome	£ ex-vat	£ inc-vat
SPA-186-C/P	37.50	45.00



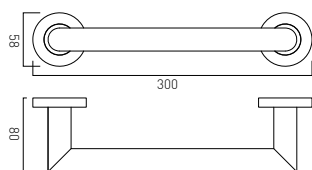
angled grab rail with basket
wall mounted
456mm (18")

chrome	£ ex-vat	£ inc-vat
SPA-1802-C/P	141.67	170.00






INDIVIDUAL
by VADO



grab or towel rail
wall mounted
300mm (12")

chrome
SPA-1801-30-C/P

€ ex-vat € inc-vat
70.83 85.00



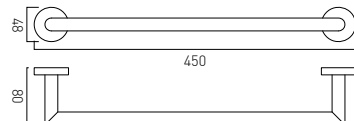
grab or towel rail
wall mounted
450mm (18")

chrome
SPA-1801-45-C/P

€ ex-vat € inc-vat
83.33 100.00



INDIVIDUAL
by VADO



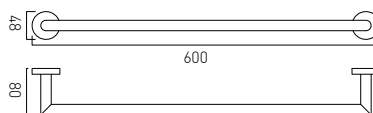
towel rail
wall mounted
450mm (18")

chrome
SPA-184-45-C/P

€ ex-vat € inc-vat
70.83 85.00



INDIVIDUAL
by VADO



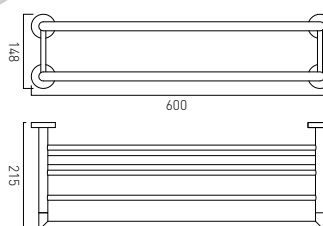
towel rail
wall mounted
600mm (24")

chrome
SPA-184-C/P

€ ex-vat € inc-vat
79.17 95.00



INDIVIDUAL
by VADO

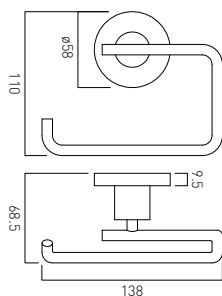


towel shelf with towel rail
wall mounted
600mm (24")

chrome
SPA-185B-C/P

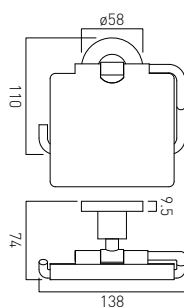
€ ex-vat € inc-vat
241.67 290.00





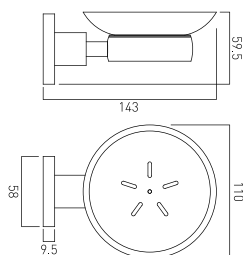
paper holder
wall mounted

	chrome	€ ex-vat	€ inc-vat
ELE-180-C/P		62.50	75.00



covered paper holder
wall mounted

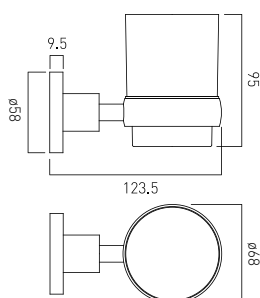
	chrome	€ ex-vat	€ inc-vat
ELE-180A-C/P		66.67	80.00



frosted glass soap dish and holder
wall mounted

	chrome	€ ex-vat	€ inc-vat
ELE-182-C/P		66.67	80.00

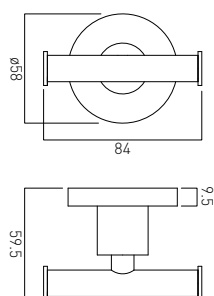
replacement frosted glass soap dish
ELE-182-GLS



frosted glass tumbler and holder
wall mounted

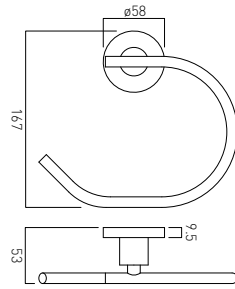
	chrome	€ ex-vat	€ inc-vat
ELE-183-C/P		66.67	80.00

replacement frosted glass tumbler
ELE-TUMBLER-GLS



robe hook
wall mounted

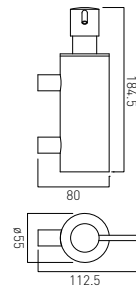
	chrome	€ ex-vat	€ inc-vat
ELE-186-C/P		54.17	65.00



towel ring
wall mounted

chrome
ELE-181-C/P

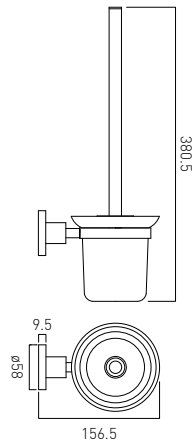
£ ex-vat £ inc-vat
66.67 80.00



soap dispenser
wall mounted

chrome
ELE-182B-C/P

£ ex-vat £ inc-vat
75.00 90.00

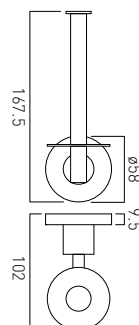


toilet brush and frosted glass holder
wall mounted

chrome
ELE-188-C/P

£ ex-vat £ inc-vat
108.33 130.00


replacement brush
ELE-188-BRUSH



spare paper holder
wall mounted

chrome
ELE-180S-C/P

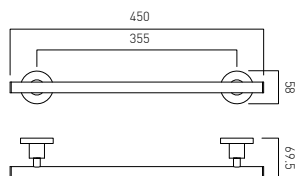
£ ex-vat £ inc-vat
66.67 80.00



frosted glass shelf
wall mounted
chrome brackets
558mm (22")

chrome
ELE-185-C/P

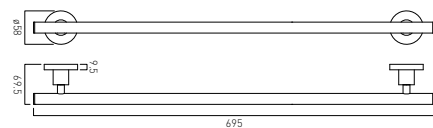
£ ex-vat £ inc-vat
120.83 145.00



towel rail
wall mounted
450mm (18")

chrome
ELE-184-45-C/P

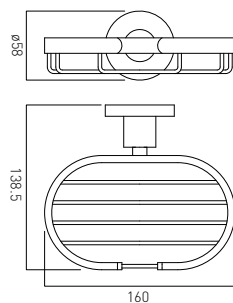
£ ex-vat £ inc-vat
87.50 105.00



towel rail
wall mounted
695mm (27")

chrome
ELE-184-C/P

£ ex-vat £ inc-vat
108.33 130.00



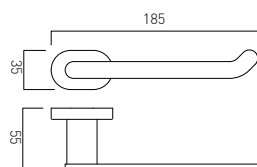
soap holder
wall mounted

chrome
ELE-182A-C/P

£ ex-vat £ inc-vat
91.67 110.00



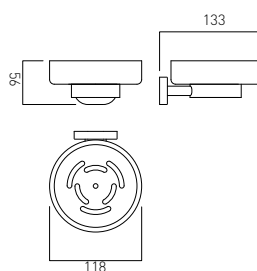
Life



paper holder
wall mounted

chrome
LIF-180-C/P

€ ex-vat € inc-vat
50.00 60.00

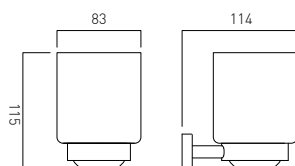


frosted glass soap dish and holder
wall mounted

chrome
LIF-182-C/P

€ ex-vat € inc-vat
58.33 70.00

replacement frosted glass soap dish
ATO-SOAPDISH-GLS

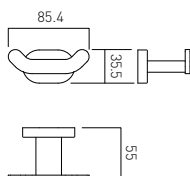


frosted glass tumbler and holder
wall mounted

chrome
LIF-183-C/P

€ ex-vat € inc-vat
58.33 70.00

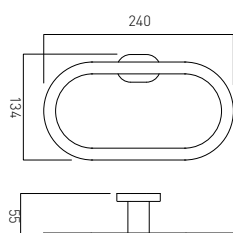
replacement frosted glass tumbler
ATO-TUMBLER-GLS



robe hook
wall mounted

chrome
LIF-186-C/P

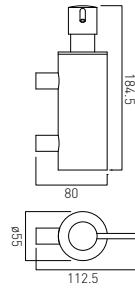
€ ex-vat € inc-vat
37.50 45.00



towel ring
wall mounted

chrome
LIF-181-C/P

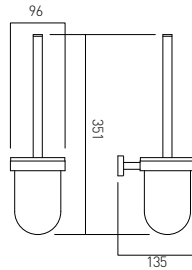
€ ex-vat € inc-vat
79.17 95.00



soap dispenser
wall mounted

chrome
ELE-182B-C/P

£ ex-vat £ inc-vat
75.00 90.00




toilet brush and frosted glass holder
wall mounted

chrome
LIF-188-C/P

replacement brush
LIF-188/H+B-C/P

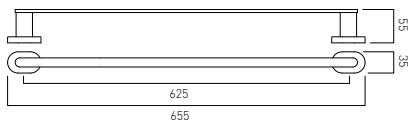
£ ex-vat £ inc-vat
108.33 130.00



towel rail
wall mounted
450mm (18")

chrome
LIF-184-45-C/P

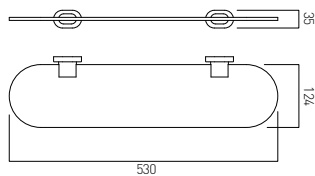
£ ex-vat £ inc-vat
70.83 85.00



towel rail
wall mounted
655mm (26")

chrome
LIF-184-C/P

£ ex-vat £ inc-vat
79.17 95.00



frosted glass shelf
wall mounted
chrome brackets
530mm (21")

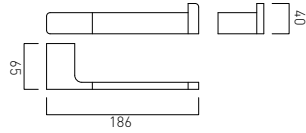
chrome
LIF-185-C/P

£ ex-vat £ inc-vat
95.83 115.00



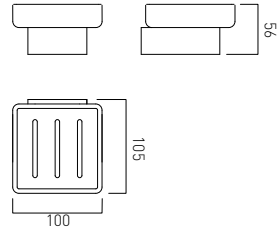


INDIVIDUAL
by VADO



paper holder
wall mounted

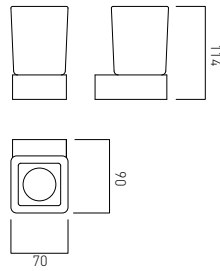
chrome	£ ex-vat	£ inc-vat
SHA-180-C/P	75.00	90.00



frosted glass soap dish and holder
wall mounted

chrome	£ ex-vat	£ inc-vat
SHA-182-C/P	87.50	105.00



replacement frosted glass soap dish
SHA-SOAPDISH-GLS



frosted glass tumbler and holder
wall mounted

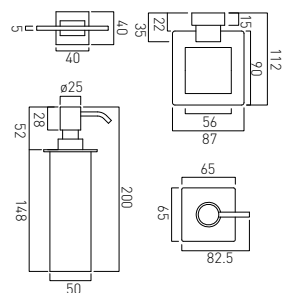
chrome	£ ex-vat	£ inc-vat
SHA-183-C/P	87.50	105.00

replacement frosted glass tumbler
SHA-TUMBLER-GLS



double towel rail
wall mounted
350mm (14")

chrome	£ ex-vat	£ inc-vat
SHA-184B-C/P	108.33	130.00

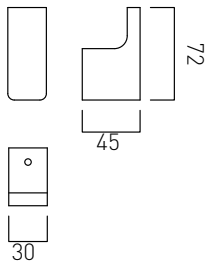


soap dispenser
wall mounted

chrome	£ ex-vat	£ inc-vat
LEV-182B-C/P	125.00	150.00



INDIVIDUAL
by VADO




robe hook
wall mounted

chrome
SHA-186-C/P

£ ex-vat £ inc-vat
54.17 65.00

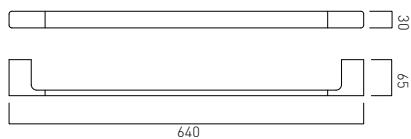

INDIVIDUAL
by VADO



towel rail
wall mounted
450mm (18")

chrome
SHA-184-45-C/P

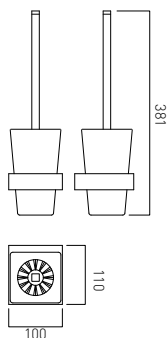
£ ex-vat £ inc-vat
129.17 155.00



towel rail
wall mounted
640mm (25")

chrome
SHA-184-C/P

£ ex-vat £ inc-vat
150.00 180.00



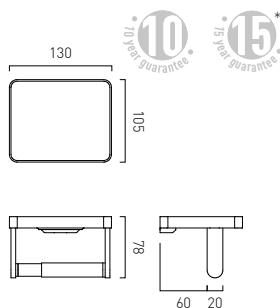
toilet brush and frosted glass holder
wall mounted

chrome
SHA-188-C/P

£ ex-vat £ inc-vat
150.00 180.00

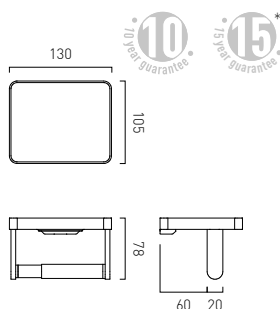
replacement brush
SQU-188-BRUSH



NEW


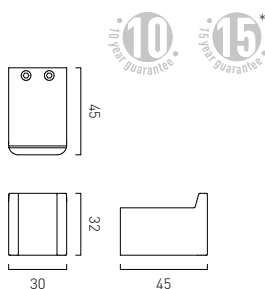
closed paper holder
with black glass shelf
wall mounted

	£ ex-vat	£ inc-vat
black glass / chrome MUS-180-BLK-CP	54.17	65.00
black glass / matt black MUS-180-BLK-MB	62.50	75.00
black glass / satin brass MUS-180-BLK-SBR	62.50	75.00

NEW


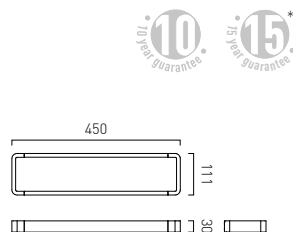

closed paper holder
with white glass shelf
wall mounted

	£ ex-vat	£ inc-vat
white glass / chrome MUS-180-WHT-CP	54.17	65.00
white glass / matt white MUS-180-WHT-MW	62.50	75.00
white glass / satin brass MUS-180-WHT-SBR	62.50	75.00

NEW


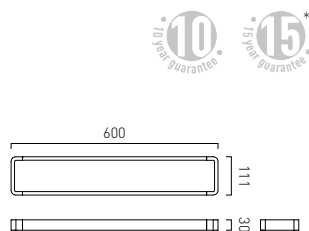

robe hook
wall mounted

	£ ex-vat	£ inc-vat
chrome MUS-186-CP	29.17	35.00
matt black MUS-186-MB	33.33	40.00
matt white MUS-186-MW	33.33	40.00
satin brass MUS-186-SBR	33.33	40.00

NEW


450mm towel bar or shelf frame
wall mounted

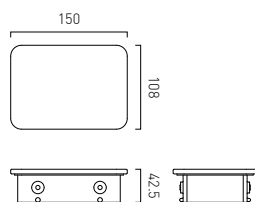
	£ ex-vat	£ inc-vat
chrome MUS-184-45-CP	100.00	120.00
matt black MUS-184-45-MB	116.67	140.00
matt white MUS-184-45-MW	116.67	140.00
satin brass MUS-184-45-SBR	116.67	140.00

NEW


600mm towel bar or shelf frame
wall mounted

	£ ex-vat	£ inc-vat
chrome MUS-184-60-CP	116.67	140.00
matt black MUS-184-60-MB	133.33	160.00
matt white MUS-184-60-MW	133.33	160.00
satin brass MUS-184-60-SBR	133.33	160.00

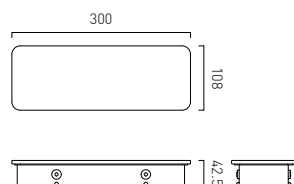
NEW



150mm glass shelf insert
(for use with MUS-184-45 / MUS-184-60)

	£ ex-vat	£ inc-vat
black glass MUS-085-15-BLK	16.67	20.00
white glass MUS-085-15-WHT	16.67	20.00

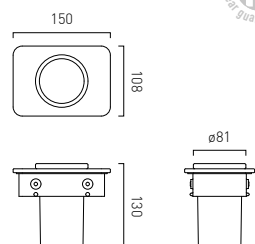
NEW



300mm glass shelf insert
(for use with MUS-184-45 / MUS-184-60)

	£ ex-vat	£ inc-vat
black glass MUS-085-30-BLK	33.33	40.00
white glass MUS-085-30-WHT	33.33	40.00

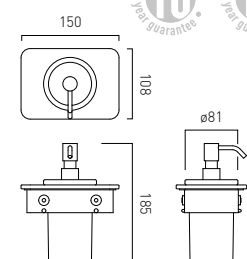
NEW



frosted glass tumbler with 150mm glass insert
(for use with MUS-184-45 / MUS-184-60)

	£ ex-vat	£ inc-vat
black glass MUS-083-BLK	33.33	40.00
white glass MUS-083-WHT	33.33	40.00

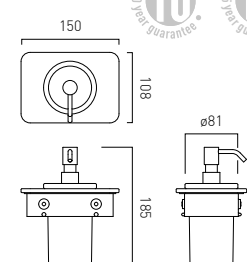
NEW



frosted glass with brass soap dispenser
with 150mm black glass insert
(for use with MUS-184-45 / MUS-184-60)

	£ ex-vat	£ inc-vat
black glass / chrome MUS-082B-BLK-CP	50.00	60.00
black glass / matt black MUS-082B-BLK-MB	58.33	70.00
black glass / satin brass MUS-082B-BLK-SBR	58.33	70.00

NEW



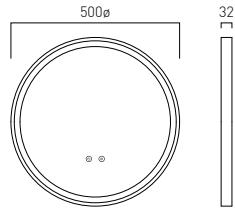
frosted glass with brass soap dispenser
with 150mm white glass insert
(for use with MUS-184-45 / MUS-184-60)

	£ ex-vat	£ inc-vat
white glass / chrome MUS-082B-WHT-CP	50.00	60.00
white glass / matt white MUS-082B-WHT-MW	58.33	70.00
white glass / satin brass MUS-082B-WHT-SBR	58.33	70.00



Cameo®

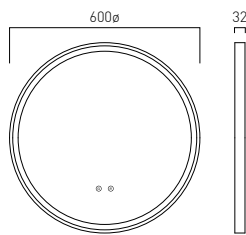
NEW



500mm round illuminated mirror
 separate power / demister controls
 adjustable light intensity and colour from bright
 to warm white
 30 minute auto turn off timer on the demister
 IP44 Rating
 wall mounted

	£ ex-vat	£ inc-vat
satin chrome CAM-M5I-RO-SC	250.00	300.00
matt black CAM-M5I-RO-MB	250.00	300.00
matt white CAM-M5I-RO-MW	250.00	300.00
satin brass CAM-M5I-RO-SBR	250.00	300.00

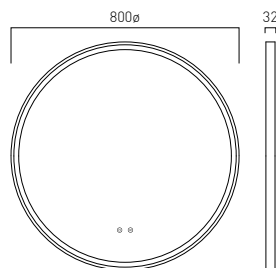
NEW



600mm round illuminated mirror
 separate power / demister controls
 adjustable light intensity and colour from bright
 to warm white
 30 minute auto turn off timer on the demister
 IP44 Rating
 wall mounted

	£ ex-vat	£ inc-vat
satin chrome CAM-M6I-RO-SC	291.67	350.00
matt black CAM-M6I-RO-MB	291.67	350.00
matt white CAM-M6I-RO-MW	291.67	350.00
satin brass CAM-M6I-RO-SBR	291.67	350.00

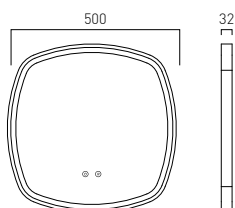
NEW



800mm round illuminated mirror
 separate power / demister controls
 adjustable light intensity and colour from bright
 to warm white
 30 minute auto turn off timer on the demister
 IP44 Rating
 wall mounted

	£ ex-vat	£ inc-vat
satin chrome CAM-M8I-RO-SC	333.33	400.00
matt black CAM-M8I-RO-MB	333.33	400.00
matt white CAM-M8I-RO-MW	333.33	400.00
satin brass CAM-M8I-RO-SBR	333.33	400.00

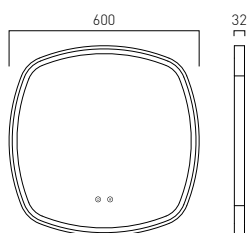
NEW



500mm soft square illuminated mirror
 separate power / demister controls
 adjustable light intensity and colour from bright
 to warm white
 30 minute auto turn off timer on the demister
 IP44 Rating
 wall mounted

satin chrome	£ ex-vat	£ inc-vat
CAM-M5I-SQ-SC	291.67	350.00
matt black		
CAM-M5I-SQ-MB	291.67	350.00
matt white		
CAM-M5I-SQ-MW	291.67	350.00
satin brass		
CAM-M5I-SQ-SBR	291.67	350.00

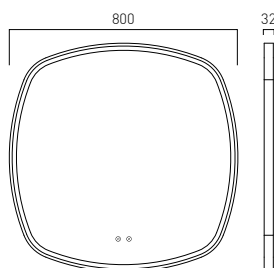
NEW



600mm soft square illuminated mirror
 separate power / demister controls
 adjustable light intensity and colour from bright
 to warm white
 30 minute auto turn off timer on the demister
 IP44 Rating
 wall mounted

satin chrome	£ ex-vat	£ inc-vat
CAM-M6I-SQ-SC	333.33	400.00
matt black		
CAM-M6I-SQ-MB	333.33	400.00
matt white		
CAM-M6I-SQ-MW	333.33	400.00
satin brass		
CAM-M6I-SQ-SBR	333.33	400.00

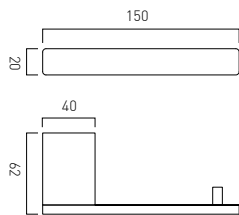

NEW



800mm soft square illuminated mirror
 separate power / demister controls
 adjustable light intensity and colour from bright
 to warm white
 30 minute auto turn off timer on the demister
 IP44 Rating
 wall mounted

satin chrome	£ ex-vat	£ inc-vat
CAM-M8I-SQ-SC	458.33	550.00
matt black		
CAM-M8I-SQ-MB	458.33	550.00
matt white		
CAM-M8I-SQ-MW	458.33	550.00
satin brass		
CAM-M8I-SQ-SBR	458.33	550.00

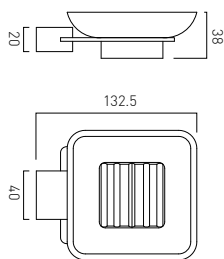




paper holder
wall mounted

chrome
PHA-180-C/P

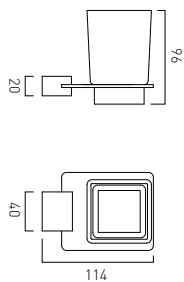

£ ex-vat £ inc-vat
50.00 60.00



frosted glass soap dish and holder
wall mounted

chrome
PHA-180-C/P

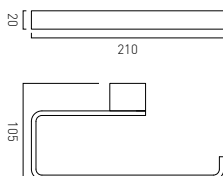
£ ex-vat £ inc-vat
58.33 70.00



frosted glass tumbler and holder
wall mounted

chrome
PHA-181-C/P


£ ex-vat £ inc-vat
58.33 70.00



towel ring
wall mounted

chrome
PHA-181-C/P



£ ex-vat £ inc-vat
62.50 75.00



towel rail
wall mounted
450mm (18")

chrome
PHA-184-45-C/P

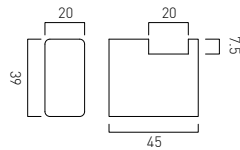

£ ex-vat £ inc-vat
70.83 85.00



towel rail
wall mounted
600mm (24")

chrome
PHA-184-C/P



£ ex-vat £ inc-vat
79.17 95.00



robe hook
wall mounted

chrome
PHA-186-C/P

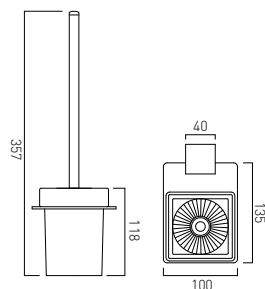
£ ex-vat £ inc-vat
37.50 45.00



frosted glass shelf
wall mounted
558mm (22")

chrome
PHA-185-C/P

£ ex-vat £ inc-vat
95.83 115.00



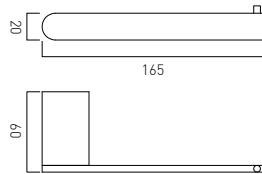
toilet brush and frosted glass holder
wall mounted

chrome
PHA-188-C/P

£ ex-vat £ inc-vat
108.33 130.00



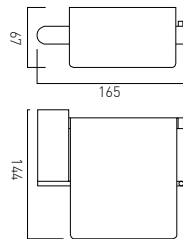




paper holder
wall mounted

chrome
PHO-180-C/P

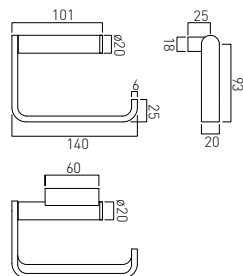
£ ex-vat £ inc-vat
50.00 60.00



covered paper holder
wall mounted

chrome
PHO-180A-C/P

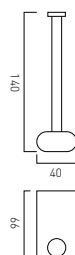
£ ex-vat £ inc-vat
83.33 100.00



paper holder
wall mounted

chrome
INF-180-C/P

£ ex-vat £ inc-vat
79.17 95.00

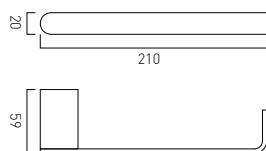


spare paper holder
wall mounted

chrome
PHO-180S-C/P

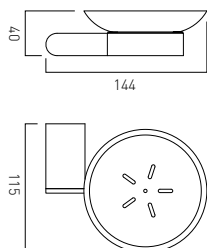
£ ex-vat £ inc-vat
50.00 60.00





small towel bar
wall mounted

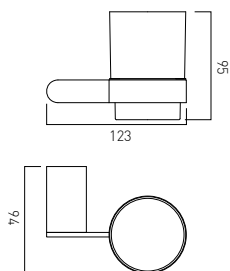
	chrome	£ ex-vat	£ inc-vat
	PHO-181-C/P	62.50	75.00



frosted glass soap dish and holder
wall mounted

	chrome	£ ex-vat	£ inc-vat
	PHO-182-C/P	58.33	70.00

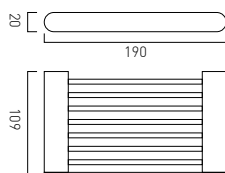
replacement frosted glass soap dish:
ELE-182-GLS



frosted glass tumbler and holder
wall mounted

	chrome	£ ex-vat	£ inc-vat
	PHO-183-C/P	58.33	70.00


replacement frosted glass tumbler:
ELE-TUMBLER-GLS



soap holder
wall mounted

	chrome	£ ex-vat	£ inc-vat
	PHO-182A-C/P	91.67	110.00


INDIVIDUAL
by VADO



shelf
wall mounted
380mm (15")

	chrome	£ ex-vat	£ inc-vat
	PHO-185A-CP	108.33	130.00

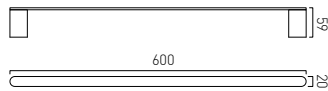

INDIVIDUAL
by VADO



towel rail
wall mounted
450mm (18")

chrome
PHO-184-45-C/P

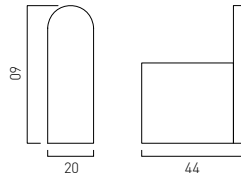
£ ex-vat £ inc-vat
70.83 85.00



towel rail
wall mounted
600mm (24")

chrome
PHO-184-C/P


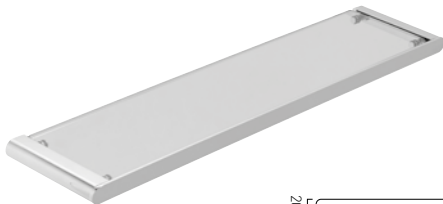
£ ex-vat £ inc-vat
79.17 95.00



robe hook
wall mounted

chrome
PHO-186-C/P

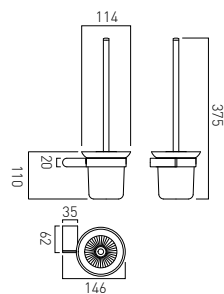
£ ex-vat £ inc-vat
37.50 45.00



clear glass shelf
wall mounted
573mm (23")

chrome
PHO-185-C/P

£ ex-vat £ inc-vat
133.33 160.00



toilet brush and frosted glass holder
wall mounted

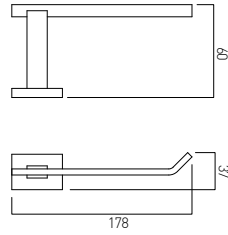
chrome
PHO-188-C/P

£ ex-vat £ inc-vat
108.33 130.00





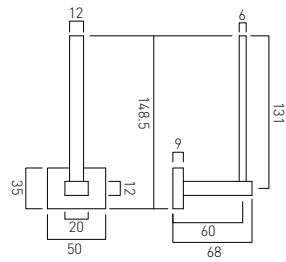
Level



paper holder
wall mounted

chrome
LEV-180-C/P

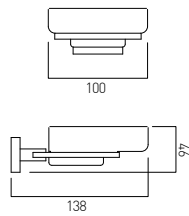

£ ex-vat £ inc-vat
54.17 65.00



spare paper holder
wall mounted

chrome
LEV-180S-C/P

£ ex-vat £ inc-vat
54.17 65.00

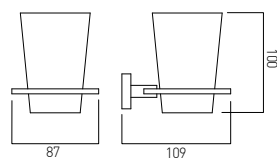


frosted glass soap dish and holder
wall mounted

chrome
LEV-182-C/P

£ ex-vat £ inc-vat
62.50 75.00

replacement frosted glass soap dish
LEV-SOAPDISH-GLS



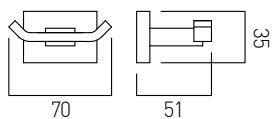

frosted glass tumbler and holder
wall mounted

chrome
LEV-183-C/P

£ ex-vat £ inc-vat
62.50 75.00

replacement frosted glass tumbler
LEV-TUMBLER-GLS

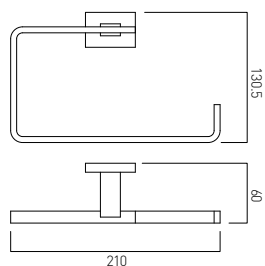




robe hook
wall mounted

chrome
LEV-186-C/P

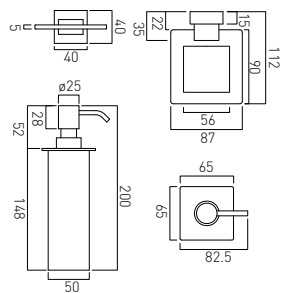
£ ex-vat £ inc-vat
45.83 55.00



towel ring
wall mounted

chrome
LEV-181-C/P

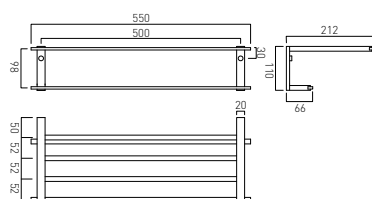
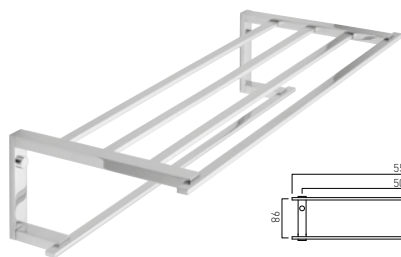
£ ex-vat £ inc-vat
66.67 80.00



soap dispenser
wall mounted

chrome
LEV-182B-C/P

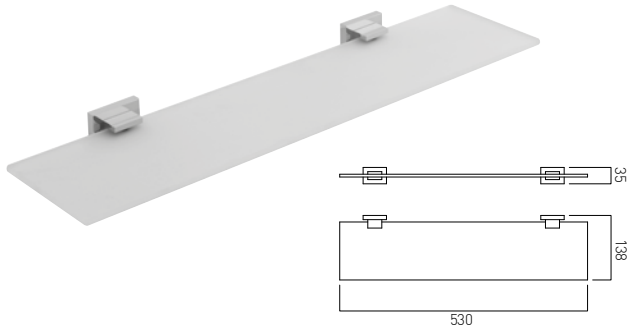
£ ex-vat £ inc-vat
125.00 150.00



towel shelf with towel rail
wall mounted
550mm (22")

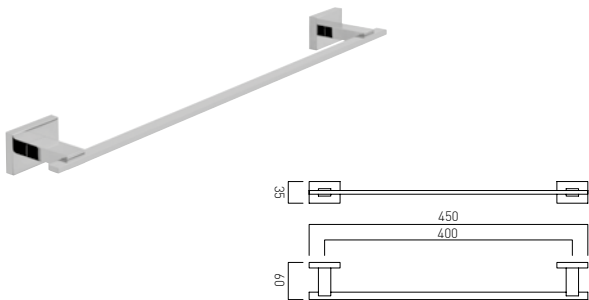
chrome
LEV-185B-C/P

£ ex-vat £ inc-vat
258.33 310.00



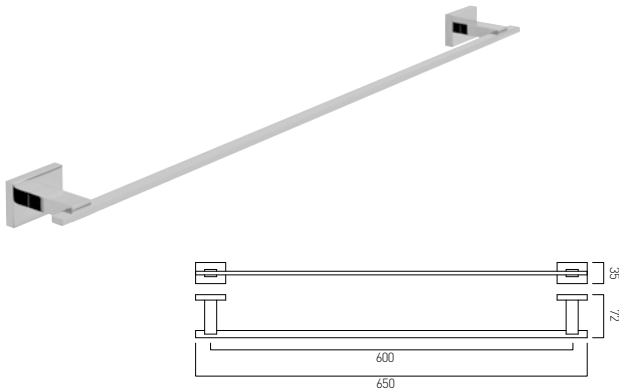
frosted glass shelf
wall mounted
chrome brackets
530mm (21")

	£ ex-vat	£ inc-vat
chrome LEV-185-C/P	95.83	115.00



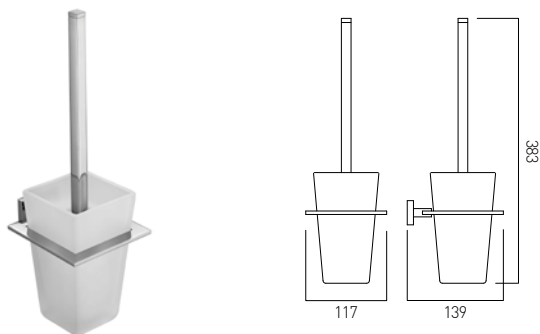
towel rail
wall mounted
450mm (18")

	£ ex-vat	£ inc-vat
chrome LEV-184-45-C/P	87.50	105.00



towel rail
wall mounted
650mm (26")

	£ ex-vat	£ inc-vat
chrome LEV-184-C/P	95.83	115.00



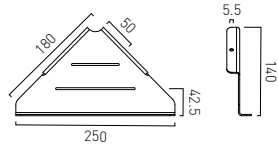

toilet brush and frosted glass holder
wall mounted

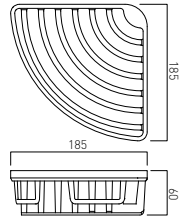

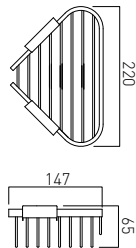

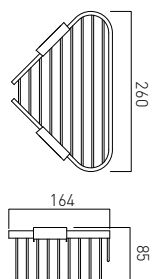

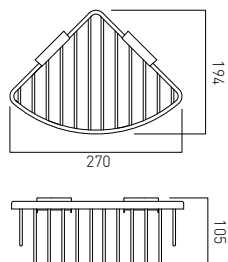
	£ ex-vat	£ inc-vat
chrome LEV-188-C/P	108.33	130.00
replacement brush SQU-188-BRUSH		

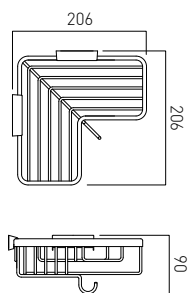




NEW

corner shelf
wall mountedchrome
SHF-18501-CP£ ex-vat £ inc-vat
41.67 50.00

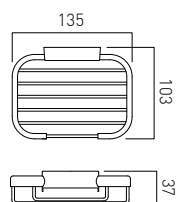
INDIVIDUAL
by VADO
removable triangular corner basket
wall mountedchrome
BAS-2000-C/P£ ex-vat £ inc-vat
116.67 140.00medium triangular corner basket
wall mountedchrome
BAS-2015M-C/P£ ex-vat £ inc-vat
54.17 65.00large triangular corner basket
wall mountedchrome
BAS-2015L-C/P£ ex-vat £ inc-vat
116.67 140.00large triangular corner basket
wall mountedchrome
BAS-2012-C/P£ ex-vat £ inc-vat
95.83 115.00



corner basket with hook
wall mounted

chrome
BAS-2014-C/P

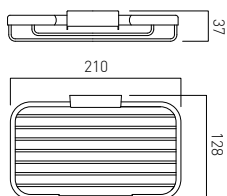
£ ex-vat £ inc-vat
141.67 170.00



small rectangular basket
wall mounted

chrome
BAS-2001-C/P

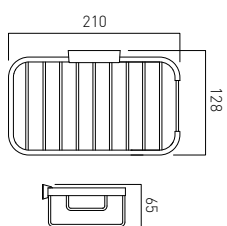

£ ex-vat £ inc-vat
45.83 55.00



medium rectangular basket
wall mounted

chrome
BAS-2002-C/P

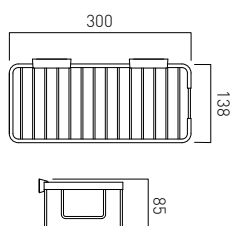
£ ex-vat £ inc-vat
54.17 65.00



medium rectangular basket
wall mounted

chrome
BAS-2016M-C/P

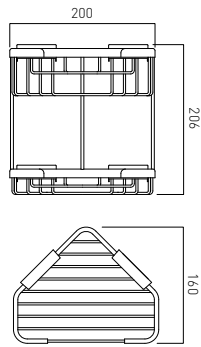
£ ex-vat £ inc-vat
75.00 90.00



large rectangular basket
wall mounted

chrome
BAS-2016L-C/P

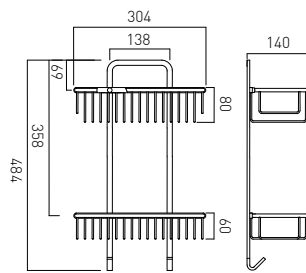
£ ex-vat £ inc-vat
87.50 105.00



large double triangular corner basket
wall mounted

chrome
BAS-2013-C/P

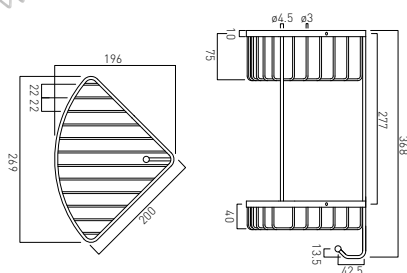
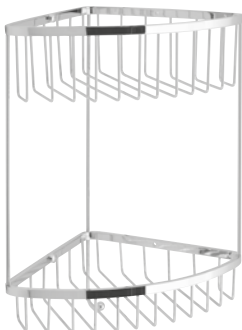
£ ex-vat £ inc-vat
116.67 140.00



large rectangular double basket
wall mounted

chrome
BAS-2003-C/P

£ ex-vat £ inc-vat
195.83 235.00



large double triangular corner basket
with integral hook
wall mounted

chrome
BAS-2004-C/P

£ ex-vat £ inc-vat
154.17 185.00

HOW TO ORDER H₂E_{CO}®

VADO H₂E_{CO}® flow regulators can provide immediate savings on water and energy bills without compromising on performance.

Many VADO products are fitted as standard with our new Neoperl aerators, look out for this symbol **H₂E_{CO}®** throughout the catalogue.

For products that do not have **H₂E_{CO}®** fitted as standard, look out for the **H₂E_{CO}®** and the appropriate flow regulator product code for you to order.

For example:

To see immediate savings in energy bills products fitted as standard are displayed like this:



chrome	€ ex-vat	€ inc-vat
PHA-200F/SB-C/P	216.67	260.00
H₂E_{CO}™		
5 l/m flow regulator fitted as standard		

To save up to 75% water usage on an AQUABLADE shower head you order:



stainless steel / chrome	€ ex-vat	€ inc-vat
AQB-RQ/20-C/P	162.50	195.00
and		
H₂E_{CO}™		
FR-SHOWER/9-PLA	8.33	10.00

SAVE WATER. SAVE MONEY. SAVE THE PLANET

VADO H₂E_{CO}® flow regulators both protect the environment and effectively reduce your carbon footprint.



replaces aerator in most mono basin mixers
regulating flow to 5 litres per minute

	€ ex-vat	€ inc-vat
FR-100/5-PLA	11.67	14.00
FR-100/5-B-PLA	11.67	14.00



placed in tails of basin pillar taps or between
shower head and fixed arm regulating flow to
between 4 and 9 litres per minute

	€ ex-vat	€ inc-vat
FR-106/4-PLA (tails)	8.33	10.00
FR-106/5-PLA (tails)	8.33	10.00
FR-106/6-PLA (tails)	8.33	10.00
FR-106/9-PLA (tails)	8.33	10.00
FR-SHOWER/9-PLA (shower)	8.33	10.00



placed in flexible tails of some VADO mixers
regulating flow to between 5 and 9 litres per minute

	€ ex-vat	€ inc-vat
FR-FLEXI/5-PLA	8.33	10.00
FR-FLEXI/8-PLA	8.33	10.00
FR-FLEXI/9-PLA	8.33	10.00



placed on shower outlet of all
bath and shower mixers or handset inlets
regulating flow to 6 or 9 litres per minute

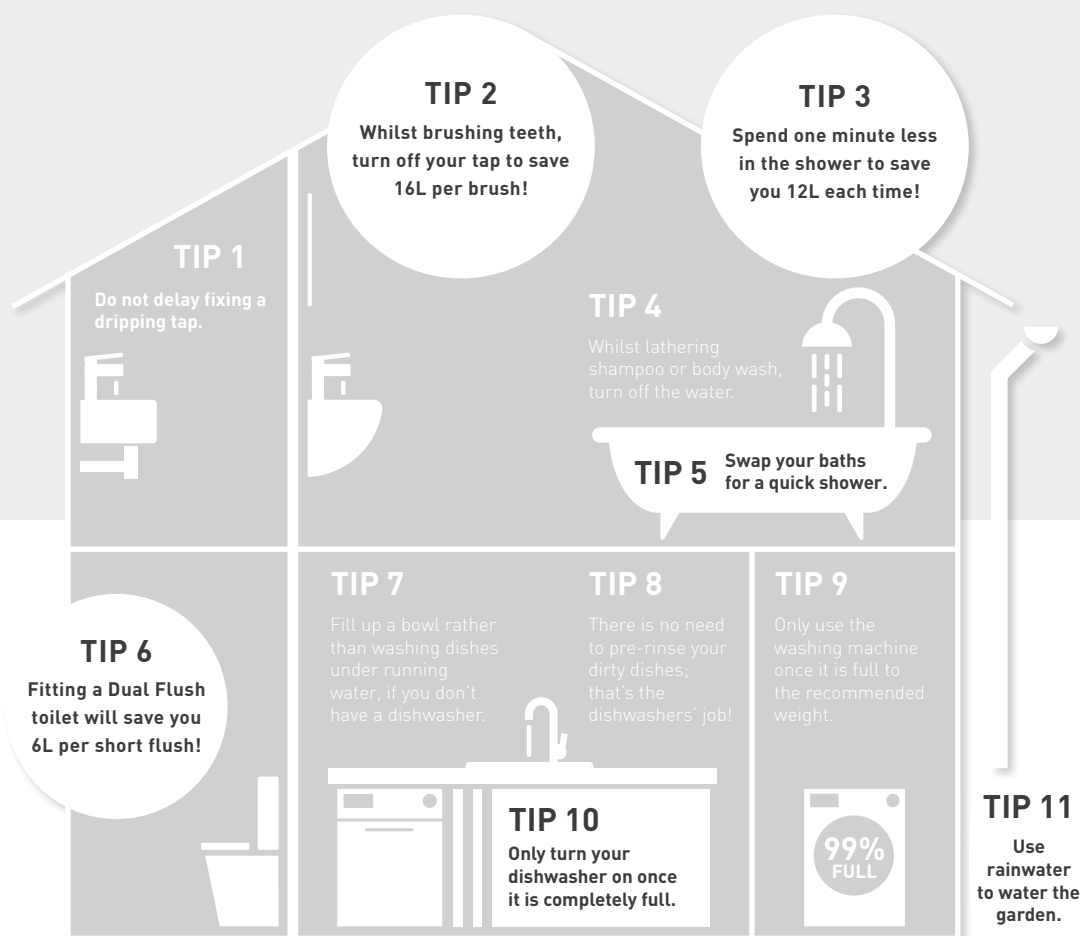
	€ ex-vat	€ inc-vat
FR-SHOWER/6-C/P	13.33	16.00
FR-SHOWER/9-C/P	13.33	16.00

EVERY DROP MATTERS

In addition to our water and energy saving product offering, we have some more helpful hints and tips to help your customers start their journey to a water-smart life.



SCAN TO
READ MORE



Lined area for notes.



301

Handwriting practice lines consisting of alternating light gray and white horizontal bands, each containing a thin blue line for letter height guidance.

RETURNS PROCEDURE

Note to retailers: We do not operate a sale or return policy. However in the event that you need to return products to us for any reason the following procedure should help to ensure that we handle your request efficiently.

Please note goods which are no longer required and that have been held by you for longer than three months from date of invoice cannot be considered for return and credit.

A Collection Request in the form of a Debit Note or VADO Collection Request Note should be emailed to our Collections Department:

- e-mail: collections@vado.com
 - Direct Telephone No: 01934 745154

We require the following details in order to process the necessary paperwork: Item stock code, finish & quantity of item(s) to be returned. The relevant Invoice Number or Delivery Note Number and the reason for return of the item(s).

- Our Collections Department will process the paperwork and after the collection request has been authorised, we will forward by post a self-adhesive label(s) for you to confirm all details and attach to the parcel(s). You will also receive a Returned Goods Authorisation Note. The details of this note need to be checked and signed by you. This note is to be enclosed in the parcel being returned. A copy of the Returned Goods Authorisation Note for your records will also be enclosed with the label. If you have any queries whatsoever, regarding the collection, please

- telephone our Collections Department, on receipt of label(s) 01934 745154. All goods are to be suitably packaged before despatch to VADO, i.e. presentation boxes packed inside an outer box. Goods received back in anything other than re-saleable condition, may result in a request for credit being refused.

- With the exception of faulty or damaged goods, all goods being returned will be subject to a 25% re-stocking charge with a minimum £15 charge being applicable.

- If items are received damaged or faulty, no charge is made for returning the goods to us. Please note: shortages and damages must be notified within 2 days of receipt of goods. Notification outside of the 2-day period will void any claim. If after our inspection a product is found to be defective due to a manufacturing fault, we will issue a credit or a free of charge replacement.

- Our collections department will liaise with your designated contact, confirming the total number of boxes packed ready for collection and a mutually convenient collection date will be arranged.

CLAIMS FOR RE-FIXING

In the event that you have a claim for re-fitting or repair of a faulty product, please contact our Technical department on 01934 745163. All claims for re-fixing charges must be authorised by us before any work is undertaken. Claims for re-fixing that are made after work has been undertaken will be rejected.

GUARANTEE

All VADO products come with a 2 year guarantee as standard. Within this guarantee period VADO will provide replacement parts and any labour [SEE NOTE 1] needed to complete the product repair.

This standard guarantee may be extended by registering your product to give up to a 15 year guarantee period. Once registered:

VADO ceramic basins and toilets have a 25 year guarantee.

Booth & Co. chrome and nickel brassware products have a 15 year guarantee (2 years parts and labour plus 13 years parts only).

VADO chromed brassware and stainless steel products have a 15 year guarantee (2 years parts and labour plus 13 years parts only).

Brassware products from the Individual by VADO collection have a 15 year guarantee (2 years parts and labour plus 13 years parts only).

Powder coated brassware products from the VADO collection have a 10 year guarantee.

VADO mineral basins, worktops, furniture, mirror parts, flush plates and towel warmers have a 6 year guarantee.

VADO toilet seats have a 5 year guarantee.

VADO mirror electronics have a 2 year guarantee.

VADO Identity and i-tech products have a 5 year guarantee (2 year parts and labour plus 3 years parts only).

Axes by VADO products have a 10 year guarantee (2 years parts and labour plus 8 years parts only). Axes by VADO electric showers have a 2 years parts and labour guarantee.

All other VADO products have a 3 year guarantee (2 years parts and labour plus 1 year parts only) [SEE NOTE 2].

GUARANTEE CONDITIONS

Our products are guaranteed against manufacturing defects from the date of purchase until the expiry of the relevant guarantee period shown above.

The guarantee is only valid if:

- The product has been installed, used and maintained (maintenance guidelines can be viewed here) in accordance with VADO's instructions and subjected to normal use only.
- The defect is not due to use of an unsuitable or inadequate water or power supply.

- The defect is not due to accident, misuse, neglect or incorrect/inappropriate repair (other than by VADO or VADO authorised agents) or damage caused by foreign objects or substances.

- The extended guarantee is only available if you have completed the Guarantee Registration Process. This can be done via the VADO website or via phone to our aftersales team. Registration must be completed within 6 months from date of purchase. Under the extended guarantee period VADO will, at its option, offer to supply any replacement product (or component part) assessed to be defective [SEE NOTE 3]. The guarantee (whether standard or extended) is non-transferable to any subsequent owner.

All claims under the guarantee should be notified in the first instance to our Aftersales department, contact details below, this must be done no later than the last day of the relevant guarantee period. All claims must be accompanied by proof of purchase (sales receipt or delivery note) from an official VADO dealer.

The guarantee does not extend to any consequential loss or damage.

After repair or replacement, the relevant guarantee period will be calculated from the original date of purchase.

VADO operates a policy of continuous product development and therefore reserves the right to change the product, packaging and documentation specifications without notice.

NOTES:

- [1] Labour via our engineer network is only available in the UK. Attendance by a VADO engineer or sub-contract engineer will be under our standard terms and conditions.
- [2] VADO spare parts and shower hoses are under a parts only guarantee.
- [3] VADO reserves the right to charge in advance for a product (or replacement part) pending collection and investigation (at VADO expense) to confirm a defect is due to a manufacturing issue. If a defect is found the charge will be refunded or cancelled.

This guarantee is in addition to and does not affect your statutory rights as a consumer.

CLAIMS:

Tel: 01934 745163 **Email:** aftersales@vado.com

GUARANTEE:

Tel: 01934 315699 **Email:** guarantee@vado.com

RETURNS AND RE-FIXING

DEFINITIONS

In these conditions 'the Company' shall mean VADO, a division of Norcros Group (Holdings) Limited, 'the purchaser' shall mean the person, firm or company to whom any quotation is addressed or with whom any contract is made and 'the goods' shall mean the goods and/or services agreed to be sold by the Company to the purchaser.

1. QUOTATION AND ACCEPTANCE

- (a) All quotations are given and all orders are accepted on these terms which shall apply to the exclusion of and shall override any other terms stipulated or referred to by the purchaser whether in its order or any other document, or in any negotiations or communication or course of dealing established between the Company and the purchaser;
- (b) No modification or amendment of these terms or addition thereto shall be effective unless made in writing and signed by a director of the Company.

2. DESCRIPTION OF AND STATEMENTS AS TO GOODS

- (a) Save where the goods are stated to be sold as complying with a recognised trade or industry standard, all descriptions, specifications, drawings and particulars of weights and dimensions submitted by the Company or otherwise contained in the Company's catalogues, brochures, price lists, quotations and publicity materials are approximate only and the Company shall not be liable for their accuracy unless they are expressly incorporated into the contract in writing;
- (b) These terms represent the entire agreement between the Company and the purchaser relating to the goods and such terms supersede and the purchaser shall not place any reliance upon any statements, recommendations and advice whether oral or in writing given (whether before or after the acceptance by the Company of the purchaser's order) by the Company, its servants or agents as to any matter relating to the goods save where such statement, recommendations or advice is given in writing and signed by a director of the Company in response to a specific written request from the purchaser before or at the time of the Company's acceptance of the order.

3. PRICES

Prices quoted by the Company are those in effect at the date of quotation. Unless otherwise agreed in writing, the Company reserves the right to increase prices when it accepts the purchaser's order so as to reflect one or more of the following:

- (a) any variation that may have occurred in the costs of labour, materials, suppliers overheads and transport;
- (b) any change in duty, tax, surcharge or levy of any kind whatsoever affecting the sale price of the goods;
- (c) any cost to the Company resulting from delay by the purchaser in giving to the Company information sufficient to enable it to supply the goods or provide the services or resulting from any alteration made at the request of the purchaser in the specification of the goods or in the place to which they are to be delivered or shipped;
- (d) any extra cost to the Company resulting from the goods being carried at the request of the purchaser by mode of transport more expensive than the Company's normal form of transport.

4. PAYMENT

- (a) Unless otherwise agreed in writing, the price for the goods will be due and payable on the last business day of the month following delivery;
- (b) The Company shall be entitled to charge interest on any part of the price which is not paid in accordance with clause (a) at the rate per annum of 3% above the Base Rate of Lloyds Banking Group from time to time;
- (c) Time of payment is of the essence and if the purchaser defaults in punctual payment of the price the Company shall be entitled to terminate the contract and recover the goods at the purchaser's expense without prejudice to any further rights which the Company may have;
- (d) Any default in payment of an invoice or an instalment payment on an invoice on the due date shall render the entire balance outstanding on all invoices from the Company to the purchaser immediately payable in full without demand being made notwithstanding any contrary provisions as to terms of payment in any one or all invoices;
- (e) If the purchaser fails to give all instructions reasonably required by the Company and all necessary document, licences, consents and authorities for forwarding the goods or is unable to accept delivery of the goods at the time when the goods are due and ready for despatch or delivery or shall otherwise cause or request delay, the purchaser shall pay to the Company all costs and expenses, including storage and insurance charges incurred or arising from such delay during which, at the Company's absolute discretion if its storage facilities permit, the goods will be stored at the purchaser's sole risk. This provision shall be in addition to and not in substitution for any other payment or damages for which the purchaser may be liable in respect of his failure to take delivery at the appropriate date;
- (f) The purchaser shall not be entitled to make any deduction from the price of goods which have been delivered to the purchaser in respect of any set off or counterclaim unless both the validity and the amount thereof have been expressly admitted in writing by the Company and such admission is signed by a director of the Company;
- (g) In the absence of any specific appropriation by the purchaser, the Company shall have the right to appropriate any payment made by the purchaser towards the satisfaction of any invoice outstanding from time to time as the Company shall in its absolute discretion think fit.

5. DELIVERY

- (a) Any time or date stated for delivery is given and intended as an estimate only and the Company shall not be liable for any loss or damage whatsoever resulting from any delay in delivery howsoever arising;
- (b) Unless otherwise stated in writing delivery shall be deemed to take place upon the occurrence of the first in time of the following, namely:
 - i. the physical delivery of the goods to the purchaser at the Company's works;
 - ii. the physical delivery of the goods to the purchaser's carrier or agent for the purpose of transmission to the purchaser or his nominee;
 - iii. the physical delivery of the goods to the purchaser's place of business or such other place as he may direct by the Company, its carrier or agent, the purchaser being responsible for unloading;
- (c) Signature of the Company's delivery note by any employee, representative or agent of the purchaser shall be conclusive proof of delivery;
- (d) Where the contract provides for delivery by the Company, its carrier or agent:
 - i. any claims for non-delivery must be made in writing to the Company within three days of receipt of invoice or advice note whichever is the earlier;
 - ii. any claims in respect of goods damaged in transit or shortages in delivery must be made in writing to the Company within three days of delivery; shortages in delivery shall not give rise to a right to reject the goods delivered;
- (e) The Company shall be entitled to make partial deliveries or deliveries by instalments and all the provisions of these terms shall apply to such deliveries;

6. PROPERTY AND RISK

- (a) Risk in the goods shall pass to the purchaser at the time at which delivery takes place in accordance with clause 5 above and the purchaser shall be solely responsible for insuring the goods thereafter;
- (b) The Company shall retain ownership of and title in the goods delivered until full payment has been made in respect of all such goods. Until such time the goods shall be:

- i. stored separately from other goods in the possession of the purchaser;
 - ii. marked or otherwise rendered identifiable as being the property of the Company;
 - iii. held by the purchaser as bailee of the Company;
 - iv. held by the purchaser free from any charge, lien or other encumbrance;
- (c) Provided the Company has not requested their return and notwithstanding that payment in full has not been made for all of the goods delivered, the purchaser as principal and not as agent for the Company shall be entitled to use the goods or offer for sale and sell them in the ordinary course of his business;
- (d) Where the purchaser sells the goods prior to paying for them in full:
- i. the Company shall be legally and beneficially entitled to the proceeds of sale;
 - ii. the purchaser shall hold the proceeds of sale on trust for the Company and shall not mingle them with other monies and shall not pay them into an overdrawn bank account;
 - iii. he shall deposit the proceeds of sale in a separate bank account, the location and number of which he has previously notified to the Company, and he shall not be entitled to use or deal with the proceeds of sale until payment in full for the goods has been made to the Company;
- (e) The Company shall have the right at any time by its servants or agents to enter the purchaser's premises where the goods are stored, or are thought the Company to be stored, so as to:
- i. retake possession of the goods when the Company has requested their return and the purchaser has not immediately complied with the request, such retaking or return to be without prejudice to any other rights the Company may have arising therefrom;
 - ii. inspect the storage of the Company's goods which have not been paid for in full;
 - iii. investigate and ascertain whether all these terms are being complied with;

7. GUARANTEE AND LIABILITY

- (a) The Company guarantees all goods which have been manufactured by the Company against any defect of work or materials which can be proved to the Company's satisfaction to have been caused before delivery provided that:
 - i. the goods are used for their normal purpose,
 - ii. full details of any such defect are notified to the Company within thirty days of its first appearance and
 - iii. the goods in which the defect arises are returned at the purchaser's expense to the Company;
- (b) The guarantee shall be for a period of twelve years from the date of delivery for all product except pumps which are 3 years for Monsoon and 1 year for Showermate and products with any other finish that is not chrome, such as gold, which are guaranteed for 3 years. The liability of the Company shall be limited at its option either to supply replacement goods, which will be supplied subject to these terms, or refunding of the goods;
- (c) The Company gives no guarantee in respect of goods not manufactured by it but shall use all reasonable endeavours to procure for the purchaser or assign to the purchaser the benefit of any guarantee obtained by it from the manufacturer or supplier thereof; however the Company shall not be required to commence litigation against such manufacturer or supplier or to incur any expense in connection with any such claim by the purchaser;
- (d) The above guarantee is given in lieu of and to the exclusion of all other warranties, conditions, representations and undertakings express or implied by statute or otherwise in respect of the quality or fitness for purpose of the goods or as to their condition or performance or as to any other matter except where such warranty or condition is implied by statute and by reason of a statutory provision, cannot be excluded;
- (e) Save as provided herein and save in any case where death or personal injury has been caused by the Company's negligence or any case where the Company is liable for a defect in the goods pursuant to Part 1 of the Consumer Protection Act 1987 or any statutory replacement thereof, the Company shall be under no liability whatsoever to the purchaser for any loss or damage whether direct, indirect or consequential arising out of any defect in, failure of or unsuitability for any purpose of the goods or any part thereof whether the same be due to any act, omission, breach of contract, negligence or wilful default in design, workmanship or materials or any other cause.

8. INDEMNITY AS TO INDUSTRIAL PROPERTY RIGHTS

- (a) The purchaser shall indemnify the Company against all loss, damages, costs and expenses suffered or incurred by the Company or to which the Company may become liable as a result of any work carried out in accordance with the purchaser's specification(s) which involves infringement or alleged infringement of a patent, registered design or other industrial property right;
- (b) If the purchaser uses or sells the goods in such a manner as to infringe any such rights the company shall not be responsible for such infringement and the purchaser agrees to indemnify the Company from and against all liability arising therefrom.

9. TERMINATION

- The Company shall have the right forthwith to cancel the purchaser's order if any of the following events occur and subject to enforcement of the Company's rights to recover the goods and to receive payment of the price or damages, the contract shall be deemed to have terminated:
- (a) the purchaser commits any breach of its obligations to the Company;
 - (b) any distress or execution is levied upon any property of the purchaser;
 - (c) the purchaser makes or offers to make any arrangement or composition with creditors or commits any act of bankruptcy or insolvency;
 - (d) any resolution is passed or petition presented to wind up the purchaser;
 - (e) a receiver or administrator is appointed or any chargee takes possession of all or any part of the undertaking or assets of the purchaser;
 - (f) the purchaser stops payment or ceases or threatens to cease to carry on its business or to pay its debts as and when they fall due;
 - (g) any remittance for payment of the whole or any part of the purchase price of the goods is dishonoured by the purchaser's bankers.

10. ASSIGNMENT

- The purchaser shall not assign or transfer or purport to assign or transfer any contract to which these terms apply to any other person without the Company's prior written consent. The Company reserves the right to subcontract the performance of the contract or any part of it.

11. FORCE MAJEURE

- If the Company is prevented or delayed (directly or indirectly) from making delivery of the goods or any part thereof or from otherwise performing the contract or any part thereof by reason of war, embargo, riot, strike, lock-out, trade dispute, fire, breakdown of plant or machinery, inclement weather, interruption of transport, Government action, delay in delivery to the Company of any goods or materials, or by any cause whatsoever (whether or not of a like nature to the foregoing) outside its control, it shall be under no liability whatsoever to the purchaser and shall be entitled at its option either to cancel the contract or without any liability to extend the time or times for delivery by a period equivalent to that during which such delivery has been prevented.

12. PROPER LAW

- The contract and these terms shall be governed by English law and the purchaser shall submit to the sole jurisdiction of the English Courts.

WHERE INSPIRATION FLOWS



OTHER CATALOGUES AVAILABLE



CONSUMER CATALOGUE

VADO's tap, showering and accessory collection, the perfect catalogue to give to consumers visiting bathroom showrooms.



SHOWERING PACKAGES

A collection of showering packages with easy to order codes, taking the hassle out of selecting a shower.



BOOTH & CO.

Inspired by Victorian design, Booth & Co. introduces a distinctive collection of traditional taps, showers and accessories.



INDIVIDUAL by VADO

Celebrating innovation and original design, Individual by VADO presents a range of coloured and textured finishes.

By partnering with the World Land Trust's Carbon Balanced Paper programme, we have offset any emissions produced from the production of the paper whilst making this brochure.



www.carbonbalancedpaper.com
CBP025301



VADO
Wedmore Road Cheddar Somerset England BS27 3EB
tel 01934 744466
fax 01934 744345
www.vado.com
sales@vado.com

due to our policy of continual improvement, VADO reserve the right to change product specification.
the colours indicated are an approximation of the actual finishes on VADO products. e&oe.
©2024 VADO LIT-VADO/SPEC-JUN24

